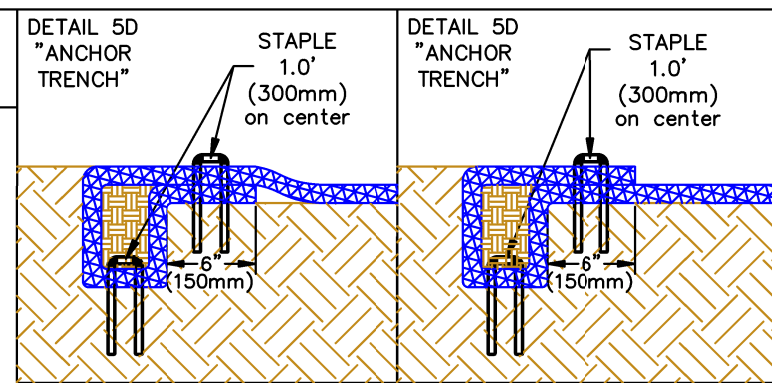


DETAIL 4A  
"OVERLAP"

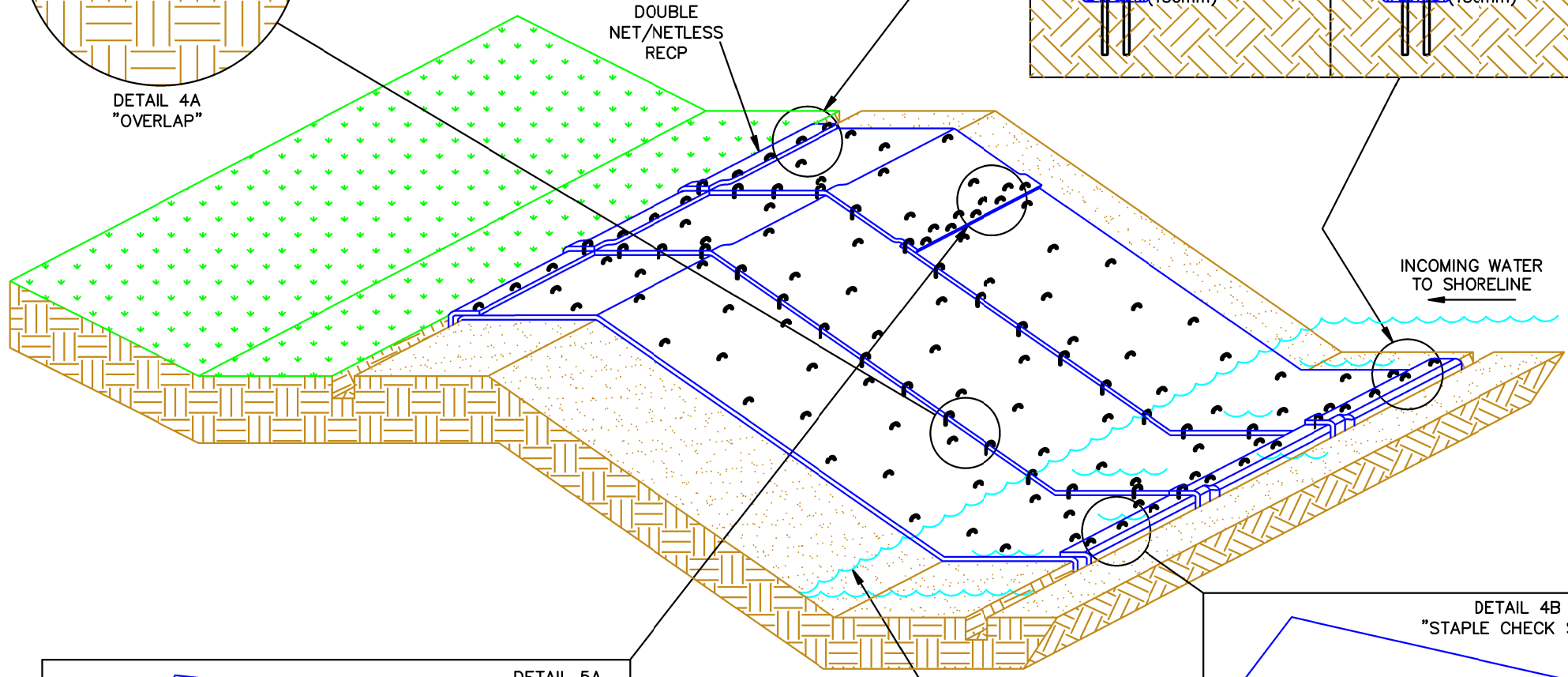


DETAIL 5D  
"ANCHOR TRENCH"

STAPLE  
1.0'  
(300mm)  
on center

DETAIL 5D  
"ANCHOR TRENCH"

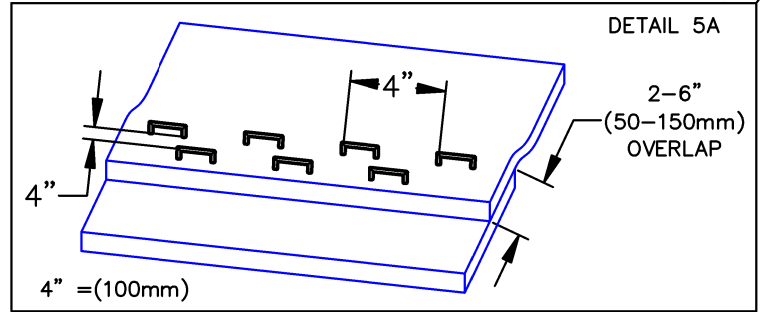
STAPLE  
1.0'  
(300mm)  
on center



DOUBLE  
NET/NETLESS  
RECP

INCOMING WATER  
TO SHORELINE

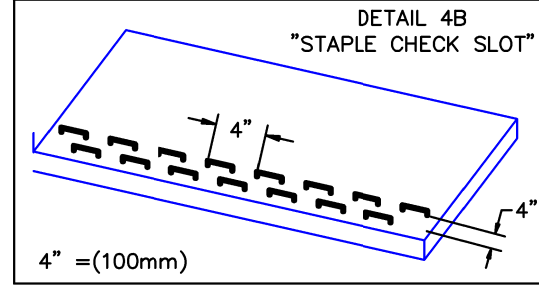
NORMAL  
WATERLINE



DETAIL 5A

2-6"  
(50-150mm)  
OVERLAP

4" = (100mm)



DETAIL 4B  
"STAPLE CHECK SLOT"

4" = (100mm)

<p><b>SHEET DESCRIPTION</b> SHORELINE DRAWING #5</p>	<p>Erosion Control Technology Council</p>	
<p><b>PROJECT No.</b></p>	<p>RECP SHORELINE INSTALLATION</p>	
<p><b>PROJECT MANAGE:</b></p>	<p><b>SCALE:</b> NONE</p>	
<p><b>CHECKED BY:</b></p>	<p><b>DRAWING REVISION DATE:</b> 06/20/2022</p>	
<p><b>APPROVED BY:</b></p>	<p><b>VERSION NUMBER:</b></p>	



For further information please refer to ECTC Installation Guidelines