MONTHLY MLS STATISTICS

(ONLY MARKETS WITHIN CRAWFORD COUNTY MLS)

NEW LISTINGS

	TOTAL	RES		TOTAL	RES		TOTAL	RES
Jan-17	65	45	Jan-18	60	46	Jan-19	55	40
Feb-17	55	38	Feb-18	64	42	Feb-19	54	43
Mar-17	67	53	Mar-18	67	54	Mar-19	90	63
Apr-17	128	102	Apr-18	92	73	Apr-19	106	86
May-17	116	93	May-18	122	106	May-19	92	75
Jun-17	108	87	Jun-18	103	82	Jun-19	106	91
Jul-17	96	79	Jul-18	83	70	Jul-19	106	91
Aug-17	101	72	Aug-18	108	88	Aug-19	72	60
Sep-17	79	57	Sep-18	97	68	Sep-19	88	62
Oct-17	88	71	Oct-18	81	68	Oct-19	79	64
Nov-17	59	38	Nov-18	51	40	Nov-19	45	37
Dec-17	35	26	Dec-18	32	26	Dec-19	33	16
TOTAL	997	761	**TOTAL**	960	763	**TOTAL**	926	728
AVERAGE	83	63	**AVERAGE**	80	64	**AVERAGE**	77	61
MEDIAN	84	64	**MEDIAN**	82	68	**MEDIAN**	84	63

NEW SALES

	TOTAL	RES		TOTAL	RES		TOTAL	RES
Jan-17	41	38	Jan-18	37	30	Jan-19	26	24
Feb-17	21	19	Feb-18	21	16	Feb-19	26	23
Mar-17	50	40	Mar-18	38	29	Mar-19	45	41
Apr-17	35	29	Apr-18	38	30	Apr-19	52	42
May-17	67	58	May-18	66	57	May-19	66	57
Jun-17	61	55	Jun-18	63	55	Jun-19	53	49
Jul-17	52	48	Jul-18	60	48	Jul-19	74	65
Aug-17	58	55	Aug-18	68	65	Aug-19	64	57
Sep-17	56	46	Sep-18	53	43	Sep-19	67	60
Oct-17	53	50	Oct-18	63	55	Oct-19	74	61
Nov-17	53	48	Nov-18	57	50	Nov-19	40	37
Dec-17	52	44	Dec-18	42	36	Dec-19	36	30
TOTAL	599	530	**TOTAL**	606	514	**TOTAL**	623	546
AVERAGE	50	44	**AVERAGE**	51	43	**AVERAGE**	52	46
MEDIAN	53	47	**MEDIAN**	55	46	**MEDIAN**	53	46

RESIDENTIAL	2016	2017	2018		2019
AVERAGE LISTING PRICE	$149,122	$141,265	$149,757		$151,381
MEDIAN LISTING PRICE	$101,000	$110,000	$117,500		$119,900
AVERAGE SALES PRICE	$109,904	$116,802	$125,844		$125,087
MEDIAN SALES PRICE	$87,000	$99,000	$97,500		$105,500

ALL DATA FROM GREATER ERIE BOARD OF REALTORS MATRIX MLS DEEMED RELIABLE BUT NOT GUARANTEED

report created 12/09/19

MONTHLY MLS STATISTICS

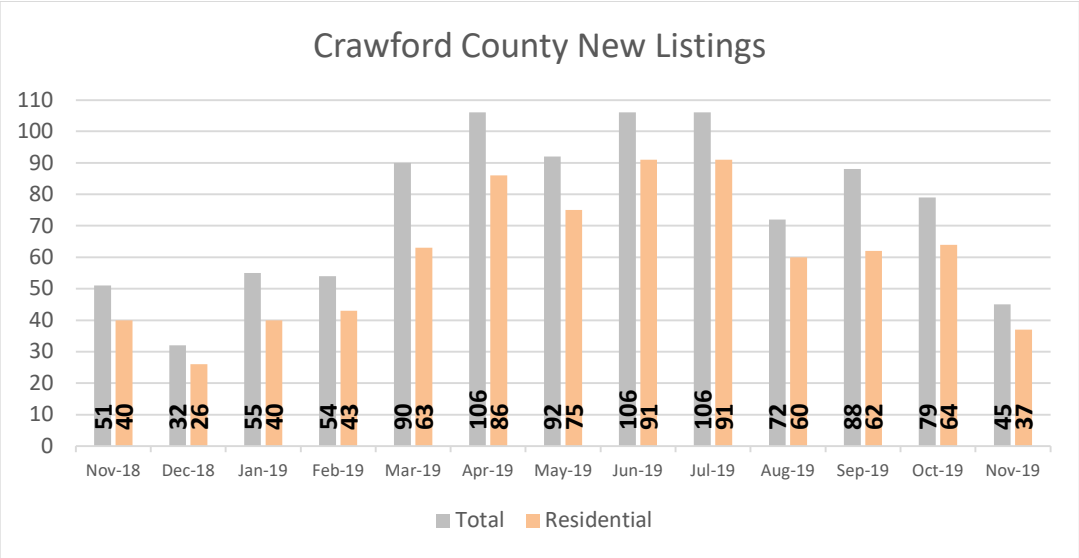

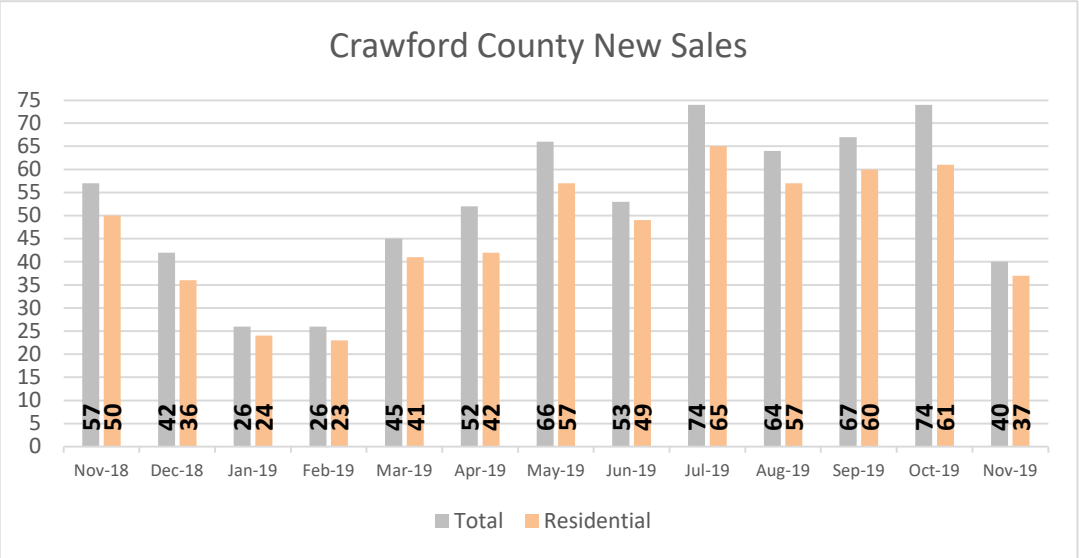

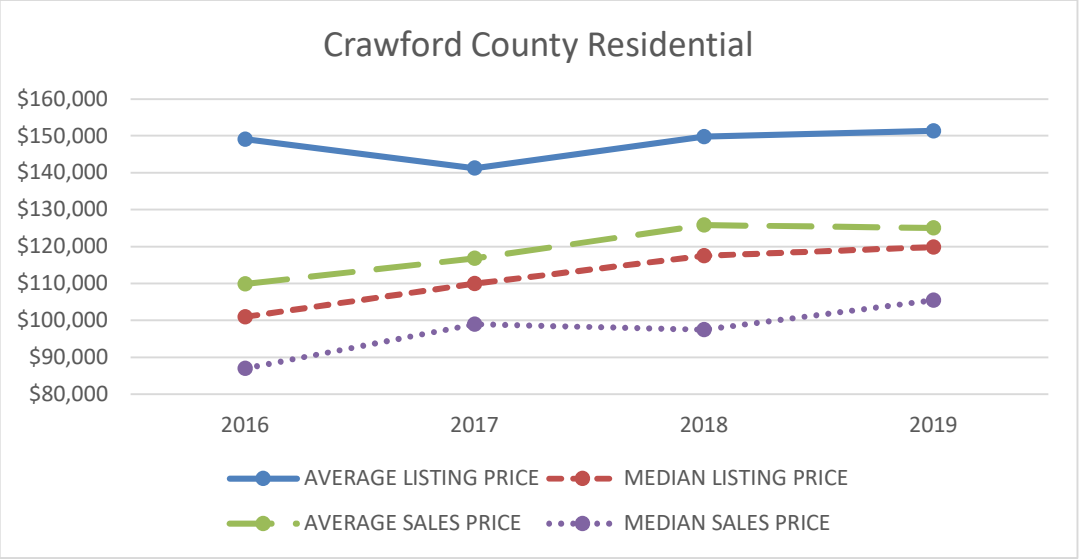

report created 12/09/19