



2019 CSFP Survey Results

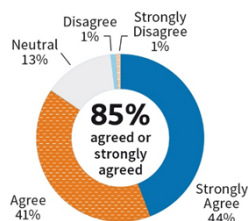
Survey Details:

- USDA requires lead contractors to provide nutrition education to their participants.
- Lead contractor must get participant feedback to ensure the nutrition education resources provided are effective.
- Lead contractors are required to administer the Participant Survey every April.

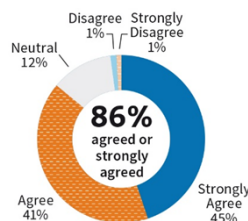
Participant Response:

- We received responses from participants served by 10 out of 13 lead CSFP contractors.
- Out of the 6,004 CSFP participants in the state, we received an amazing response rate of 29%, 1,730 clients!
- The age range of people surveyed was 43 – 97 years old.
- 3.5% of participants surveyed did not have water or electricity
- 11% did not have a refrigerator, microwave, or stove

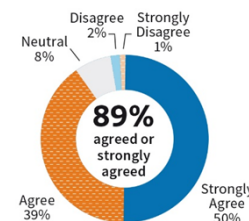
The nutrition information provided by the CSFP distribution agency is helpful.



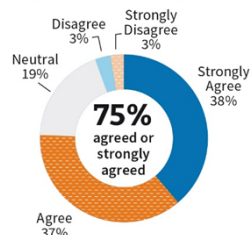
The nutrition information provided by the CSFP distribution agency is easy to read and understand.



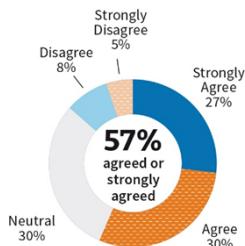
I use the majority of the food provided in my CSFP box.



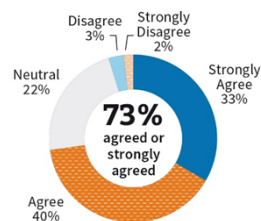
My CSFP distribution agency provides information on other nutrition, health, or assistance programs available in my area.



I try the recipes provided with my CSFP box.



Recipes suggested by the CSFP distribution agency are within my budget.



Lessons Learned:

- WSDA needs to provide guidance on how to administer the survey.
- The questions regarding availability of water, electricity, and kitchen appliances will be omitted from the 2019 survey.
- Open-ended questions will be removed and reformatted to be multiple choice.
- WSDA anticipates that questions that scored under 75% will increase in the 2020 survey due to the release of the Senior Nutrition Newsletters.
- Lead contractors need to ensure that only participants are completing the survey, not proxies.