

The State of State Records

A Statistical Report on State Archives and
Records Management Programs in the United States



CoSA
Council of State Archivists

2023 EDITION
BASED ON FY2022 SURVEY
SEPTEMBER 2023

RECENT REPORTS AND PUBLICATIONS FROM THE COUNCIL OF STATE ARCHIVISTS

Be Prepared: Managing and Preserving Email in State and Territorial Governments MARCH 2023

CoSA received a two-year subgrant through the University of Illinois' Email Archives: Building Capacity and Community program, funded by the Mellon Foundation to develop and deliver a variety of capacity-building activities for email preservation and access. PREPARE (Preparing Archives for Records in Email) builds upon digital preservation research and analysis conducted by the archival community over the past decade, including past work by CoSA.

CoSA PREPARE: Needs Assessment Survey Analysis & Report 2021

This report summarizes the findings of volunteers who tested three software packages—ePADD, DArCMail, and libratom—for use in their email appraisal, acquisition, processing, and discovery workflows.

CoSA Strategic Plan, 2022–2026

Digital Best Practices Series: 02 Developing Successful Electronic Records Grant Projects 2021

The purpose of this guide is to educate leadership and staff about the aspects of the granting process an institution should consider and how to construct a grant application that has the highest chances of success.

Relevant, Respectful, and Responsive: Government Archives in the 21st Century – An Overview of Cultural Competency in State and Territorial Archives in 2022

Based on a survey fielded to CoSA members in November 2021 through early January 2022, which yielded a 64% response rate, the report offers a wealth of information

regarding the understanding and practice of cultural competency within state and territorial archives and with their users and stakeholder communities.

Self-Assessment Survey Report: 2022 Digital Preservation Capability Maturity Model JUNE 2022

This report highlights the gains state and territorial archives have made since the last self-assessment (2015), the areas where they have held fast, and the topics where they have lost ground.

State Electronic Records Initiative (SERI) Strategic Plan, 2021–2024

State of State Records: A Statistical Report on State Archives and Records Management Programs in the United States JULY 2021

Statement of Harmful Content Templates and Suggestions for Their Use 2023

Examples for how agency leadership and staff can make electronic records inclusively available to diverse communities in ways that acknowledge language and communication traditions, and lived experience.

MoVE-IT: Modeling Viable Electronic Information Transfers FEBRUARY 2021

The Modeling Viable Electronic Information Transfers (MoVE-IT) project builds upon work surveying state and territorial archives regarding the efficacy of their electronic records management and digital preservation programs. This report analyzes seven electronic records transfer projects with regard to the elements that challenged them and, ultimately, made them successes. Published with support from Preservica and AVP.

Additional resources can be found at the CoSA website, <https://www.statearchivists.org>



Council of State Archivists
6 Liberty Square, Suite 95366
Boston, MA 02109

VOICE 502-229-8222
EMAIL info@statearchivists.org

Contents

Executive Summary	vii
Introduction	x
Historical Summary	x
Survey Source	x
Response Rate	x
FIGURE 01. Comparison of Number of Responses Since FY2012 Survey	x
FIGURE 02. FY2022 Survey Responses by Survey Instrument	xi
How to Use This Report	xi
SECTION 1 Resources and Administration	1
Configuration and Placement	1
FIGURE 03. FY2022 List of States with Joint Archives and Records Management (JARM) Programs and List of States with Separate Archives Only (AO) and Records Management Only (RMO) programs	1
FIGURE 04. FY2022 Breakdown of Primary Governing Agencies for AO and JARM Programs	2
Budgets	2
FIGURE 05. Funding Sources JARM/AO and RMO	2
Jurisdictional Authority, Resources, and Activity	3
Staffing	3
FIGURE 06. Breakdown of Full-time Employees FY2018–FY2022 by Percentage	4
FIGURE 07. Percentages of Major Changes in FTE Staffing Levels +/- 10%	4
FIGURE 08. Percentage of Pay Increases by Type Since FY2022 Survey	4
FIGURE 09. Percentage of Staff Who Devote Some Time to Electronic Records Management/Digital Preservation Since FY2016	5
FIGURE 10. Percentage of Staff Who Devote Some Time to Local Government Records Since FY2018	5
SECTION 2 Collections	6
Archival Collections	6
FIGURE 11. Breakdown of Non-Digital Records by Category since 2018	6
FIGURE 12. Breakdown of Digital Records by Category Since 2018	6

FIGURE 13. FY2022 Count of the Percentage of Collection Material Inaccessible Due to Insufficient Processing	7
FIGURE 14. Comparison of Number of Archives Accessioning Non-Electronic Records FY2018 to FY2022, by Volume Groupings	8
Record Center Holdings	8
FIGURE 15. Respondents to Records Center Survey that Assess Chargeback Fees	8
SECTION 3 Access and Engagement	9
Reference Interactions and Trainings	9
FIGURE 16. Count of institutions that responded to FY2020 and FY2022 surveys by percentage change in in-person reference interactions	9
FIGURE 17. Count of Institutions that Responded to FY2020 and FY2022 Surveys by Percentage Change in Remote Reference Interactions	9
Online Engagement	10
FIGURE 18. FY2022 Social media platforms utilized by Archives and Records Management Programs	10
FIGURE 19. Comparison of Uses of Social Media Platforms since FY2018	10
Newsletters	11
FIGURE 20. Percentage of Respondents with Newsletters	11
Communications Officers and Social Media Communications	11
FIGURE 21. Total Communication Officers and Social Media Coordinators	11
SECTION 4 Special Projects	12
Digital Preservation	12
FIGURE 22. Supplemental Digital Preservation Tools	12
State Historical Records Advisory Boards (SHRABs)	12
FIGURE 23. Authorization Status of SHRABs for FY2022	13
FIGURE 24. Status of Appointments for FY2022	13
FIGURE 25. Primary Authority Who Appoints SHRAB Members	13
FIGURE 26. Comparison of Activities SHRABs Support Since FY2016	14
FIGURE 27. Activities Supported by AO and JARM Programs Since FY2020	14
Emergency Preparedness, Response and Recovery	16
FIGURE 28. FY2022 Comparison of Status of Emergency Preparedness Planning, by Percentage, for AO and JARM Programs	16
FIGURE 29. FY2022 Frequency AO and JARM Programs Practice their Emergency Preparedness Plans, by Percentage	16
FIGURE 30. FY2022 Inclusion of Archives and Records Management Programs in COOP	16
Priorities and Challenges	17

Configuration and Placement A1

TABLE 01. Establishment of State and Territorial Archives and Records Management Programs* A1

TABLE 02. Agency Placement A2

Budgets A3

TABLE 03. Budgets, Actual Expenditures and Funding Sources A3

TABLE 04. Programs funded by appropriations. A4

TABLE 05. Overhead activities funded by appropriations. A5

TABLE 06. Budgetary Trends Since FY2006 A6

TABLE 07. Revenues and Appropriations Based on Fees Collected by Local Governments for Records Related Services A7

TABLE 08. Grant funding A8

TABLE 09. To what extent are archival programs and activities in your state supported by funding other than the NHPRC? A9

TABLE 10. Capital Expenses A9

TABLE 11. Electronic Records Management and/or Digital Preservation Appropriations A10

Jurisdictional Authority, Resources and Activity 11

TABLE 12A. Authority, Resources and Activity in Support of Executive Branch Agencies* 11

TABLE 12B. Authority, Resources and Activity in Support of Executive Branch Agencies* 13

TABLE 12C. Authority, Resources and Activity in Support of Executive Branch Agencies* 15

TABLE 12D. Authority, Resources and Activity in Support of Executive Branch Agencies* 17

TABLE 13A. Authority, Resources and Activity in Support of Legislative Branch Agencies* 19

TABLE 13B. Authority, Resources and Activity in Support of Legislative Branch Agencies* 21

TABLE 13C. Authority, Resources and Activity in Support of Legislative Branch Agencies* 23

TABLE 13D. Authority, Resources and Activity in Support of Legislative Branch Agencies* 25

TABLE 14A. Authority, Resources and Activity in Support of Judicial Branch Agencies* 27

TABLE 14B. Authority, Resources and Activity in Support of Judicial Branch Agencies* 29

TABLE 14C. Authority, Resources and Activity in Support of Judicial Branch Agencies* 31

TABLE 14D. Authority, Resources and Activity in Support of Judicial Branch Agencies* 33

TABLE 15A. Authority, Resources and Activity in Support of Local Government Agencies*	35
TABLE 15B. Authority, Resources and Activity in Support of Local Government Agencies*	37
TABLE 15C. Authority, Resources and Activity in Support of Local Government Agencies*	39
TABLE 15D. Authority, Resources and Activity in Support of Local Government Agencies*	41
TABLE 16. Program establishes records-related standards/guidelines: Comparison by jurisdiction	43
TABLE 17. Program approves retention and disposition schedules: Comparison by jurisdiction	45
TABLE 18. Program provides consultation and training on records-related practices and procedures: Comparison by jurisdiction	47
TABLE 19. Program provides micrographic or original capture digital imaging services: Comparison by jurisdiction	49
TABLE 20. Program accessions paper records into the state archives/and or regional repositories: Comparison by jurisdiction	51
TABLE 21. Program accessions born-digital electronic records into the state archives and/or regional repositories: Comparison by jurisdiction	53
TABLE 22. Program accessions other formats (such as audio-visual materials) into the state archives and/or regional repositories: Comparison by jurisdiction	55
TABLE 23. Program provides security storage for microfilm and/or electronic media: Comparison by jurisdiction	57
TABLE 24. Program provides conservation services: Comparison by jurisdiction	59
TABLE 25. Program provides preservation services: Comparison by jurisdiction	61
TABLE 26. Program provides training to state government officials and employees: Comparison by jurisdiction	63
TABLE 27. Program provides security storage for non-permanent microfilm and/or digital content: Comparison by jurisdiction	65
TABLE 28. Other 1: Comparison by jurisdiction	67
TABLE 29. Other 2: Comparison by jurisdiction	69
TABLE 30. Other 3: Comparison by jurisdiction	71
Staffing	73
TABLE 31. Full Time Employees by Division*	73
TABLE 32. Comparison of FTEs from FY2016 to FY2022	74
TABLE 33. Staff Changes of 10% or More with Comments	75
TABLE 34. Staff Pay Increases	76
TABLE 35. Electronic Records Management Full Time Employees	77
TABLE 36. Digital Preservation Integration	78
TABLE 37. Local Government Full Time Employees	79
TABLE 38. Cursive Writing Proficiency	80
TABLE 39A. Titles and Salary Ranges	81
TABLE 39B. Program Director Salary Range and Tenure	84
Archival Collections	85
TABLE 40. Non-Electronic Archival Holdings of State/Territorial Archives	85

TABLE 41. Total Volume of All Electronic Records held by State/Territorial Archives in FY2020	86
TABLE 42. Percentage of Non-Electronic Records that are Not Accessible Due to Insufficient Processing	87
TABLE 43. Percentage of Electronic Records that are Not Accessible Due to Insufficient Processing	88
TABLE 44. Factors Seen as Hindering Access to Physical and Digital Records	89
TABLE 45. Volume of Records Arranged and Described in FY 2022 to the Series Level or Lower	90
TABLE 46. Volume of Electronic Records Arranged and Described in FY2022 to the Series Level or Lower	91
TABLE 47. Reparative Description	92
TABLE 48. Percentage of Descriptions of Archival Holdings Available Online	93
TABLE 49. Non-Electronic Archival Holdings Accessioned by State/Territorial Archives in FY2022	94
TABLE 50. Electronic Records Accessioned by State/Territorial Archives during FY2022	95
Record Center Holdings	96
TABLE 51. Record Centers	96
TABLE 52. Non-Electronic Records Center Holdings (cubic feet)	97
TABLE 53. Trends in Records Center holdings since FY2006	97
TABLE 54. Electronic Records Center holdings	98
TABLE 55. Record Center Retrievals and Disposals	99
Reference Interactions	100
TABLE 56. COVID Impacts	100
TABLE 57. Reference Interactions	102
TABLE 58. Trends in Reference Activities—Archives Only	102
TABLE 59. Records Center Reference and Customer Service Activities	103
Online Engagement	104
TABLE 60. Engagement with Agency Websites	104
TABLE 61. Assessment of Web Impact	106
TABLE 62. Social Media Tools used by State/Territorial Archives and Records Management Programs	107
TABLE 63. How Social Media is utilized by State/Territorial Archives and Records Management Programs	108
TABLE 64. Strategies for Effective Engagement through Social Media	109
Newsletters	110
TABLE 65. Prevalence of Newsletters to Promote State/Territorial Archives and Records Management Programs	110
Communications Officers And Social Media Coordinators	111
TABLE 66. Prevalence of Communications Officers and Social Media Coordinators	111
Special Projects	112

TABLE 67. Interest and Discussion in Electronic Only Archives	112
TABLE 68. Records of Shared Custody	113
TABLE 69. Digital Preservation Repositories	114
TABLE 70. Other Tools Utilized for Digital Preservation	115
State Historical Records Advisory Boards (SHRABs)	116
TABLE 71. SHRAB Authorization and Status	116
TABLE 72. SHRAB Appointment Status and Appointing Authority	117
TABLE 73. SHRAB Appointment Status and Appointing Authority Notes	118
TABLE 74. SHRAB Coordinators and Deputy Coordinators	119
TABLE 75. Staff Support of SHRAB Activities	120
TABLE 76. Funding Sources of SHRAB Activities and Administrative Support by Percentage	121
TABLE 77A. SHRAB and State Archives Activities	122
TABLE 77B. SHRAB and State Archives Activities	123
TABLE 77C. SHRAB and State Archives Activities	124
TABLE 77D. SHRAB and State Archives Activities	125
TABLE 78. Impact of SHRAB on State Archives and State Archival Communities	126
TABLE 79. Aspirational SHRAB Activities	127
TABLE 80. SHRAB Collaborations	128
TABLE 81. Professions Represented by SHRAB Board Members	129
TABLE 82. SHRAB Demographic Representation	130
Emergency Preparedness	131
TABLE 83. Emergency Preparedness and Recovery Planning	131
TABLE 84. Statewide/Regional Emergency Planning Groups and Participation	133
Special Initiatives and Planning	134
TABLE 85. Ranked Priorities for the Next Two Years	134
TABLE 86. Strategies for Addressing Priorities	136
TABLE 87. Ranked Long-Term Challenges	137
TABLE 88. Strategies for Addressing Challenges	139
TABLE 89. COVID-19 Impact on Priorities and Challenges	140
TABLE 90. Challenges to State/Federal Relations	141

Executive Summary

The Council of State Archivists (CoSA) is pleased to present the 2023 edition of *The State of State Records*, a statistical overview of the state and territorial archives and records management programs drawn from a biennial archives and records management (ARM) survey fielded in FY2022. This report confirms the collective commitment of these agencies to the important work of preserving the records of state and territorial government, ensuring that they are always available when needed by government and the people.

Since 2004, CoSA has been independently collecting and publishing data from state and territorial archives in an attempt to understand the scope of their legally mandated work to document government activity. This year is no exception.

Once again, the FY2022 reveals a complicated landscape in which state and territorial archives operate. On the one hand, the survey found respondents continuing their efforts in the wake of COVID-19 to evolve their operations and customer service by increasing online access to holdings and establishing greater efficiencies in serving onsite users. On the other hand, long-standing records management issues—such as processing backlogs, staffing transitions and shortages, and lack of space—continue to challenge many agencies. Overlaid on this operational environment are recurring challenges relating to managing the building avalanche of electronic government communication (email, text, video); privacy concerns relating to the disclosure of sensitive information in digital records; and the unfolding pitfalls of artificial intelligence.

With all of that as the backdrop, CoSA initiated surveying of state and territorial archives leaders across the United States in the fall of FY2022. Seven discrete surveys were deployed, covering various aspects of archives and records management programs. Fifty-two percent of agencies responded to all of their designated surveys, the lowest response rate since FY2016. However, 84% of states and the District of Columbia submitted at least one of the seven surveys.

KEY FINDINGS

Building and Managing An Electronic Records Infrastructure; Interagency Collaboration

89% of respondents are budgeting for digital imaging and 86% are supporting electronic records management and digital preservation. An overwhelming majority of these respondents indicated that these functions are now integrated into their overall core budgets instead of in specific appropriations.

Top factors hindering access to both physical and digital records: lack of staff and budget, technical issues around digital records, the need for redaction and the protection of personally identifiable information (PII).

CoSA's [MoVE-IT \(Modeling Viable Electronic Information Transfers\)](#) surveying and subsequent report revealed numerous issues in play that currently challenge smooth interagency collaborations for records transfer and preservation. Yet experts are suggesting that governments need to be far more collaborative across agencies, far more agile in deploying staff across departments, and far more entrepreneurial in attracting and retaining great talent.¹

¹ William D. Eggers, Beth McGrath, and Jason Salzetti. "The Nine Trends Shaping Government in 2023." Deloitte Insights. March 23, 2023. Accessed June 9, 2023.

In addition to this biennial data, the CoSA Board of Directors annually gathers information from members in its Calls to the States. These conversations afford an opportunity to track activity between ARM surveys, providing important insights about agency health that aren't as easily captured every two years. The FY2022 Calls to the States highlighted some of the same priorities members echoed later in their ARM survey responses. Two priorities intersected: building and managing an electronic records infrastructure, and affording, attracting, and retaining qualified and diverse people. We've added a third key finding dealing with the broad topic of the evolving workplace as it continues to navigate a post-COVID-19 environment.

Looking Ahead CoSA believes this is a pivotal moment for government archives to claim their place as experts in document preservation and take ownership of the lifecycle of digital records. State and territorial archives need to be able to make strong and credible arguments for their work to elected and appointed government officials, related government agencies engaged in record creation, and the general public. However, those arguments can be difficult to develop without timely and accurate data that helps to frame the value of archives within contemporary society.

As CoSA approaches the 20th anniversary of independently collecting data about state and territorial archives and records management programs, it is time to evaluate the impact of this surveying effort, both to individual agencies and to the collective field. We are keenly aware that the biennial ARM survey requires our members to commit resources they might not have in order to provide the most comprehensive picture of the state of state and territorial records. We also recognize that the high rate of retirement with our community led to a loss of organizational knowledge concerning the value and intent of this survey activity. To that end, CoSA is considering options, such as:

supplying models and templates for more effective, efficient, and reliable data collection;

promoting the establishment of ARM data points as a data collection standard for state/territorial archives;

seeking ways to attach key findings to funding;

KEY FINDINGS

Affording, Attracting, and Retaining Qualified and Diverse People

FTE staffing levels remained largely unchanged since FY2020; 80% of respondents reported pay increases, which were fairly evenly divided among salary increases, cost-of-living increases, and some combination of the two.

The Bureau of Labor Statistics reports that the "demand for archivists is expected to increase as public and private organizations have more information and records that need to be organized and made accessible. In particular, the growing use of electronic records may create jobs for archivists." The Bureau's Employment Projections program estimates a 9% increase in the number of archivist jobs between 2021 and 2031.¹ The Bureau cautions that archives receiving federal funds may be affected by changes to the federal budget, which in turn might impact employment of archivists.

Of all state and territorial archivists, nearly one-third have been appointed since 2020.

While many have held positions in state archives, none have served in a similar leadership position previously. Currently, these agency leaders are almost evenly split between male and female (28- male; 27 female), however, the overwhelming lack of diversity among state archivists remains a persistent challenge that not only plagues leadership, but the rank and file.

The overwhelming majority of state archivists acknowledge the Inclusion-Diversity-Equity-Accessibility (IDEA) landscape has changed significantly—and for the better—over the past few years and there is broad recognition among them that expansion of diversity and inclusion in state and territory archives is positive and necessary.²

The Society of American Archivists' A*Census II: Archives Administrators Survey revealed that the top three most important workplace skills in the next five years are technology and systems skills; public services skills (outreach, programming, reference and research services); and arrangement and description skills.³

¹ Bureau of Labor Statistics, U.S. Department of Labor. [Occupational Outlook Handbook, Archivists, Curators, and Museum Workers](#), (visited May 29, 2023). Accessed June 16, 2023.

² Calls to the States, 2022.

³ Society of American Archivists. [A*Census II: Archives Administrators Survey](#). 2023. The survey was completed by 746 archives administrators representing academic institutions, government agencies, nonprofit organizations, for-profit organizations, and community archives across the United States.

shifting the distribution of survey topics over time to disperse the labor requirement for completion; and

reducing the frequency of the survey from every two years to every four or five years.

We also hope to explore ways in which this data can be collected, combined with longitudinal data, and customized for various users, including individual agencies, funders, and the media.

Lastly, we are deeply indebted to Veronica Martzahl, who has been ably shepherding the survey since 2018, for her thoughtful and thorough data compilation and analysis. Our thanks also to the ARM Survey Committee, who generously spent time reviewing and revising the survey format and questions:

Jami Awalt (TN), Joy Banks (CoSA, ex officio), John Dougan (MO), Eric Emerson (SC), David Joens (IL), Katherine McBrien (ME), Catherine Newsome (LA), Allen Ramsey (CT), Shawn Rounds (MN), Tom Ruller (Chair, NY), Ken Williams (UT).

All of this work behind the scenes is rigorous and time-consuming and could not be accomplished without committed volunteers, staff and contractors. Thank you.

Joy Banks
Executive Director
Council of State Archivists

August 2023



Managing Evolving Workplaces in the Wake of COVID-19

Several factors can influence the volume of records a state or territorial archives is expected to accession, most notably whether or not they are experiencing a gubernatorial transition in the reporting year. Additional considerations coming out of the COVID-19 pandemic include the degree to which state employees are returning to their offices and the extent that processes and activities have transitioned to digital only. The FY2022 Calls to the States indicated that an overwhelming majority of CoSA members made long-term changes in response to COVID-19, such as remote work, modified reference procedures, and enhanced virtual programming.

As governments, generally, look for ways to customize services in order to improve the user experience and promote equity, so too are government archives working to expand online access, re-evaluate collection description to mitigate bias, and become more aware of the cultural differences of users and of staff.

Introduction

Historical Summary

Dating back to Ernst Posner’s 1964 report, American State Archives, there is a long history of data collection on the structure and activities of state and territorial archives. Building on work of the National Association of Government Archives and Records Administrators (NAGARA) in the 1980’s, data was collected and analyzed in the early 1990s by NAGARA and the Council of State Archivists’ (CoSA) predecessor organization, the Council of State Historical Records Coordinators. CoSA produced surveys in 2004 and 2006, and has administered biennial surveys of state and territorial archives and records management programs in even-numbered years since 2008.

Survey Source

The statistics and data presented in this report are taken from the FY2022 CoSA survey of state archives and records management programs (ARM) with comparative data pulled from previous ARM surveys. Seven discrete, component surveys covering various aspects of agency operations were administered using the Sogolytics online survey tool. These component surveys were distributed to state and territorial archives that support joint archives and records management (JARM) programs and those that support archives only (AO) programs. A specialized survey was administered to programs that only support records management (RMO) activities, separate from their state or territories archival programs.

Response Rate


The FY2022 survey consisted of seven discrete component surveys, each focusing on specific aspects of an archives’ or records managements’ operations. While 84% of state archives and the District of Columbia completed at least one survey in the package, the response rate for the full FY2022 survey package was the lowest seen since FY2016: Fifty-two percent of JARM/AO/RMO responded to all of their designated surveys. Within the individual survey instruments, levels of completeness varied between participants with some respondents skipping sections of questions. The analysis of an individual question in the report may indicate a lower number of total responses than that given for the number of responses to the survey as a whole. Overall, 42 of 50 states (84%) submitted at least one survey and surveys were received from the



District of Columbia. No surveys were received from any territorial archives or records management programs.

This lower response rate makes direct comparisons between this and previous surveys more difficult. Whenever possible comparative statistics are converted to percentages of the total response rather than raw response numbers. Many potential respondents indicated anecdotally that they did not have the time, staff, and resources necessary to complete the survey. There has also been significant leadership transition in the last 24–36 months, which may have impacted an archive’s participation.

FIGURE 01. Comparison of Number of Responses Since FY2012 Survey





A small change was made in the breakdown of the survey instrument between FY2020 and FY2022 with questions about archival and records management holdings and arrangement and description moved from the end of Survey 2, Part 2 into a new Survey 3. All subsequent surveys were moved one number with the content of Survey 3 from FY2020 moved to Survey 4 and so forth for a total of six individual archives surveys instead of five.

Survey 1: Institutional Data, Financial Data, and Staffing Information

Survey 2, Part 1: Authority, Responsibility, and Resources for Executive and Legislative Branch Records

Survey 2, Part 2: Authority, Responsibility, and Resources for Judicial and Local Government Records

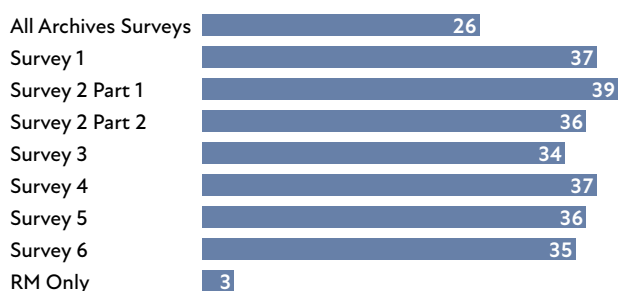
Survey 3: Archival Holdings, Records Management Holdings, and Arrangement and Description

Survey 4: Reference Use in Archival and Records Management Programs, Communications and Social Media, and Archival Issues

Survey 5: Emergency Preparedness, Response, and Recovery, and Archival Issues

Survey 6: State Historical Records Advisory Boards (SHRABs)

FIGURE 02. FY2022 Survey Responses by Survey Instrument



How to Use This Report

In addition to documenting activities of the nation's state and territorial archives, this report is intended to be a starting point for informing decision making and spurring conversation that advances excellence in the government archives sector. While not exhaustive, the data provide supporting evidence for agencies, archives professionals, and the associations supporting them to be more informed and effective advocates for the role of archives in documenting government, developing agency budgets, determining organizational infrastructure, salary and compensation equity, strategic planning, records access, and community connectedness.

SECTION 1

Resources and Administration

Configuration and Placement

Among the programs responding to the FY2022 survey, there was one change in reported configuration. West Virginia was previously listed as having separate archives and records management programs but is now reporting having a joint program (JARM). Minnesota continues not to have a statewide records management program. Assuming there are no additional changes among the programs that did not participate in this survey, joint archives and records management programs now exist in 43 of the 56 states and territories.

FIGURE 03. FY2022 List of States with Joint Archives and Records Management (JARM) Programs and List of States with Separate Archives Only (AO) and Records Management Only (RMO) programs

Joint Archives and Records Management Programs (JARM)		
Alabama	Kentucky	South Carolina
Alaska	Louisiana	Texas
Arizona	Maine	Utah
California	Massachusetts	Vermont
Colorado	Mississippi	Virginia
Connecticut	Missouri	Washington
Delaware	Nevada	West Virginia
Florida	New Hampshire	Wyoming
Georgia	New Mexico	District of Columbia
Hawaii	New York	American Samoa
Idaho	North Carolina	Northern Marianas Islands
Illinois	Oklahoma	Puerto Rico
Indiana	Oregon	U.S. Virgin Islands
Iowa	Pennsylvania	
Kansas	Rhode Island	

Separate Archives (AO) and Records Management Programs (RMO)		
Arkansas	Nebraska	Tennessee
Maryland	New Jersey	Wisconsin
Michigan	North Dakota	Guam
Minnesota	Ohio	
Montana	South Dakota	



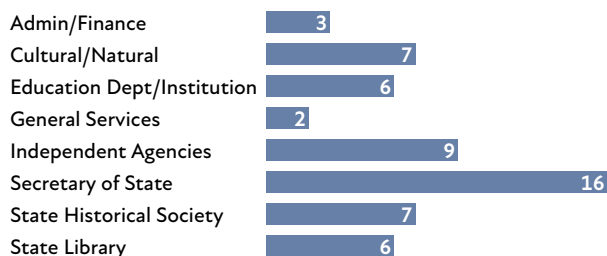
While West Virginia was the only reporting program that changed configuration, several programs reported different governing agencies from what was listed in the FY2020 survey:

- Arizona shifted from Secretary of State to State Library
- Nevada shifted from General Services to Administration/Finance
- Pennsylvania and West Virginia shifted from Cultural/Natural Resources/Affairs to Independent Agencies
- Wisconsin returned to State Historical Society from Independent Agency
- South Dakota shifted from State Historical Society to Education Department/Institution

Non-reporting programs were verified as remaining in the same categories that were previously reported.

The Office of the Secretary of State continues to be the most prevalent governing authority for state archives and JARM programs. Independent Agencies hold the second place with Cultural/Natural Resources/Affairs and State Historical Societies tied for third place with seven responses each. State Libraries and Educational Departments/Institutions are closely behind with six reports each. Remaining responses are sprinkled across Administration/Finance and General Services.

FIGURE 04. FY2022 Breakdown of Primary Governing Agencies for AO and JARM Programs



Minimal RMO Programs supplied answers for the FY2022 survey and there is less data from previous surveys from which to extrapolate information. It is noteworthy that the Michigan RMO program is situated within the Department of Information Technology, Management and Budget, particularly given that this program provides records management services for non-permanent electronic records.

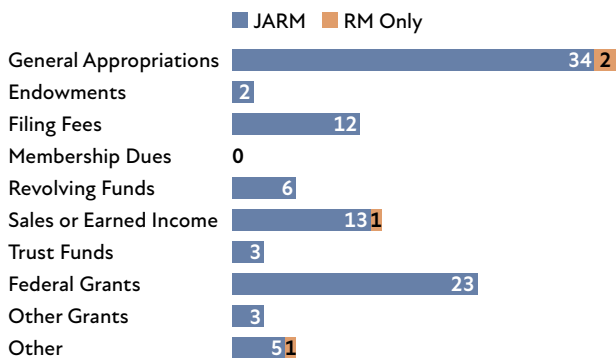
Budgets

Among reporting AO and JARM programs, 92% indicated that they receive funding through general appropriations. The 8% who do not receive general appropriation funds are supported primarily through agency-specific sources such as agency assessments or a Secretary of State Special Fund supported by corporate filings. An additional 32% of respondents also receive some funding through filing fees.

The second most prevalent funding source overall was federal and other grants with 65% of survey participants selecting this option. Based on anecdotal evidence, the American Rescue Plan Act (ARPA) should have been a frequently cited funding source, but respondents were much more likely to list grants and federal assistance from the National Historical Publications and Records Commission (NHPRC) at NARA or the Institute of Museum and Library Services (IMLS).

Among RMO respondents, 66% received funding primarily from general appropriations with some supplemental income from sales or earned income. The remaining 33% are funded through internal billing of other state agencies for services rendered.

FIGURE 05. Funding Sources JARM/AO and RMO



The scope of what is covered by an institution's budget is a perpetual point of contention for the biennial ARM Survey. For many years the survey parsed out the various programs and services covered by the budget costs. For the FY2020 survey, a single, all-inclusive budget number was requested that included staffing costs. For the FY2022 survey, the survey committee returned to a more nuanced question where respondents were asked to select covered direct-cost programs from a predetermined list as well as whether the provided budget number also included various indirect costs and functions. The historical variance in this question makes it difficult to provide a longitudinal comparison.

Among the AO/JARM respondents, 81% include records management services for state agencies in their overall budget figure while 73% include records management for local government and 70% support Records Centers. Not surprisingly, 100% of AO/JARM respondents support archival arrangement and description and reference services in their annual budget. Archival education and outreach programs are included in 89% of budgets and services and programming for local government is included in 68%. Respondents reported that 70% of budgets include conservation and preservation services while only 51% are still supporting micrographics. This percentage stands in contrast to the 89% that are budgeting for digital imaging and 86% that are supporting electronic records management and digital preservation.

Regarding support for indirect costs and additional functions, 95% of respondent budgets include salaries and fringe benefit costs for archives and records management staff with 41% also supporting additional administrative costs for accounting, payroll, and personnel department services outside the direct program. Additional overhead costs for rent, utilities, and facility maintenance are built into the budgets of 49% of responding AO/JARM programs. Information technology costs are part of 62% of the AO/JARM budgets.

As noted above, federal grants support a significant number of AO/JARM programs. Much of that funding is from the National Historical Publications and Records Commission (NHPRC) at NARA for the work of the State Historical Records Advisory Boards (SHRABs). Roughly half of the reported grants fall in this category. An additional 14% of respondents received other NHPRC funds and the same amount received funding from IMLS. Only three respondents specifically listed ARPA grants:

- Nevada received funding to process and digitize Inmate Files
- New York received funding for digitization and conservation of records
- Tennessee received funds to provide non-matching grants to archival institutions for processing, housing, and providing access to historical records

Just under 30% of responding AO/JARM programs receive an appropriation based on fees collected for records-related services. Fees appear to have remained stable since the FY2020 survey, generally ranging from \$1.00 to \$5.00 per recorded instrument.

The number of programs reporting capital expenses continued to decline: twelve programs reported capital expenses in FY2018, six in FY2020, and just four in FY2022. Indiana and Pennsylvania both reported building new facilities that will have an overall project cost over \$5,000,000. New Hampshire and Washington State are undertaking projects that will focus on the upgrading and renovation of current facilities.

Regarding the funding of electronic records management and digital preservation, nearly 70% of AO/JARM respondents indicated that these functions are now integrated into their overall core budget and are not called out in specific appropriations. No reporting RMO programs received specific electronic records management appropriations either.

Jurisdictional Authority, Resources, and Activity

One of the most complicated parts of the biennial ARM Survey, both from the standpoint of the survey participants and from an analysis standpoint, is the series of questions regarding jurisdictional authority, resources, and activity. The questions are broken into four sub-sections related to a program's capacity to support executive, legislative, judicial, and local government records. In an attempt to simplify this portion of the survey, participants were initially asked if there were any changes in these areas since the last survey. If not, participants could skip the questions and responses from the FY2020 survey would be carried forward for analysis. If changes did occur, survey respondents could update their answers.

Despite the option to resubmit the previous survey's answers and indicate no change in authority, resources, or activity, the response rate for this portion of the survey also dropped. There were 39 respondents to the questions regarding executive and legislative records with only 13% indicating any changes since the FY2020 survey. For the questions regarding judicial and local government records, the response was only 36 surveys with almost 17% indicating a change.

While specific comparisons are difficult with the limited data available, the strongest levels of engagement continue around executive records and with paper records as opposed to electronic records or those in audio-visual formats.

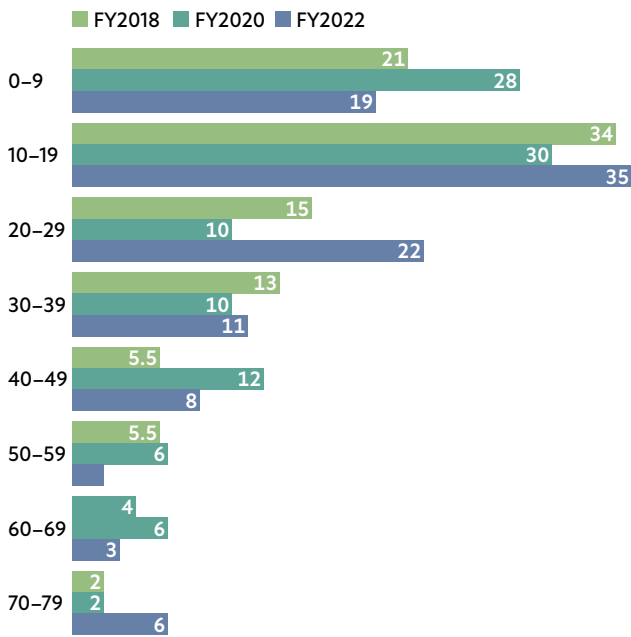
Staffing

The significant decrease in the number of respondents from the previous ARM Survey makes a direct comparison of the raw staffing numbers an unreliable indicator. Looking at the percentages of respondents provides a more comparable set of data. The following comparisons are made based on the number of responses for each of the questions converted to the percentage of total responses for the individual surveys.

Respondents were asked to report their total number of full-time employees (FTE). These numbers were then grouped into ranges. The most dramatic change occurred in the 20–29 FTE category with an increase of 12 percentage points. The largest decrease occurred in the 0–9 FTE range with a decrease of 9% points. All other categories reflected a change of 5% points or less. Note that the increase in the 70–79 FTE range from 2% to 6% represents one additional respondent in the underlying raw numbers.



FIGURE 06. Breakdown of Full-time Employees FY2018–FY2022 by Percentage



The movement between categories seems to be driven by relatively small changes to overall staffing numbers in that 83% of respondents indicated that they did not experience increases or decreases of staffing level equal to or exceeding 10%. A few indicated decreases of 10+%, but only one reported an increase of 10+%. Respondents with significant decreases did not provide much explanation for the cause of the change outside of reference to retirements and difficulty filling positions; however, this does seem to be a slowing of a trend that emerged during the FY2020 survey. The major caveat in drawing too much significance from this change is that the response rate for the FY2022 survey was much lower than the previous survey, and some anecdotal reasons provided for not completing the survey included that staffing levels were too tight to spare people to complete the survey. It is possible that the data is masking the underlying staffing situation, and it will take additional data from subsequent surveys to more accurately reflect the status of archives staffing levels for this period.

Of those who responded to the survey, 80% indicated that they received a pay increase since the FY2020 survey. The types of increases were fairly evenly divided between general salary increases, cost of living increases and increases that were a combination of both plus some mandatory minimum wage increases. The range of increases varied from 1% to 20% although the majority fell between 3% and 5%.

FIGURE 07. Percentages of Major Changes in FTE Staffing Levels +/- 10%

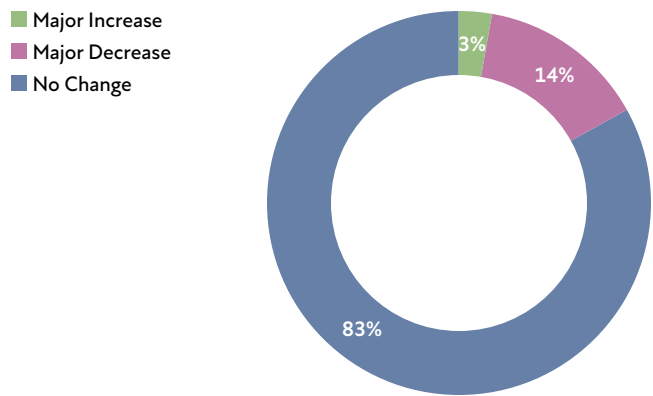
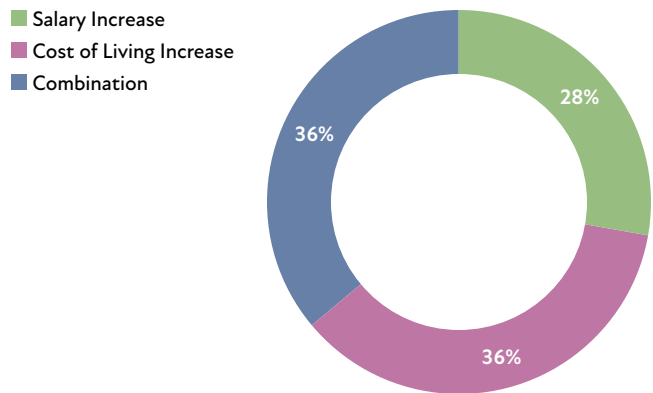


FIGURE 08. Percentage of Pay Increases by Type Since FY2022 Survey



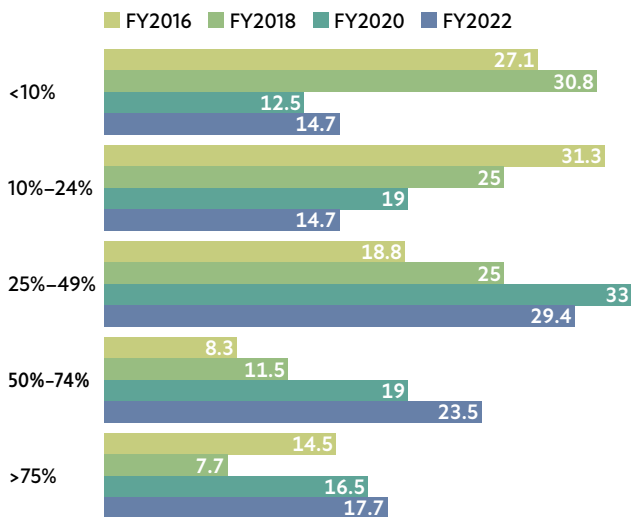
This was the second survey in which respondents were asked if they were utilizing contracted employees. This continues to be an uncommon activity, and the percentage of respondents who indicated that they do have contract employees dropped from 14% to 11%.

While the amount of time that staff spend on electronic records management and digital preservation work has been an area of interest for several surveys, in FY2022 an additional question was asked to create a baseline for how integrated this work is becoming in government archival practice. Survey participants were asked if digital preservation and electronic records management functions have been integrated across multiple job classifications or were focused instead in “digital archivist” positions. Of the responses, 31.5% indicated that they still have specialized positions for digital archivists and another 31.5% stated that they have some integrated and some specialized positions. The remaining 37% indicated that these functions are integrated across multiple job classifications. In a follow-up question, only

one respondent reported adjusting salaries to account for additional job duties and needed skills for the integration of digital preservation functions.

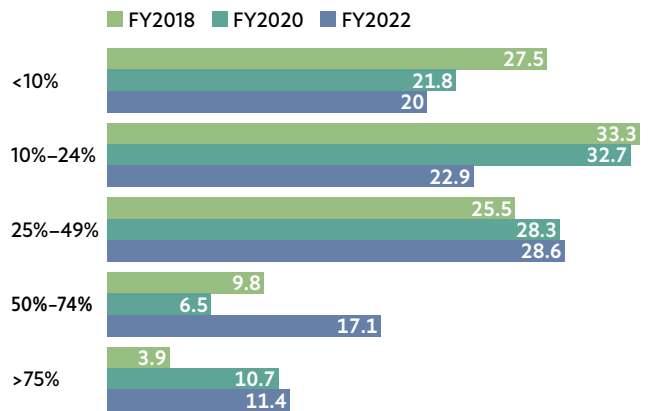
This new question builds on the long-standing question of what percentage of program staff devote some or all of their time to digital preservation and/or electronic records management. Based on the theory that over time the archival profession will see an increase in integration of digital preservation skills, the expectation is that there will be a corresponding increase in the percentage of staff who spend at least some time on these functions. While there was a small increase in the <10% category for the FY2022 survey, the subsequent decreases in the 10%–24% and 25%–49% categories and the increases in the 50%–74% to >75% categories would seem to confirm this hypothesis. Further work could be done in future surveys to parse out what staff classifications are not participating in this work. For example, if some staff are only tasked with reference or outreach functions, the likelihood of participating in digital preservation activities is lower than if they also are tasked with arrangement and description functions.

FIGURE 09. Percentage of Staff Who Devote Some Time to Electronic Records Management/Digital Preservation Since FY2016



The other sub-set of functions that are called out in the survey questions relates to the percentage of staff that devote time to working with local government records. Comparison back to FY 2018 is available. The greatest decrease occurred in the 10%–24% range with a change of –9.8% from the FY2020 survey. On the other end, the 50%–79% range represented an increase of 10.6% from the previous survey.

FIGURE 10. Percentage of Staff Who Devote Some Time to Local Government Records Since FY2018



Finally, the leadership and oversight structures of state and territorial archival programs vary greatly. Some programs are led by Directors, some by Administrators, and some by State Archivists or State Librarians. Although an extensive comparison of the tenure of these positions is hindered by the limited number of survey responses, the trend toward new leadership in these positions continues. Much of this is led by the retirements of long-standing members of the CoSA community. Of the survey responses that were received, 32% indicated new leadership since the beginning of 2020.

In fact, of all 56 state and territorial archivists, nearly one-third have been appointed since 2020. While many of these new state archivists have held positions in state archives, about 30% come from outside the government archives. This accelerated turnover is likely to continue for the next five years. From a gender perspective, states/territory agency leaders are fairly evenly split between male and female (28 male; 27 female), however, the overwhelming lack of diversity among state archivists remains a persistent challenge that not only plagues leadership, but the rank and file.

SECTION 2

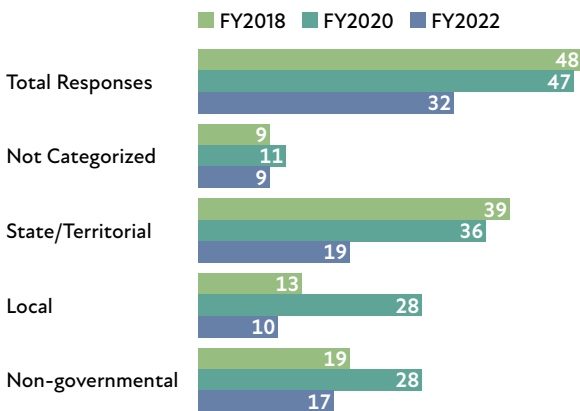
Collections

Archival Collections

Survey respondents were asked to provide information on the volume and provenance of their non-digital and digital record holdings. Regarding volume, those surveyed were asked to indicate their unit of measurement with the most common answer for physical materials being cubic feet followed by linear feet, and in one case simply “containers.” Digital volume was most commonly reported as gigabytes, even when the volume could have been reported as terabytes. This may be due to the question providing “gigabyte” as an example; the next iteration of the survey may be better served by using terabyte as the example given the exponential increase of digital records.

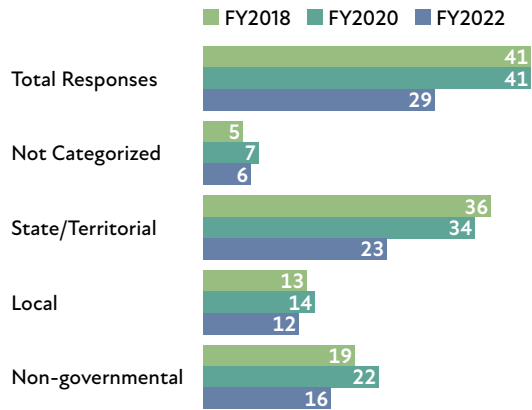
Thirty-two respondents provided the volume of their total non-digital record holdings, down from 47 in the FY2020 survey. Of the FY2022 respondents, only 23, or 72%, provided a breakdown of holdings between state agency, local government, and non-governmental records. Not surprisingly, all respondents who provided details on the sources of their holdings indicated that they receive records from state agencies. Local government records were held by 19 institutions and non-governmental records were held by 17 institutions among those who provided a holding breakdown.

FIGURE 11. Breakdown of Non-Digital Records by Category since 2018



For electronic records, 29 respondents provided data on their holdings. Of these, 6 did not characterize the source of the records. All 23 of the state archives that provided a breakdown indicated holding state agency records. Of these, 12 also indicated holding local government records, and 16 provided details on non-governmental record holdings.

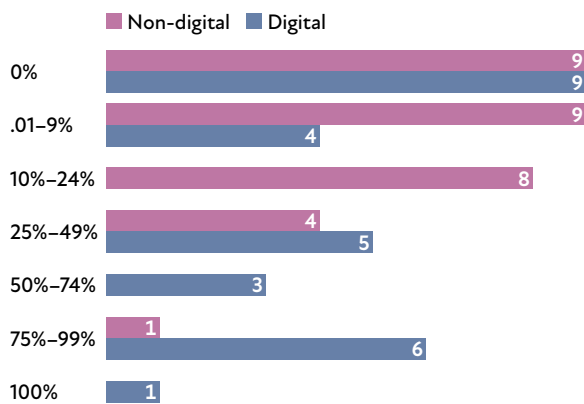
FIGURE 12. Breakdown of Digital Records by Category Since 2018



The FY2022 survey was the second ARM Survey to ask for a count of digital objects in addition to the volume of digital material held by the institutions. The goal of this question is to provide a more nuanced analysis of the holdings. The volume of digital records at an institution may fill many gigabytes of storage, but depending on the format of the records, there could be a relatively small number of objects. Conversely, an institution may have tens of thousands of objects in formats that take up less storage space and thereby report a volume that belies the actual extent of the records. Twenty-nine responses were received for the FY2022 survey (up from 20 in FY2020). Of the 29 responses, however, only 20 provided a specific digital object count, some of which were approximations. An additional seven indicated that a count was unknown or could not be determined. The most interesting response came from North Carolina that provided the number of digital bags that they manage. Each bag holds multiple folders and items and speaks to a more nuanced approach to assessing holdings, but in a different way from what the question initially intended.

The FY2022 survey was the second outing for the question “What percentage of your records are inaccessible to researchers due to insufficient processing.” This question was asked in regard to both non-digital and digital records, and was intended as a revamp of a previous question about unprocessed collections. Due to the variable definitions of “processed” that an institution might use, the question instead looks at the percentage of records that, if requested, could not be provided without additional work. For FY2022, these questions received 31 responses for non-digital records and 28 responses for digital records. All but one respondent indicated that less than half their non-digital records are inaccessible. The responses were far more diverse for digital records.

FIGURE 13. FY2022 Count of the Percentage of Collection Material Inaccessible Due to Insufficient Processing



Beyond just a percentage, survey takers were asked to provide the top factors that hinder access to both physical and digital records. Perennial issues such as lack of staff and budget were listed, but technical issues around digital records were also prominent among the responses. The need for redaction and the protection of personally identifiable information (PII) were also significant factors.



Increased accessibility of records comes through arrangement and description of those records. This includes activities such as rehousing, indexing and the creation of finding aids. Twenty-nine respondents provided totals for the amount of physical records they processed in FY2022, as well as the number of records series to which these records contributed. Six reported processing less than 100 cubic feet of materials, while 15 processed between 100 and 1,000 cubic feet of records. The remaining seven respondents reported arranging and describing over 1,000 cubic feet of collection materials. The same information was asked regarding digital records, including a count of the number of digital objects processed. Fewer responses were received to this question with 10 of those surveyed indicating they processed under 100 gigabytes of data, seven processing over 100 gigabytes, but less than a terabyte, and the remaining four respondents processed over a terabyte.

A new question about reparative description was added to the FY2022 survey. Reparative description is defined in the Society of American Archivists (SAA) Dictionary of Archives Terminology as “remediation of practices or data that exclude, silence, harm, or mischaracterize marginalized people in the data created or used by archivists to identify or characterize archival resources.”¹ Eighteen of 32 respondents to this question indicated institutional commitment in activities to investigate or engage in reparative descriptive practices. These activities include educating staff via training and literature reviews, adding disclaimers to potentially problematic collections, crafting cataloging guidelines, and assessing current descriptions and subject headings.

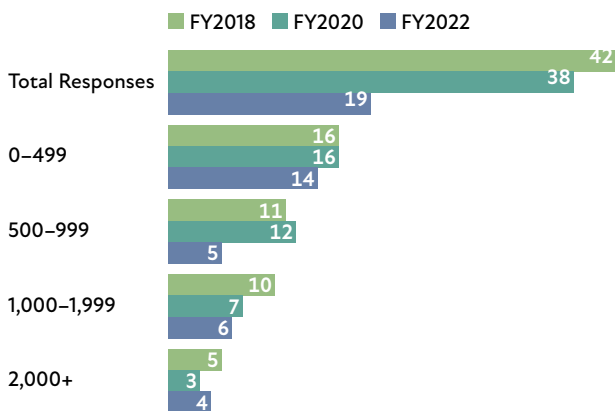
The most likely place that a researcher would encounter descriptive material for records is online, and the survey asked respondents to provide the percentage of their records that have some description available on the web. Of the 29 responses to this question, nine indicated 100%. An additional 13 reported 70% to 99% of their description of archival holdings available online.

Progress on the arrangement and description of records backlogs must contend with the continual accession of new records. Several factors can influence the volume of records a state or territorial archives is expected to accession, most notably whether or not they are experiencing a gubernatorial transition in the reporting year. Additional considerations coming out of the COVID-19 pandemic include the degree to which state employees are returning to their offices and the extent that processes and activities have transitioned to digital only. Responses were converted to cubic feet to aid in comparison, but the drop in response rate makes identifying a correlation

¹ Society of American Archivists. *Dictionary of Archives Terminology*: “Reparative Description.” Accessed March 12, 2023.

difficult. In terms of raw numbers, the FY2022 responses see the greatest decrease in non-digital accessions in the 500–999 cubic feet category.

FIGURE 14. Comparison of Number of Archives Accessioning Non-Electronic Records FY2018 to FY2022, by Volume Groupings



In terms of digital accessions, 14% of respondents indicated that they did not receive any digital records accessions for the most recently completed fiscal year. Another 28.5% received less than 100 gigabytes of digital records with 21.5% receiving more than 100 gigabytes, but less than one terabyte. The remaining 36% received a terabyte or more in newly accessioned digital records.

Record Center Holdings

The FY2022 survey was the second instance where a separate survey instrument targeted at RMO programs was provided to states and territories that have independent archives and records management programs. While there was a strong response for FY2020, the current survey instance saw a steep decline in participation and received only three completed responses. The data from the Michigan, South Dakota, and Tennessee RMO programs are included with the JARM program responses.

Twenty-six respondents indicated having an active records center. Of these, 15 states utilize a chargeback or fee structure to support their functions. The most common fee structure is a per box storage charge although one respondent also charged for specific activities such as accessioning, withdrawal, and destruction—a model in line with the fee structure of a third-party vendor.

FIGURE 15. Respondents to Records Center Survey that Assess Chargeback Fees



Records Centers support a wide variety and number of agencies across the country. The average number of agencies and departments supported by a Records Center is 110, but some service well over 400 governmental units.

Similar to their archival counterparts, Records Centers primarily house the records of state and territorial governments, but in some cases also manage the non-permanent records of local governments. As was the case on the FY2020 survey, only one respondent indicated that they hold non-governmental records as well. These holdings are almost exclusively physical records; only two states indicated that they also take in non-permanent digital records. This was a decrease of one institution from the previous survey.

Finally, the FY2020 survey introduced questions to establish a baseline for the number of retrievals and destructions conducted by Records Centers. Only 18 states provided data on the number of retrievals that were conducted. The average was 6,761 box retrievals per facility, down from 8,275 on the previous survey. Individually, reported retrievals ranged from 10 to 33,336. The number of box destructions ranged from 500 to 25,000 with an average of 9,756. This was up slightly from the FY2020 average of 9,520. Additional records management services are detailed in the Reference section below.



SECTION 3

Access and Engagement

Reference Interactions and Trainings

Unquestionably, the landscape of archival reference and community engagement has been impacted by the COVID-19 pandemic. The FY2020 survey was administered during the first year of the pandemic as many sites were closed to the public and reference moved exclusively to remote interactions. Even as vaccines became available, archival institutions continued to experience closures and reductions in public accessibility to their facilities.

Across all respondents – JARM, AO, and RMO – 36% experienced additional closures after the initial shutdowns in March 2020. In some cases these were partial facility closures with reduced hours and limits on building access, while in other cases after reopening the sites experienced subsequent shutdowns for weeks or months due to COVID-19 variant surges in their regions.

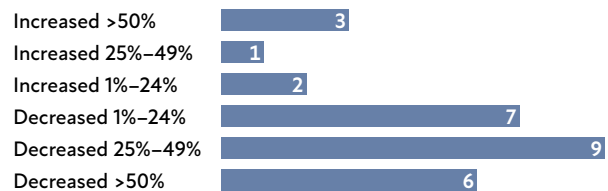
The pandemic led to changes in how reference activities are carried out. At the time of the FY2022 survey, some institutions continue to be closed to walk-in researchers and are accessible only by appointment. Others are open but are still recommending appointments or transforming the appointment process into a pre-visit research consultation. This allows for a quicker, more productive onsite visit for the researcher, since records can be pulled in advance. Appointments also help regulate the number of people in the facility at a given time.

Increased programmatic as well as on-demand digitization also factor into the reference landscape. Researchers have long felt everything should be digitized, and the pandemic exacerbated this perception. While full digitization is impractical, targeted digitization of high-demand records can support more “self-service” access and cut down on repetitive requests.

Finally, the pandemic allowed staff time to test and implement new tools for providing reference services. Chat features as well as virtual consultations via Zoom or Microsoft Teams emerged as innovative and lasting means of continuing to provide service to the public.

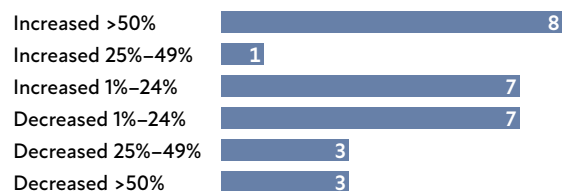
Comparative statistics for in-person reference interactions between FY2020 and FY2022 are shaped by several factors. First of all, most institutions started their FY2020 fiscal year in July 2019 and had completed almost three-quarters of the year before they were impacted by COVID-19 closures. Additionally, the available data for comparison is limited in that there are only 28 institutions that provided numbers for both surveys. Of these, 22 reported decreases in their in-person reference interactions, with nine being between 25% and 49% and another six being over 50% decreases from FY2020 to FY2022.

FIGURE 16. Count of institutions that responded to FY2020 and FY2022 surveys by percentage change in in-person reference interactions



For remote reference interactions, including postal mail, telephone call, email, and online chat interactions, there were 29 respondents who provided statistics for the FY2020 and FY2022 survey. In this category, the split was more even, with 16 institutions indicating increases in remote requests and 13 reporting decreases.

FIGURE 17. Count of Institutions that Responded to FY2020 and FY2022 Surveys by Percentage Change in Remote Reference Interactions



The mixed result for remote interactions speaks to the strong probability that some archival research will always need to be done in person. At the institutional level, this also leads to a more nuanced investigation to identify what collections require onsite reference and to conduct cost/benefit analyses of digitizing highly requested collections, particularly if they are records that would require intensive review or redaction.

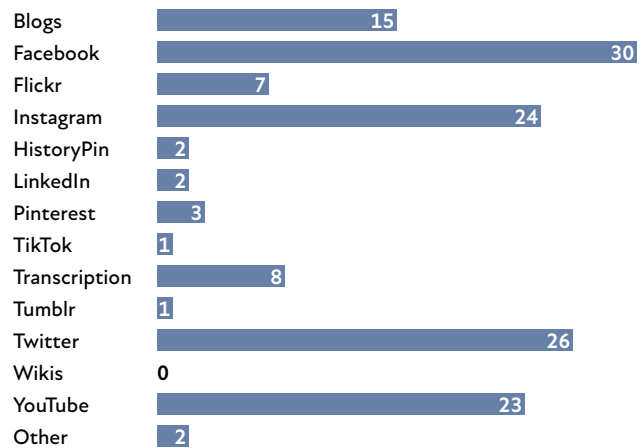
For the JARM and RMO program respondents, “reference services” also involve answering questions of records creators rather than the general public and providing trainings to municipal and state departments and agencies. This is an under-reported aspect of government archives and records management work with many respondents indicating they do not track these numbers. This under-reporting continues the response trend that was seen in the FY2020 survey. Additionally, the overall low response rate to the survey as a whole, and the RMO Survey in particular, means that there is not sufficient data to draw any comparisons at this time.

Online Engagement

Overall, online engagement continues to be an elusive statistic to capture. Many archives are not directly engaged in the hosting and technical management of their web platforms, and it can be difficult to obtain useful web traffic numbers—such as total unique visitors versus total number of hits—from centralized IT services or third-party vendors. This difficulty in assessing the impact of programs and services for website visitors can be summed up with the response “We don’t” that was given by several survey respondents.

In contrast, social media does afford institutions increased direct, responsive interaction with their patrons compared to traditional websites that may be more formally managed. Facebook and Twitter continue to be the most frequently cited social media platforms in use, but Instagram and YouTube are close behind for FY2022 respondents. The number of blog users decreased with only 42% of respondents indicating they currently have a blog. The raw number of institutions using transcription or indexing sites increased from seven to eight since FY2020, but this still only accounts for 22% of respondents. Sites like Flickr and Pinterest also declined, and no program indicated having a wiki at this time. One survey respondent did indicate that their institution is on TikTok; however, this is still less than the engagement with LinkedIn and Historypin, which were written in by two respondents. A single respondent indicated continued use of Tumblr.

FIGURE 18. FY2022 Social media platforms utilized by Archives and Records Management Programs



Whether promoting their collections, an event, or a broader, national celebration or initiative, promotion continues to be a primary reason why archives utilize social media. These platforms also provide a quicker, more direct way of informing patrons of changes to hours or facility closures, sharing recordings of events or photographs, and advertising employment opportunities. In some reported instances, the platforms are being used for more formal exhibits. Tied to the use of social media for transcription or indexing, these platforms are used for crowd-sourcing textual descriptions and metadata. Interestingly, relatively little reference interaction is conducted via social media, perhaps being better suited to online reference forms and email that afford greater nuance and privacy.

FIGURE 19. Comparison of Uses of Social Media Platforms since FY2018

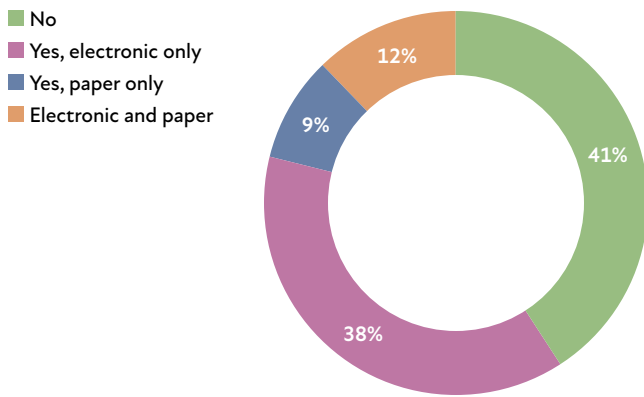


Survey participants were also asked to discuss their most effective strategy for successful engagement. The most common response was to make sure that content is frequently refreshed and updated. Sometimes this involves partnering with other institutions or divisions so that the burden of posting every few days does not fall on a single unit. Respondents encourage social media posters to always include a picture to draw in and intrigue the viewer.

Newsletters

Just under 60% of respondents to the FY2022 survey indicated that they have a newsletter in some format, most commonly electronic only, but 12% are creating paper and electronic versions with an additional 9% producing only a paper version.


FIGURE 20. Percentage of Respondents with Newsletters



Communications Officers and Social Media Communications

Management of communications and social media can be a time-consuming activity that easily fills a 40-hour a week position. When responding institutions have a person dedicated to these activities, they are most likely to be situated within a parent agency rather than being specially assigned to the archives program. Of respondents to this question in the FY2022 survey, only 15% indicated that they have a full-time communications officer or social media manager within their program, and 6% had a part-time position. Most common is a distribution of duties across multiple positions that were bundled under the “No” and “Other” answers on the survey.

FIGURE 21. Total Communication Officers and Social Media Coordinators



SECTION 4

Special Projects

Digital Preservation

Parallel to the National Archives and Records Administration transition to accepting electronic records only², the state and territorial government archives community faces the same looming possibility. The immediate, direct impact of this change on most state programs seems minimal. A few respondents provided examples of impacts, which include work done with National Guard records and the submission of forms to the National Park Service by State Historical Preservation Officers. However, the program that will be most dramatically impacted by this change is the District of Columbia who uses a Federal Records Center for the storage of their paper records.

There continues to be minimal action at the state and territorial level to follow suit with electronic-only record keeping. While archives staff are staying on top of the issues and continuing to discuss it, only a handful of state executives and legislatures have discussed the possibility, and only one state legislature has proposed legislation on the topic.

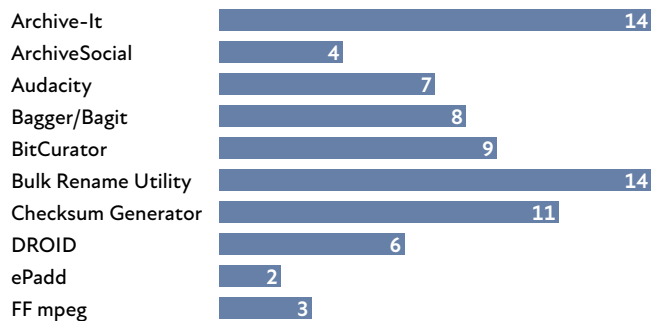
While paper records are not going away soon, electronic records are making their way into state and territorial archives. When it comes to the management and preservation of electronic records, Preservica continues to be the dominant vendor in the state archives marketplace. Whether it is standard, private, or government cloud or an on-premise system, over 70% of respondents with a digital preservation repository have some flavor of Preservica. The remaining systems are spread out across Islandora, Libnova, Rosetta, Quartex, a University of Oklahoma Supercomputing Center grant funded system, and two home-grown systems.

Shared network storage is the most frequently cited storage location for digital objects outside the preservation repository system. This is followed closely by external hard drives and tape drives. Electronic records management systems follow as a distant third option for additional storage.

² For additional context regarding the Federal mandates around electronic records, see <https://www.archives.gov/records-mgmt/policy/fermi>

A wide range of other tools support the management and preservation of digital objects and electronic records. The most frequently cited for the FY2022 ARM survey were Archive-It and Bulk Rename Utility, which were each listed 14 times. Checksum generators were also frequently listed, and nine respondents indicated that they participate in the BitCurator community.

FIGURE 22. Supplemental Digital Preservation Tools



State Historical Records Advisory Boards (SHRABs)

For the second survey cycle, information about State Historical Records Advisory Boards (SHRABs) was collected via a separate survey instrument. As with the other components of the ARM Survey, this section had a significant drop in response rate, down 33% from the FY2020 survey. We know from the 2022 Calls to the States that SHRAB activity was affected by COVID-19 and many SHRABs became inactive.³ As a result, comparisons will need to be made based on percentages of response, rather than the raw numbers reported.

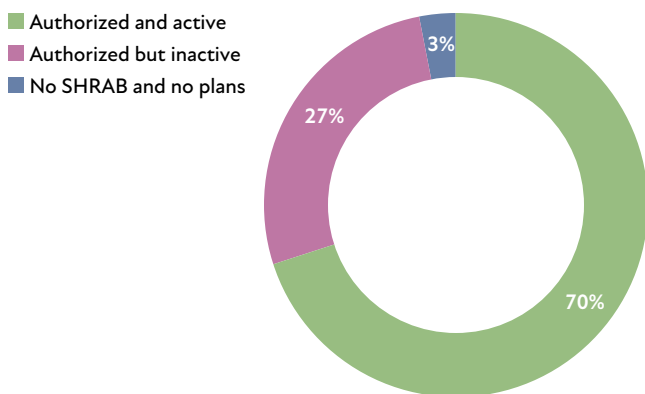
While the functions, activities, and compositions of SHRABs vary from state to state, they are authorized under Federal regulations governing the National Historical Publications and Records Commission (NHPRC). As illustrated in this survey, SHRABs work closely with state and territorial archives to bring together and support the archival communities in their regions. Whether through the promotion of national events—such as Archives Month—or local trainings, conferences, and workshops, SHRABs have the potential to offer a broad

³ Calls to the States, 2022.

array of support and services to records repositories and community records holders.

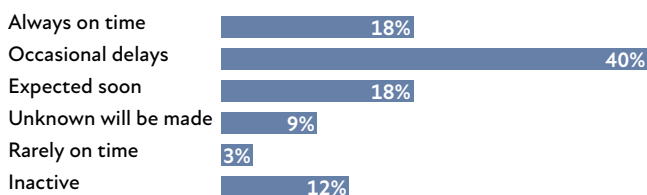
Despite the essential work that they do, the status of individual SHRABs is often precarious. From FY2018 to FY2020 the percentage of respondents indicating that their SHRABs were fully authorized and active fell from 63% to 55%. This number rebounded to 70% in FY2022, but given the significant overall decrease in the number of responses, it seems logical that those archives without authorized and/or active SHRABs simply did not complete the survey.

FIGURE 23. Authorization Status of SHRABs for FY2022



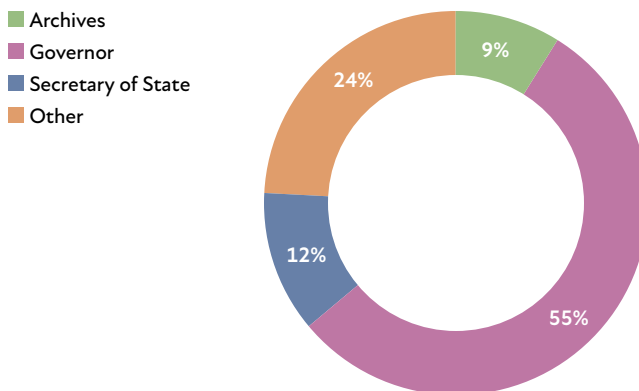
While the survey respondents indicated that their SHRABs were authorized, there was greater variation in the status of appointments. Six respondents, or 18%, stated that their appointments are current and they are always made on time, but 40% of respondents are current but occasionally experience delays in filling vacancies. In other cases, the appointments are not current, but they are expected soon (18%). Conversely, in 9% of responses the appointments are not current and they do not know when they will be made. Relatedly, 3% are rarely made on time, and 12% are inactive and not being made.

FIGURE 24. Status of Appointments for FY2022



The authority for appointing members to SHRABs is within the purview of the Governor in over half of the responding states. An additional 12% are appointed by the Secretary of State, and 9% come directly from the Archives. The remaining 24% include a variety of authorities such as Commissioners of Education, State Librarians, and joint authority of Governors, Secretaries of State, and various Boards.

FIGURE 25. Primary Authority Who Appoints SHRAB Members

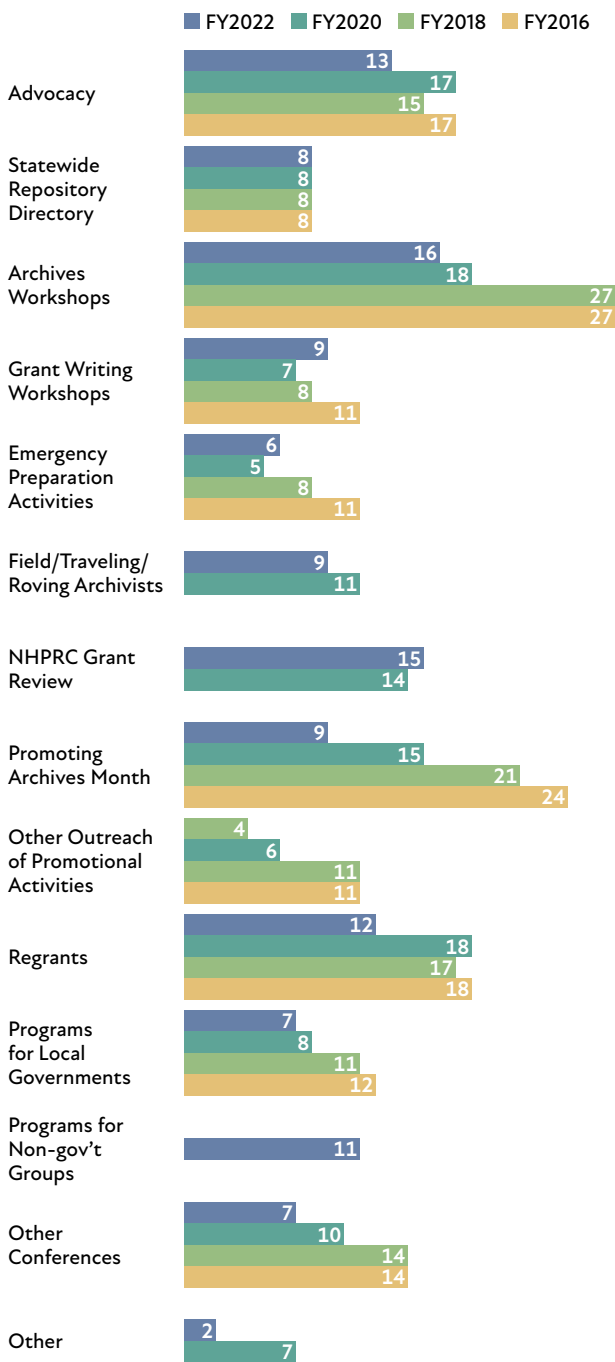


Governors may be the most likely authority appointing members to SHRABs, but SHRAB Coordinators tend to hold the title of State Archivist. In a handful of cases the State Archives may serve as the Deputy Coordinator since the Coordinator position is held by an elected official by statute.

While SHRABs are often thought of in relation to the NHPRC, the FY2022 survey included a question to more fully illustrate where SHRAB funding comes from. The most prevalent funding source other than the NHPRC is staff matching funds and time. Other respondents supplement their SHRABs through state funding. In two cases, 100% of SHRAB support is through state funding.

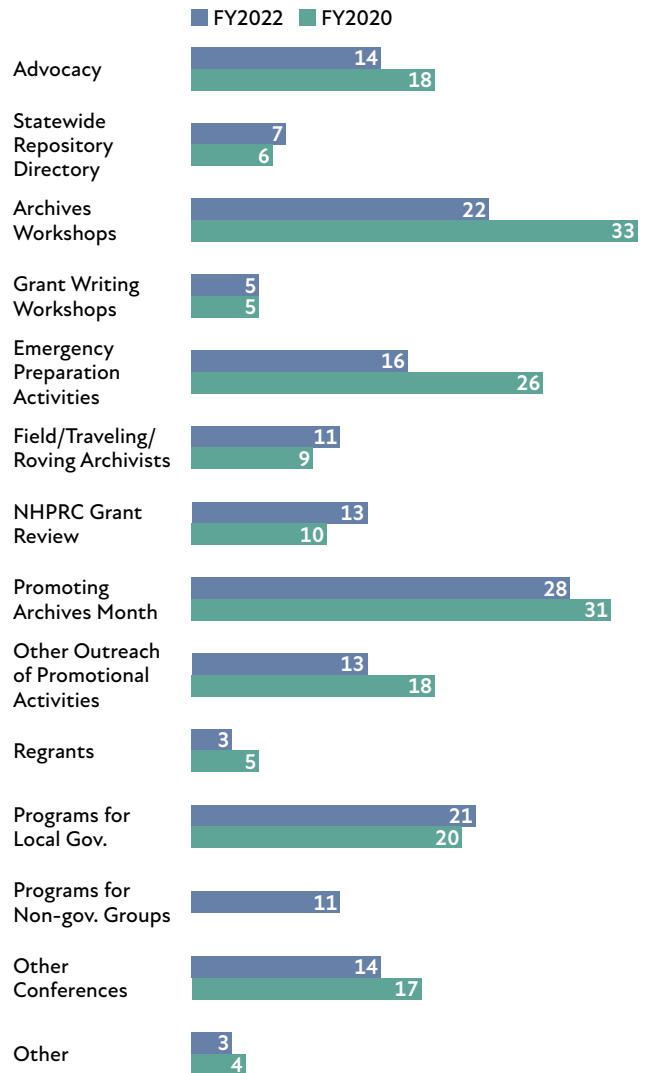
This funding supports a wide range of activities. Supporting archival learning through workshops continues to be a top function of SHRABs, as well as direct support through field services/“traveling archivist” programs. Many SHRABs continue to review NHPRC grants and provide grant-writing workshops. SHRABs also play a strong advocacy role, particularly through support of Archives Month programming. Over a third of respondents also support one or more regrant programs to provide funding for projects to other cultural heritage organizations. One new category was added for FY2022—Programs for Non-Governmental Groups—and this category also had a strong response rate.

FIGURE 26. Comparison of Activities SHRABs Support Since FY2016



Starting in FY2020, there was a request from the ARM Survey Committee that oversaw the survey to also reflect these same activities as supported by state and territorial archives programs. For this group, promotion of Archives Month takes the top spot, but it is followed by support of archival workshops. There is also a much stronger level of support of local government programs and for emergency preparedness programming.

FIGURE 27. Activities Supported by AO and JARM Programs Since FY2020





With this overlap of activities between the two, respondents were asked to rate how they perceive the impact of their SHRAB on their state archives. Half of respondents rated the impact as positive (34%) or very positive (16%). The other half rated the impact as neutral (38%) or not applicable (12%). SHRAB impact on the overall archival community within a state fared slightly better with 44% of respondents ranking it as positive and 15.5% ranking it as very positive. The remaining responses were also split between neutral (25%) and not applicable (15.5%). While no responses to either question received negative or very negative answers, this still illuminates a large proportion of work and activity that is not perceived as being helpful to the goals and activities of either the state archives program or the greater archival community.

Potential answers for how to improve these impact ratings come from the next question the survey asked: “What additional projects or activities would your SHRAB like to engage in, especially if you had additional funding?” Multiple survey participants would like to start or expand field services/traveling archivist programs to provide more hands-on support to small institutions. They would also like to expand regrant programs to provide financial support as well. Others would like to see more statewide surveying and assessments of records, potentially with corresponding statewide directories of repositories. Beyond the field services/traveling archivist program, paid internship programs were also mentioned. Another avenue for direct support of small institutions would be the establishment of a trusted digital repository that smaller institutions could participate in. There was also a call for the development of educational tools such as lesson plans and for outreach and support of underserved communities such as tribal archives.

To accomplish this level of work, collaboration and a wide range of skills are necessary. A handful of respondents indicated that they collaborate with other SHRABs in regional partnerships. A question from the FY2020 survey regarding additional collaborations was reworded for the FY2022 survey to focus on collaborations by state and territorial archives rather than by the SHRABs. For this new question, 48% of respondents indicated that they work with local, non-municipal archives. Other state archives come in second at 13%, followed closely by local, municipal archives at 12%. Also represented were tribal archives at 15%, NARA at 12%, and NARA Presidential Libraries at 3% of respondents.

This reworked question was followed by another new question regarding federal funding sources other than the NHPRC for state and territorial archives programs. This question received limited response and on future surveys may be better served by being included in the fiscal section of the survey or by being reworded to focus on support of SHRAB activities since it specifically asked about non-NHPRC funding.

Returning to SHRABs, it is not surprising to find that board memberships are composed largely of archivists, but members are also drawn from related fields. Librarians and historians are frequent participants in SHRAB activities, as are museum professionals, educators, and genealogists. Those with specialized skills, such as folklorists, oral historians, archaeologists, and conservators, also round out board memberships. In some cases, elected officials and representatives of the court system are also included on SHRABs. Many groups are working to increase the representation of tribal archivists on their boards.

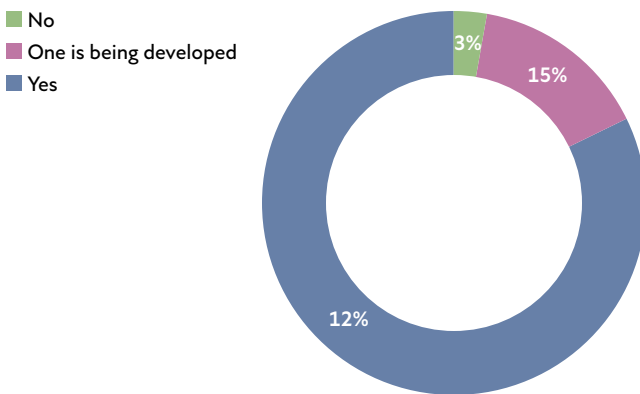
With so many affiliated groups and professions to draw from, it can be a challenge to maintain a SHRAB that represents the diverse demographics of the state or territory. There are also numerous additional measures of representation to consider beyond professional skills such as gender identification, race, sexual orientation, and geographic distribution of membership. This is an area that SHRABs continue to be mindful of in their appointments so that the widest possible range of perspectives and lived experiences can help support the prioritization of projects and activities.

Emergency Preparedness, Response and Recovery

Recovery continues to be in the forefront of respondents' minds as programs navigate a post-pandemic environment. While a few COVID-19 specific queries were added to the survey, the bulk of the questions were largely similar to previous versions.

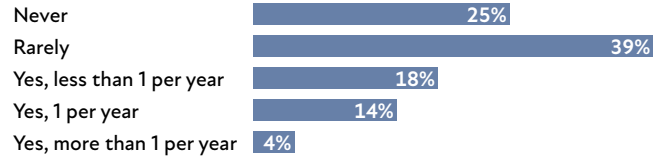
The most basic component of emergency preparedness involves having a plan. The overwhelming majority of survey respondents did indicate that they have an emergency preparedness plan in place, with all but one of the remaining respondents indicating that one is in development. The next question explored the currency of the plan, where responses continued to be positive with 64% replying that the plan was up to date and 36% indicating that it was not.

FIGURE 28. FY2022 Comparison of Status of Emergency Preparedness Planning, by Percentage, for AO and JARM Programs



Testing of a plan is also a key feature of preparedness. When asked whether staff participate in emergency response drills, excluding tornado and fire drills, the frequency of responses was low. Historically, the percentage of programs that participate in drills on a regular basis has been low. Undoubtedly that activity has been impacted by COVID-19 closures and staff working from home.

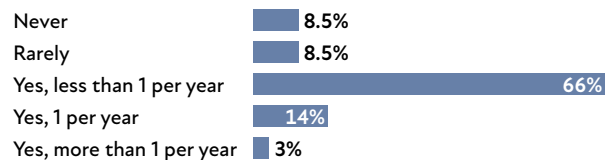
FIGURE 29. FY2022 Frequency AO and JARM Programs Practice their Emergency Preparedness Plans, by Percentage



When asked if COVID-19 had led to any changes to the program's emergency preparedness plan, 40% stated that changes were made while 60% said no changes were made.

Beyond just preparedness, survey respondents were asked to indicate the level of inclusion of archives and records management programs in broader Continuity of Operations Plans (COOPs). The majority of respondents (66%) stated that they are part of an agency's or institutional plan with another 14% indicating that they are part of that level of COOP planning, as well as part of the state or territorial plan. Only one respondent, or 3%, stated that they are only part of a state or territorial level plan and the remaining 6% of responses were evenly split between programs that were not part of only COOP and those that were unsure of their inclusion or inclusion was at a higher agency level.

FIGURE 30. FY2022 Inclusion of Archives and Records Management Programs in COOP



COOPs cover a wide range of threats and hazards. Not surprisingly, the most cited was natural disasters with 93% of respondents stating this was part of their COOP. The next highest listed threat (82%) was human-made physical attacks such as active shooter incidents, bombings, and arson. Facility failure ranked third at 75%, pandemics were fourth at 64%, and cyber-attacks and ransomware attacks were included in 61% of respondent plans. Rounding out the list were civil unrest and protests, and hazardous waste incidents, both coming in at 57%.

While COOPs provide a formal structure of continuity of operations across government agencies and departments, more specialized cultural heritage groups exist to aid archives, museums, libraries, and affiliated organizations in times of crisis. Various Alliance for Response or COSTEP (Coordinated Statewide Emergency Preparedness) groups have formed over the years to provide more targeted assistance. Of the survey respondents, 34% indicated being participants in a regional cultural heritage emergency preparedness organization.

Priorities and Challenges

As the ARM survey draws to a close, reflection turns to the future. Respondents are asked to rank both their priorities for the next two years and also what they see as their greatest long-term challenges. Survey takers are presented with the same list for both questions and asked to put them in ranked order from 1 to 10, with 1 being the top priority or challenge.

In terms of priorities over the next two years, the budget/funding category was most frequently selected as the top priority with building/expanding/managing electronic records infrastructure coming in a close second. There was a tie for the third most frequently selected #1 choice: archival programming and initiatives and building/expanding/managing facilities. These four categories were also the top categories selected as the #2 priority. The most frequently cited #3 priority selected was staff recruitment and retention, again followed by budget/funding. With budgets and funding coming in at the top of most lists, programs are working closely with their resource allocators and administrative authorities, both in their agencies and hierarchical structures as well as with legislatures to highlight needs.

Looking at long-term challenges, matters related to budgeting and funding are the clear top concern with 35% of respondents giving it a #1 ranking. Building/expanding/managing electronic records came in as the second most frequently selected top challenge. Beyond that, responses were scattered across all categories. Staff recruitment makes an appearance at the #2 slot for 17% of respondents as well.



Respondents were asked to comment on the impact of COVID-19 on their answers to the questions of priorities and challenges. Most felt that the pandemic did not impact their answers. For those who did, the impact was largely to highlight the precarious nature of funding. There is also an even greater expectation from the public that everything will be available online, and this is driving some of the concern around electronic records infrastructure. Additionally, respondents were seeing a drop in the number of applicants for positions. That picture may be changing now: As of May 2023, the Bureau of Labor Statistics reported that government employment increased over the prior 12 months, but that employment in government is below its pre-pandemic February 2020 level by 0.9 percent.⁴ That said, more people are returning to the workforce overall in 2023.

One final, new question was added to the survey targeted at the challenges associated with state and federal relationships, specifically records that have provenance associated with both authorities. Respondents raised concerns about the closing of federal repository facilities that led either to records being transferred to state archives with no funding support or being transferred to different federal facilities at a great geographic distance. Additional concerns were raised about management of National Guard records as well as military service records in general. State archives also struggle with providing guidance and advice to patrons on how best to obtain access to federal records.

⁴ Bureau of Labor Statistics. "The Employment Situation – May 2023." Published June 2, 2023. Accessed June 15, 2023.

SECTION 5

Our Stories

Survey respondents were asked to share one or two stories that illustrate the real impact their work has on the lives of their patrons.

Alabama

Our DD214 service has a very positive impact on the families of deceased veterans. Every day we fill requests for discharge papers that help ensure the veterans will receive military honors at their funerals. Due to the significant amount of destruction that occurred as a result of the 1973 NPRC fire, our copy of the DD 214 Form may be the only one in existence. We are able to provide a very quick turnaround time (usually less than an hour) to get the family member or funeral home the record they need.

Arizona

We were able to help one of our patrons prove their citizenship.

Arkansas

Recently we worked with a gentleman who was researching his grandfather's World War I service. He knew from family stories/photos vague details but wished to know more details about his service, and had so far struck out with the National Archives. Thanks to our World War I discharge records he was able to identify the units his grandfather served with and his duty stations, and plans to take this information back to the National Archives to conduct additional research into their military records.

Recently, one of our staff spent several weeks assisting researchers from the PBS show *Finding Your Roots*, researching an African American businessman from Pine Bluff who served in the Arkansas House of Representatives during the late 1880s/early 1890s. During this time, they were able to locate Bills this gentleman sponsored, as well as records from city directories and newspaper clippings, all related to this individual and his work. We don't know the full details of the episode this research was conducted for, but the researchers were very grateful for the work and the items located.

Colorado

I met with another state government worker who works with the State Controller's office. We met in a department-wide, all-leaders virtual meeting and she expressed interest in the Archives. I sent her my contact information, she reached out shortly after, and we set up an appointment time outside normal business hours to have her, her husband, and her 4 kids come and visit the Archives. I pulled some random interesting things to show, and since it was around Halloween I got some treat bags with Archives goodies (stickers, pens, coloring pages) and gave them to the kids. It was so fun to break away from the routine requests and show another state employee what the Archives actually is and what we do. And the employee expressed her thanks and said both the adults and kids had fun looking at the posters, records, and pictures I had pulled!

Our most requested record is modern divorce records. These are needed by individuals mostly for federal or state benefits, including signing up for social security benefits; getting a driver's license; getting re-married; obtaining US citizenship; or simply doing taxes. We have had several compliments on how quickly our turnaround time is for such documents and how our staff tries to make the process as easy as possible for our customers. We are willing to take requests over the phone in addition to online forms and we are also currently digitizing these records for even faster retrieval and turnaround time.

Florida

A local historical society includes copies of images and documents from our digitized online collections in "themed artifact kits" used for classroom discussions and also with community residents suffering from dementia or Alzheimer's to spur memory, reminiscing and discussion.

On the importance of accommodating researchers of all needs and abilities: "I just wanted to say again that you and the others make it so easy for researchers to do their work at the Archives. I could not believe how easy for me to motivate my scooter and use of oxygen in there. Tell all I said thanks so much."

After a day-long workshop for educators on using archival resources in social studies education, the school district academic services coordinator said, "*I have never seen such a positive response to a workshop in all my ten years at the district office. They absolutely loved it, and the workshop evaluations indicated so. I heard teachers laughing and smiling. I saw teachers excited and inspired. It is hard to*

be a teacher these days, so thank you for making them feel re-energized with meaningful resources and teaching ideas.” One of the teachers commented to us that, “I have been teaching in Leon County for 17 years, and this was the BEST workshop I have ever attended.”

Illinois

The capitol complex is undergoing a complete transformation, from the capitol itself being renovated to the complex being turned into a park like setting, with buildings to be torn down and new buildings added. Our capitol complex collection of blueprints and lay-outs, plus our photo collection from the 1940s to the 1980s have been heavily utilized by the architect of the capitol for this major project.

We are working closely with the State Supreme Court to provide preservation services on Supreme Court records from the 1870s to the 1970s and to scan and digitize pre-Civil War Supreme Court records. Working with partners, in this case the Supreme Court, to preserve and make accessible state records is a success story.

Indiana

Research conducted at the Indiana State Archives was featured in an IndyStar investigation. We regularly receive positive feedback from patrons who are excited to have discovered some previously-unknown information about their family, as well as from patrons who use the Archives to access military discharge records necessary for important uses like funerals and benefits.

Kentucky

A teacher tweeted about visiting the State Capitol Building to do an activity related to the 1964 Civil Rights March on Frankfort. We responded to the tweet with a Preservica/KSDA link to a photo with Dr. Martin Luther King Jr., Jackie Robinson, and Frank L. Stanley, sharing available primary resources! <https://mobile.twitter.com/KYStateArchives/status/1306682114767716353>

Louisiana

I don't really have a specific story, but staff regularly get feedback from patrons (both the public and agency personnel—both internal and external) with positivity and gratitude for the work they have performed.

Maine

In late August many gathered at the State House to commemorate Maine's ratification of the 19th Amendment and celebrate the installation of a physical, permanent reminder of that occasion. We provided the original Governor's proclamation that our current Governor Janet Mills held up and spoke about (the Proclamation on Continuation of the Right of Suffrage), we then posted images of her with the document on our Facebook and Twitter pages.

Maryland

This spring, we helped a patron who had been sent to numerous government agencies to no avail. He hoped to take his oath of citizenship, but agencies were requiring copies of records that were no longer in existence (such as minor arrests and other records that had either been expunged or not permanently retained). Our staff crafted a letter that simply explained how criminal records are expunged, and the difference between records of arrests and records for actual trials. He later returned with his family to thank our staff in person, since this letter finally solved the bureaucratic nightmare he had been stuck in for years. After continually encountering staff at agencies that did not seem to care, he was moved by the caring attitudes of our archivists. He finally took his oath of citizenship this year! We often receive feedback about how our Reference staff go above for our users, and this experience showed the positive effect of archives and a service-minded team on quality of life.

Massachusetts

We located a coastal map that proved to be an essential piece of evidence in an important public hearing conducted by the Mass. Dept. of Environmental Protection.

We have countless stories to choose from regarding how our services and collections have given critical assistance and direction to genealogists and historians.

Minnesota

I don't have a specific example at hand, but our biggest user group is genealogists and every day someone has a success that moves them farther ahead in understanding their family.

Nevada

We had three individuals contacting the archives for certified copies of land patents in their effort to avoid foreclosure.

One man was able to recover unpaid retirement funds which the city had not paid for one month when he first started to work for the city. By the time he retired, the amount accrued was substantial.

New Jersey

Staff from the New Jersey State Archives assisted a researcher in a genealogical conundrum that was later published on NJ.com. The researcher discovered that his DNA did not match any of his mother's relatives; but he did have a close match to someone he did not know. After contact with this match, the two DNA-matched relatives suspected that someone in their family had been switched at birth. It turned out that their suspicions were true. The aunt of one gentleman and the mother of the other were both born March 4, 1918 at the same hospital. This was determined using birth records held at the New Jersey State Archives. The documentary evidence combined with the DNA findings solidified the hypothesis that infants from the two families were indeed switched at birth. Here is the article from NJ.com: <https://www.nj.com/news/2022/02/how-a-dna-test-unearthed-an-unbelievable-century-old-switched-at-birth-story.html>

Archives staff assisted researchers documenting state-, county- and municipal-level accounting in connection to the abandonment of children of slave mothers in the first decade of the 1800s. Two college professors had identified listings in the State Treasurer's daybooks where the treasurer paid counties money for such children. Under New Jersey's 1804 law for the gradual abolition of slavery, a slave owner could abandon children born to slave mothers after one year, releasing custody of them to the local overseer of the poor. The State would then pay the municipality for the care of these children via the county. The research team was particularly interested in whether documentation survives that actually identified the children who became wards of the municipalities. Archives staff were able to locate listings of payments in the Overseer of the Poor records of Montgomery Township, Somerset County, which included this information. In 1811, the provision for abandonment of children of slave mothers was repealed as the state found there to be "suspicious activity" surrounding the payments.

New York

When Governor Hochul assumed her new role, she issued a directive to all state agencies to ensure their archival records were transferred to the State Archives. She did this without consultation with us... her staff knew about our role.

North Carolina

From a real estate closing company who needed an estate record from us to help a client: "Do you have any idea how amazing you are? Just in case you sometimes think what you are doing doesn't matter...it does! You just saved one family from having nowhere to live and another family from having to cancel this purchase of their dream home because they didn't think they would be able to save this transaction. You're their hero & mine today!"

Oklahoma

A researcher visited the State Archives looking for more information on the land her great-grandfather leased in the early 1900s. All she knew was that it was school land in Caddo County. Using a Commissioners of the Land Office index ledger, we found a listing for her great-grandfather that included the legal description of the land he leased. In another book, we also found the appraisal from 1908 describing the improvements he made to the land. The patron expressed interest in going to see what the land looked like today but was not sure how to find it. We printed out a map showing the closest intersection to the land. The following day, the patron shared this story: *"We had an amazing day, starting in your office! Your help identifying the portion of section 36 my great grandfather leased was invaluable & reading the appraisal description of crops & improvements was so interesting. We headed for Grady County History Center in Chickasha & they had Verden High School group photos from the teens with my grandfather & his brother in them! Then we drove to the land on the Caddo & Grady County line & had no problem finding it. Amazingly, there was an abandoned house on the land! Although it had been added onto a couple of times, we could tell by comparing the old photo that the core was the original house! We couldn't access the land so we climbed through a culvert to get up to the fence to take a photo. And then... when we returned to our car on this lonely county road, someone was there calling 911. She worked for the county & was concerned about the car with luggage in it but no people. We asked if she knew who owned the land. So, get this, she pulled a book out of her car that had plat maps of the county & the names of the owners! Now your latest information herein is that the land was transferred to Emma Lowe. Current owner, 100 years later: Melvin Lowe. Can't wait to try to reach out to him and get more of this story. Thanks again!"*

Pennsylvania

The online digital resources of the PSA continue to be used heavily and in a variety of ways. One recent example is a long-term project by Mr. Charles Cogbill, a historical ecologist who spent several decades reconstructing the forest composition of the eastern United States before extensive settlement. To accomplish this, Mr. Cogbill has extensively used the PSA online land office map collections from Record Group 17, Series 522. Throughout these early warrantee maps, surveyors marked and recorded the corners of surveyed lots with trees, constituting a site-specific and unbiased sampling of the species composition at that time. Mr. Cogbill's research procedure is to mine these survey records and tally the trees mentioned at lot corners (witness trees) within individual town boundaries. Over the past thirty years Mr. Cogbill has collated the composition of over 480 nominal townships in Pennsylvania including 132,000 witness trees. The overall tree composition of the state 200 years ago was 36% oaks, 12% beech, 10% maples, 9% pine, 7% hemlock, 6% hickory, and 6% chestnut. According to Mr. Cogbill, "interpretation of these results is the basis for understanding forest ecology before Euro-American settlement and evaluating future changes in the forests of the state." Mr. Cogbill stated recently how invaluable this group of records held by the PSA is for completing his decades worth of research: *"Altogether, the Pennsylvania lotting survey records are unique as they are centralized, scanned, and available online far exceeding any other state in the region. The condition of these records, their availability, and the helpfulness of the staff make the Pennsylvania land surveys a boon to historical ecology research. Give my congratulations and thanks to the entire staff!"*

In March, a Disability History Project Team visited the State Archives to research the history of Pennhurst State School and Hospital, a state-run institution for people with disabilities that operated in Chester County 1908-1987. Led by Lisa Sonneborn of Temple University, the group is made up of over a dozen members of the disability community, institutional survivors, advocates, and historians of disability. This research project is funded by a Pew Grant and is exploring the lives of individuals who lived at Pennhurst and their families. "We thought that there was room to tell the story of Pennhurst in a new way. And one that really centered on the voices of people with disabilities and their families," project lead Lisa Sonneborn recently said in an interview about the project, "the people who were most directly impacted by the practice of institutionalization." The research team spent two full days in the archives researching administrative and institutional Pennhurst records from the early 20th century. They plan to return to the archives in the future.

Rhode Island

Quote from a genealogical researcher: *"I just want to say thank you for the excellent service. I have been collecting records for months and it has been very difficult. You have made it easy and I appreciate it"*

The State Archives hosted more than 80 students from a local middle school and was able to share about what archiving is, how we protect and provide access to history, and how they're making history every day.

South Carolina

We frequently help the State Office of Veterans Affairs document military service for persons seeking hospital admission and death benefits.

South Dakota

We were able to assist a county auditor to establish the date of creation for the county so that they could move forward with applying for grant funding.

We helped a researcher doing genealogy trace their family to an earlier date than what the family knew by using unusual resources such as brand records. They were amazed and incredibly grateful.

Tennessee

A patron wanted information on a presumed ancestor, Mitchell Manscoe (born 1796), who was listed as a free person of color in the 1850 U.S. Census. They wanted any information connected to his emancipation and had a few details gathered from an online index. They also provided information on their known ancestor, Mitchell Manscoe (born 1845), and a few generations after. The patron and her 94-year-old father were discouraged and disheartened by incomplete records and brick walls. Using the extensive court records in our holdings, staff uncovered a lawsuit that led to Mitchell's emancipation and tracked the progress of the court case. Mitchell had been enslaved by Kasper Mansker and was part of the estate of Kasper's widow, Elizabeth, who remarried. We determined that Mitchell was emancipated in 1843 and that his petition to remain in Sumner County stated that he was married to a woman who was still enslaved. We located census records, probate records, Chancery Court records, loose records, lawsuits, and an 1842 Act of Tennessee allowing emancipated people to petition to remain in the state, all connected to Mitchell Manscoe's life. It was a treasure trove of information. The question inspired our staff member...create an "Enslaved People in Tennessee Records" database which is an ongoing project of the Public Services Section of the Library & Archives. It is our hope that one day this database will grow to help make the research process a bit easier for descendants of enslaved citizens.

Vermont

Under Act 100 of 2022, legislators have asked the Vermont State Archives and Records Administration to research the history and records of child placement in Vermont to provide recommended legislation on how individuals who were placed in foster care in private homes, group homes or state institutions can access their records and information, regardless of custodian (government or non-profit/corporation). This work involves consulting with “interested parties” and Vermont Department for Children and Families, which currently licenses placement agencies but, through its predecessors, placed children in private homes or institutions or cared for children in state institutions. Among the interested parties is a survivor group of individuals placed in a private, religious orphanage that was confirmed, recently, by the Vermont Attorney General as having abused many children who were in the orphanage’s care. One survivor in her 60s sought, but lost, her appeal to a Vermont Probate Court to have access to her records, which has prevented her from knowing any details of her birth family, why she was placed in foster care, or why her parents did not relinquish their parental rights to allow for adoption. If she had been adopted, she would have had access to the same set of records under current Vermont law. Through our Historical Records Program’s consultative services, which is working directly with interested parties for this specific Act, we were able to use publicly accessible archival records to provide the survivor with the information about her birth family she has so longed to receive. This allowed her to find and connect with cousins and, through them, learn more about her personal history. The Legislature charged us with this important Act because they recognized the positive impacts of our overarching program, which is to develop and provide knowledge from the records and information we preserve.

Through our Reference Services, we are providing support to the Castleton Hidden History Project of Castleton State University (VT). Focused on collaborative, interdisciplinary research with ongoing historical, archaeological, and geographical investigations, the project is designed to study the lives and times of Castleton’s residents from the end of the Ice Age to the present day, with an emphasis on the less explored histories of local Native Americans, African Americans, and women. Records pertaining specifically to underrepresented communities in Vermont are very difficult to find and, for the most part, do not exist. With help from our reference archivists, the Project has been able to “read between the lines” to uncover information in archival public records that are about Castleton’s indigenous and Black residents. Project results will be shared in the new Granger House Museum and through the Learning Laboratory, which will have engaging interactive exhibits accessible to diverse populations and serve as a learning laboratory for Castleton undergraduates and local K-12 students as well.

Washington

A researcher was preparing for her parents’ 50-year wedding anniversary and wanted their marriage certificate. The researcher was located in Texas. The researcher gave us information and we could not find it anywhere. We expanded the date search and found it 3 years after the researcher thought. Turns out she and her brother were both born out of wedlock. I believe we mentioned that it happens, but she started laughing and said she wanted 3 copies of the certificate. Turns out the researcher had a child out of wedlock in high school and throughout her whole life her mother would never let her forget how bad it was that she had a child out of wedlock. The researcher couldn’t wait to show her the proof that she too had two children out of wedlock. The researcher couldn’t wait to do that!

SECTION 6 Tables

Configuration and Placement

TABLE 01. Establishment of State and Territorial Archives and Records Management Programs*

State	Program Configuration	State Archives Established	State Records Management Program Initiated
Alabama	Joint Archives and Records Management	1901	1955
Alaska	Joint Archives and Records Management	1970	1957, active after 1968
Arizona	Joint Archives and Records Management	1937	1974
Arkansas	Separate Archives and Records Management	1905, implemented 1911	1973 (authorized)
California	Joint Archives and Records Management	1850	1949, combined with Archives in 2014
Colorado	Joint Archives and Records Management	1951	1955
Connecticut	Joint Archives and Records Management	1909	1911
Delaware	Joint Archives and Records Management	1905	1977
Florida	Joint Archives and Records Management	1967	1967
Georgia	Joint Archives and Records Management	1918, 2013 reorganized under University System of Georgia	1971
Hawaii	Joint Archives and Records Management	1905	1957–1958
Idaho	Joint Archives and Records Management	1947, 1st full time archivist 1978	
Illinois	Joint Archives and Records Management	1922	1957
Indiana	Joint Archives and Records Management	1913	1979
Iowa	Joint Archives and Records Management	1906, state archivist reestablished 1978	1974, combined with Archives in 1998
Kansas	Joint Archives and Records Management	1905	1950s (authorized), 1992 (funded)
Kentucky	Joint Archives and Records Management	1958	1958
Louisiana	Joint Archives and Records Management	1956	1956 (authorized), 1966 (implemented)
Maine	Joint Archives and Records Management	1965	1965
Maryland	Separate Archives and Records Management	1935	1953
Massachusetts	Joint Archives and Records Management	1896	1976
Michigan	Separate Archives and Records Management	1913	1952
Minnesota	Separate Archives and Records Management	1947	1947
Mississippi	Joint Archives and Records Management	1902	1981
Missouri	Joint Archives and Records Management	1965	1965
Montana	Separate Archives and Records Management	1969	1977
Nebraska	Separate Archives and Records Management	1963	1969
Nevada	Joint Archives and Records Management	1965	1967

State	Program Configuration	State Archives Established	State Records Management Program Initiated
New Hampshire	Joint Archives and Records Management	1963, state archivist established 1979	1963
New Jersey	Separate Archives and Records Management	1945	1953
New Mexico	Joint Archives and Records Management	1959	
New York	Joint Archives and Records Management	1971 (authorized), opened 1978	1950, combined with Archives in 1987
North Carolina	Joint Archives and Records Management	1903	1913
North Dakota	North Dakota	North Dakota	North Dakota
Ohio	Ohio	Ohio	Ohio
Oklahoma	Oklahoma	Oklahoma	Oklahoma
Oregon	Oregon	Oregon	Oregon
Pennsylvania	Pennsylvania	Pennsylvania	Pennsylvania
Rhode Island	Rhode Island	Rhode Island	Rhode Island
South Carolina	South Carolina	South Carolina	South Carolina
South Dakota	South Dakota	South Dakota	South Dakota
Tennessee	Tennessee	Tennessee	Tennessee
Texas	Texas	Texas	Texas
Utah	Utah	Utah	Utah
Vermont	Vermont	Vermont	Vermont
Virginia	Virginia	Virginia	Virginia
Washington	Washington	Washington	Washington
West Virginia	West Virginia	West Virginia	West Virginia
Wisconsin	Wisconsin	Wisconsin	Wisconsin
Wyoming	Wyoming	Wyoming	Wyoming
District/Territory			
American Samoa	American Samoa	American Samoa	American Samoa
District of Columbia	District of Columbia	District of Columbia	District of Columbia
Guam	Guam	Guam	Guam
Northern Marianas	Northern Marianas	Northern Marianas	Northern Marianas
Puerto Rico	Puerto Rico	Puerto Rico	Puerto Rico
Virgin Islands	Virgin Islands	Virgin Islands	Virgin Islands

*Dates carried forward from 2020 report.

TABLE 02. Agency Placement

State/District/ Territory	Program	Administration/ Finance	Cultural/Natural Resources/Affairs	Educational Dept/ Institution	General Services	Independent Agency	Information Technology/ Management	Secretary of State	State Historical Society	State Library	Notes
Alabama	JARM					X					
Alaska	JARM			X							
Arizona	JARM									X	
Arkansas	AO		X								
California	JARM										
Colorado	JARM	X									
Connecticut	JARM									X	
Delaware	JARM										
Florida	JARM							X			
Georgia	JARM										
Hawaii	JARM										
Idaho	JARM										
Illinois	JARM							X			
Indiana	JARM					X					
Iowa	JARM		X								
Kansas	JARM										
Kentucky	JARM									X	
Louisiana	JARM							X			
Maine	JARM							X			
Maryland	Separate ARM					X					
Massachusetts	JARM						X				
Michigan	Separate ARM		X								
Minnesota	AO										
Mississippi	JARM										
Missouri	JARM							X			
Montana	Separate ARM					X		X			
Nebraska	Separate ARM										
Nevada	JARM	X									
New Hampshire	JARM							X			

State/District/ Territory	Program	Administration/ Finance	Cultural/Natural Resources/Affairs	Educational Dept/ Institution	General Services	Independent Agency	Information Technology/ Management	Secretary of State	State Historical Society	State Library	Notes
New Jersey	AO										
New Mexico	JARM										
New York	JARM			X							
North Carolina	JARM		X								
North Dakota	AO										
Ohio	AO								X		
Oklahoma	JARM									X	
Oregon	JARM							X			
Pennsylvania	JARM								X		
Rhode Island	JARM							X			
South Carolina	JARM					X					
South Dakota	AO			X							
Tennessee	Separate ARM									X	
Texas	JARM										
Utah	JARM	X									
Vermont	JARM							X			
Virginia	JARM									X	
Washington	JARM							X			
West Virginia	JARM					X					
Wisconsin	Separate ARM								X		
District/Territory											
American Samoa	JARM										
District of Columbia	JARM										
Guam	AO										
Northern Marianas	JARM										
Puerto Rico	JARM										
U.S. Virgin Islands	JARM										

Budgets

TABLE 03. Budgets, Actual Expenditures and Funding Sources

State	No Response	Total spent on archives and records management functions (including staff and all other costs)	General revenue appropriations	Endowments	Filing fees	Membership dues	Revolving funds	Sales or earned income or access/ participation/use fees	Trust funds	Federal grants	Other grants	Other
Alabama		\$5,554,490.98	X					X				Education Trust Fund appropriations
Alaska		\$867,379	X									
Arizona		\$3,792,895	X				X			X		IGA-Preservica pilot program (Courts)
Arkansas		\$1,519,534	X					X			X	
California	X											
Colorado		\$1,313,005	X					X		X		
Connecticut		\$2,687,004	X		X					X		
Delaware	X											
Florida		\$1,242,859	X						X	X		
Georgia	X											
Hawaii	X											
Idaho	X											
Illinois	X	\$400,000	X							X		
Indiana		\$2,033,480	X				X	X				
Iowa		\$646,401	X							X		
Kansas	X											
Kentucky		\$6,263,800	X		X					X		
Louisiana		\$5,000,000	X									
Maine		\$1,660,910	X					X		X		
Maryland		\$8,783,225	X	X	X		X	X		X	X	
Massachusetts		\$1,452,613	X							X		
Michigan		\$1,400,000	X					X		X		
Minnesota	X											
Mississippi		\$2,820,000	X									
Missouri		\$4,103,824	X		X					X		
Montana	X											
Nebraska	X											
Nevada		\$1,577,891	X					X		X		
New Hampshire		\$576,446	X									
New Jersey	X											

State	No Response	Total spent on archives and records management functions (including staff and all other costs)	General revenue appropriations	Endowments	Filing fees	Membership dues	Revolving funds	Sales or earned income or access/ participation/use fees	Trust funds	Federal grants	Other grants	Other
New Mexico	X											
New York		\$14,134,795	X		X			X	X			
North Carolina		\$5,064,091	X		X			X		X		
North Dakota	X											
Ohio		\$568,627	X					X		X		
Oklahoma		\$562,022	X		X		X			X		
Oregon		\$4,150,000										Agency assessments
Pennsylvania		\$5,885,337	X		X		X			X		PA Heritage Foundation
Rhode Island		\$873,929	X		X							Restricted Receipt Account
South Carolina		\$1,571,053	X				X					
South Dakota		\$990,083	X					X	X			
Tennessee		\$5,222,882	X							X		
Texas	X											
Utah		\$4,500,000	X							X		
Vermont		\$2,242,080										Secretary of State Special Fund (source of funds is revenue from Corporation filings, most of which is swept to the State General Fund after the Secretary of State's budget needs are met)
Virginia		\$7,439,001	X		X					X	X	
Washington		\$8,735,000			X		X	X		X		
West Virginia		\$1,000,000	X		X							
Wisconsin		\$4,584,349	X	X						X		
Wyoming		\$1,407,889	X							X		
District/Territory												
American Samoa												
District of Columbia												
Guam												
Northern Marianas												
Puerto Rico												
U.S. Virgin Islands												

TABLE 04. Programs funded by appropriations.

State	Records management program for state agencies and departments	Records management program for local government agencies and departments	Record Center management	Archival arrangement and description	Archival reference services	Archival education and outreach programs	Archival services and programming for local governments	Conservation and preservation activities	Micrographics	Digital imaging	Electronic records management and digital preservation
Alabama	X	X	X	X	X	X	X	X		X	X
Alaska	X	X		X	X	X			X	X	X
Arizona	X	X	X	X	X	X	X	X			X
Arkansas				X	X	X		X	X	X	X
California											
Colorado	X	X		X	X	X	X	X	X	X	X
Connecticut	X	X	X	X	X	X	X	X		X	X
Delaware											
Florida	X	X	X	X	X	X				X	X
Georgia											
Hawaii											
Idaho											
Illinois	X	X	X	X	X	X	X	X	X	X	X
Indiana	X	X	X	X	X			X	X	X	X
Iowa	X			X	X						
Kansas											
Kentucky	X	X	X	X	X	X	X			X	X
Louisiana	X	X	X	X	X	X		X	X	X	X
Maine	X	X	X	X	X	X			X	X	X
Maryland				X	X	X	X	X	X	X	X
Massachusetts	X	X	X	X	X	X		X		X	X
Michigan				X	X	X	X	X		X	X
Minnesota											
Mississippi	X	X	X	X	X	X	X	X		X	X
Missouri	X	X	X	X	X	X	X	X	X	X	X

State	Records management program for state agencies and departments	Records management program for local government agencies and departments	Record Center management	Archival arrangement and description	Archival reference services	Archival education and outreach programs	Archival services and programming for local governments	Conservation and preservation activities	Micrographics	Digital imaging	Electronic records management and digital preservation
Montana											
Nebraska											
Nevada	X	X	X	X	X	X			X	X	
New Hampshire	X		X	X	X				X	X	
New Jersey											
New Mexico											
New York	X	X	X	X	X	X	X	X		X	X
North Carolina	X	X	X	X	X	X	X	X	X	X	X
North Dakota											
Ohio				X	X		X				X
Oklahoma	X		X	X	X	X				X	
Oregon	X	X	X	X	X	X	X	X	X	X	X
Pennsylvania	X	X	X	X	X	X	X	X		X	X
Rhode Island	X	X	X	X	X	X	X	X		X	X
South Carolina	X	X	X	X	X	X	X	X	X	X	X
South Dakota				X	X	X	X			X	X
Tennessee				X	X	X	X	X	X	X	X
Texas											
Utah	X	X	X	X	X	X	X		X	X	
Vermont	X	X	X	X	X	X	X	X		X	X
Virginia	X	X	X	X	X	X	X	X		X	X
Washington	X	X	X	X	X	X	X	X	X	X	X
West Virginia	X	X		X	X	X		X	X	X	X
Wisconsin				X	X	X	X	X			X
Wyoming	X	X	X	X	X	X	X	X	X	X	X

TABLE 05. Overhead activities funded by appropriations.

State	Personnel salaries and fringe benefit costs for archives for archives and records management staff	Administrative costs such as accounting, payroll, and personnel department costs outside the archives and records management program	Overhead costs such as rent, utilities, and facility maintenance	Information technology costs
Alabama	X	X	X	
Alaska	X	X	X	X
Arizona	X		X	X
Arkansas	X	X	X	X
California				
Colorado	X	X	X	X
Connecticut	X			
Delaware				
Florida	X	X	X	X
Georgia				
Hawaii				
Idaho				
Illinois				
Indiana	X	X		X
Iowa	X	X		X
Kansas				
Kentucky	X			X
Louisiana	X		X	X
Maine	X			X
Maryland	X	X	X	X
Massachusetts	X			
Michigan	X			X
Minnesota				
Mississippi	X	X		X
Missouri	X			

State	Personnel salaries and fringe benefit costs for archives for archives and records management staff	Administrative costs such as accounting, payroll, and personnel department costs outside the archives and records management program	Overhead costs such as rent, utilities, and facility maintenance	Information technology costs
Montana				
Nebraska				
Nevada	X	X	X	X
New Hampshire	X		X	
New Jersey				
New Mexico				
New York	X	X	X	X
North Carolina	X		X	
North Dakota				
Ohio	X			
Oklahoma				
Oregon	X		X	X
Pennsylvania	X	X		X
Rhode Island	X		X	
South Carolina	X			X
South Dakota	X			X
Tennessee	X			
Texas				
Utah	X	X	X	X
Vermont	X		X	X
Virginia	X			
Washington	X	X	X	X
West Virginia	X	X		
Wisconsin	X			
Wyoming	X		X	X

TABLE 06. Budgetary Trends Since FY2006

State	FY06	FY10	FY12	FY14	FY16	FY18	FY20	FY22
Alabama	\$4,632,761	\$5,588,952	\$5,275,067	\$6,122,495	\$6,234,279	\$7,945,636	\$6,470,793	\$5,554,490.98
Alaska		\$1,113,300	\$1,065,600	\$1,353,400	\$1,067,759	\$1,048,739	\$1,261,700	\$867,379
Arizona	\$1,911,900	\$1,490,036	\$1,656,000		\$3,421,577	\$7,008,000	\$6,785,000	\$3,792,895
Arkansas		\$1,700,000	\$1,873,677		\$1,930,060	\$2,167,093	\$1,519,534	\$1,519,534
California	\$5,510,328	\$2,701,000 (A Only)	\$2,889,000	\$2,762,000	\$273,660	\$694,781		
Colorado	\$792,159	\$519,726	\$609,234	\$772,219	\$826,215	\$205,141	\$1,085,038	\$1,313,005
Connecticut	\$6,287,890	\$1,437,450	\$1,542,763	\$1,562,524	\$1,562,524	\$1,520,068	\$1,743,046	\$2,687,004
Delaware	\$3,055,400	\$1,795,100	\$2,091,575				\$3,765,234	
Florida	\$3,047,330	\$2,551,845	\$1,870,512	\$1,921,430	\$1,780,691	\$1,813,424	\$1,242,859	\$1,242,859
Georgia	\$6,360,254	\$5,603,781		\$4,743,809	\$4,646,252		\$5,933,566	
Hawaii	\$799,041	\$714,000	\$727,000	\$1,058,318	\$1,555,000	\$1,546,983		
Idaho	\$8,000		\$888,126	\$1,217,600	\$1,315,700	\$1,213,572	\$1,850,650	
Illinois	\$3,712,500	\$357,000	\$429,045	\$482,145	\$412,900	\$367,765	\$430,400	\$400,000
Indiana	\$1,380,755	\$1,974,933	\$2,023,837	\$2,064,824	\$1,979,623	\$12,029,389		\$2,033,480
Iowa	\$453,369	\$610,000	\$436,807	\$560,453	\$745,242	\$1,648,108	\$515,350	\$646,401
Kansas	\$1,864,677	\$1,819,131	\$1,790,575	\$407,000	\$214,000	\$205,000	\$205,000	
Kentucky	\$4,020,400	\$3,894,667	\$4,488,620	\$4,488,620	\$5,000,000	\$5,730,600	\$6,263,800	\$6,263,800
Louisiana	\$3,650,755	\$3,553,138				\$3,628,740	\$4,356,155	\$5,000,000
Maine	\$878,300	\$928,670	\$928,670	\$802,942	\$1,272,361	\$1,640,868	\$1,640,868	\$1,660,910
Maryland (Archives)	\$11,366,474	\$7,705,355	\$8,723,618	\$8,362,626	\$9,763,679	\$8,058,325	\$8,783,225	\$8,783,225
Maryland (RM)							\$600,000	
Massachusetts	\$900,000	\$545,000	\$800,000	\$360,196	\$437,617		\$1,004,263	\$1,452,613
Michigan (Archives)	\$739,000	\$768,000	\$790,000				\$1,400,000	\$1,400,000
Michigan (RM)		\$3,987,590	\$4,200,575			\$1,300,000	\$9,177,109	
Minnesota	\$5,000,000						\$630,000	
Mississippi	\$3,424,974	\$4,040,242	\$4,034,645	\$4,034,645	\$4,190,941	\$2,300,000	\$2,570,000	\$2,820,000
Missouri	\$2,763,535	\$2,538,619	\$2,535,227	\$2,514,766	\$2,660,225	\$2,382,087	\$3,766,124	\$4,103,824
Montana	\$598,806	\$1,020,732	\$1,130,811	\$850,377	\$875,747	\$1,000,530	\$1,122,936	
Nebraska (Archives)	\$901,672	\$1,008,670	\$985,148	\$1,247,644	\$1,578,605	\$745,000	\$890,029	
Nebraska (RM)							\$650,000	
Nevada	\$1,525,548	\$1,147,142	\$1,031,322	\$1,195,417	\$1,500,000	\$1,558,624	\$1,577,891	\$1,577,891
New Hampshire	\$394,757		\$4,519,202	\$368,669			\$576,446	\$576,446

State	FY06	FY10	FY12	FY14	FY16	FY18	FY20	FY22
New Jersey	\$31,697,683	\$4,806,900	\$4,519,202	\$980,386	\$1,081,183	\$1,129,058	\$1,405,000	
New Mexico	\$2,452,900	\$3,069,600		\$2,739,300	\$2,600,097	\$2,442,815	\$2,508,900	
New York	\$20,224,657		\$7,346,754	\$8,400,080	\$12,084,287	\$13,315,116	\$13,690,719	\$14,134,795
North Carolina	\$3,645,910	\$4,666,665	\$4,977,493	\$4,005,681	\$4,486,013	\$5,073,552	\$6,779,172	\$5,064,091
North Dakota	\$556,000	\$1,168,184	\$800,488	\$949,701	\$222,557	\$61,826	\$1,093,929	
Ohio	\$267,504	\$540,461	\$546,850	\$556,981	\$605,432	\$680,429	\$663,803	\$568,627
Oklahoma	\$1,150,781	\$779,497	\$506,790	\$775,825	\$532,105	\$550,795	\$602,349	\$562,022
Oregon		\$1,549,225	\$2,665,589	\$3,505,761	\$4,351,102	\$7,061,080	\$4,000,000	\$4,150,000
Pennsylvania	\$3,943,355	\$2,224,052	\$2,469,959	\$3,014,204	\$2,067,506	\$2,850,110	\$4,122,034	\$5,885,337
Rhode Island			\$1,435,118	\$1,443,845	\$1,471,801	\$669,237	\$543,388	\$873,929
South Carolina		\$1,716,666	\$1,131,442	\$1,450,688	\$1,084,428	\$1,571,053	\$1,571,053	\$1,571,053
South Dakota	\$595,400	\$550,410	\$516,000	\$613,000	\$830,909	\$948,986	1086867	\$990,083
Tennessee			\$2,954,396	\$3,441,299		\$3,900,847	\$3,771,651	\$5,222,882.00
Tennessee (Archives)							\$1,200,000	
Tennessee (RM)								
Texas	\$889,906		\$1,955,168	\$2,394,762	\$2,540,800	\$1,715,018	\$2,616,278	
Utah	\$2,301,236	\$2,324,900	\$2,362,305	\$2,431,812	\$3,075,900	\$2,980,000		\$4,500,000
Vermont	\$591,000	\$1,311,640	\$1,615,061	\$1,722,436	\$1,602,000	\$1,987,203	\$2,570,000	\$2,242,080
Virginia	\$10,599,616	\$7,737,283	\$4,063,214	\$4,667,264	\$5,814,701	\$5,883,763	\$5,341,109	\$7,439,001
Washington	\$10,694,730	\$9,537,000	\$9,016,663	\$7,844,200	\$8,958,000	\$8,585,000	\$7,753,500	\$8,735,000
West Virginia	\$1,859,925	\$1,359,000	\$1,252,576	\$1,512,000			\$1,000,000	\$1,000,000
Wisconsin (Archives)	\$1,512,000					\$5,825,114	\$4,584,349	\$4,584,349
Wisconsin (RM)							\$1,500,000	
Wyoming	\$1,512,000		\$2,670,000	\$1,335,639	\$1,386,573	\$1,313,791	\$1,410,200	\$1,407,889
District/Territory								
American Samoa						\$150,700	\$158,500	
District of Columbia	\$856,984	\$1,085,687	\$1,200,000				\$1,630,000	
Guam								
Northern Marianas						\$45,671		
Puerto Rico							\$250,000	
Virgin Islands							\$0	

TABLE 07. Revenues and Appropriations Based on Fees Collected by Local Governments for Records Related Services

State	18.2.7 Does your program receive revenue or an appropriation based on fees collected by local government for records-related services?		No Response	What year did program start?	How much fee-based revenue was collected from local government records-related services in FY2020 (in dollars)?	What is the fee structure?
	Yes	No				
Alabama		No				
Alaska		No				
Arizona		No				
Arkansas		No				
California			X			
Colorado		No				
Connecticut	Yes			2000	\$1,720,914	The Historic Documents Preservation Program was established under Public Act No. 00-146, effective July 1, 2000. Through November 2017, municipalities collected a \$3 land recording fee for records preservation and management, retaining \$1 and remitting \$2 for deposit to the program account. The fee was increased under Public Act No. 17-2, effective December 1, 2017. Municipalities now collect a \$6 fee for records preservation and management, as well as an additional \$4 fee for deposit to the state's General Fund. From the \$6 fee, municipalities retain \$2 and remit \$4 for deposit to the program account. Seventy per cent of the account funds grants to the municipalities. Thirty per cent funds the administration of the grant program as well as records preservation and management activities at the State Library. As the program is funded through a land recording fee, revenues are directly impacted by changes in the real estate market.
Delaware			X			
Florida		No				
Georgia			X			
Hawaii						
Idaho						
Illinois		No	X			
Indiana		No				
Iowa		No				
Kansas			X			
Kentucky	Yes			1984	\$899,495	The Local Records Program provides records management guidance and assistance to county and city officials as well as special purpose governmental entities in Kentucky. Public agencies are required by KRS 171.640 to create and preserve records that document their functions, policies, procedures and essential transactions. The Local Records Grant Program distributes money to local offices to support preservation of local records. This is done primarily through grants for security microfilming, digitization, records conservation/preservation, salary grants, and shelving and equipment (725 KAR 1:050). Funding for the grant program is derived from a \$1.00 fee collected by county clerks on legal processes and instruments, KRS 142.010 (5).
Louisiana		No				
Maine	Yes			2015	\$8,000	Services to include: • Services are for digital to microfilm conversion of deeds and plans • Work to be done at \$100.00 per 16mm and \$125.00 per 35mm roll • Franklin County will furnish the digital files to be converted on a removable storage device i.e. a hard drive or flash drive • Work will be scheduled by MSA staff and will be completed in a timely manner
Maryland (Archives)		No				
Massachusetts		No				
Michigan (Archives)		No				
Minnesota						
Mississippi	Yes			1996	\$342,436	\$1 document filing fee

State	18.2.7 Does your program receive revenue or an appropriation based on fees collected by local government for records-related services?		No Response	What year did program start?	How much fee-based revenue was collected from local government records-related services in FY2020 (in dollars)?	What is the fee structure?
	Yes	No				
Missouri	Yes			1989 for the Local Records Program; 1965 for the Records Services Division/ Missouri State Archives	\$1,170,095	\$1 of a \$4 per document filing fee for records filed with county recorders funds the Local Records Program. \$1 of a \$4 per document file fee goes to the State Land Survey Office. \$2 of a \$4 per document filing fee goes to the county recorder document preservation fund.
Montana (Archives)						
Nebraska (Archives)						
Nevada		No				
New Hampshire		No				
New Jersey						
New Mexico						
New York	Yes			1987 and 2002	\$43,095,884	\$4.75 is collected for filing, recording or indexing various instruments with county clerks including deeds and mortgages. In addition, \$14.25 is collected on the same instruments. The State Archives receives a portion of that revenue to support programs, the remainder of the revenue is used to support the State Museum and State Library.
North Carolina	Yes			2009	\$2,277,318	\$1.55 per recorded instrument at the county registers of deeds.
North Dakota						
Ohio		No				
Oklahoma		No				
Oregon		No				
Pennsylvania		No				
Rhode Island	Yes			1989		There is hereby imposed an additional assessment of \$4.00 for every instrument filed for recording pursuant to sections 33-22-21 and 34-13-7.
South Carolina		No				
South Dakota		No				
Tennessee (Archives)		No				
Texas						
Utah		No				
Vermont		No				
Virginia	Yes			1990	\$5,647,565	\$3.50 per recordation.
Washington	Yes			1994	\$4,580,000	\$2.50 for documents recorded with a county auditor and \$20 per tax warrant paid in full.
West Virginia	Yes			2000	\$706,200	\$2 for documents less than 20 pages and an additional \$1 fee for each additional 10 pages.
Wisconsin (Archives)		No				
Wyoming		No				
District/Territory						
American Samoa						
District of Columbia						
Guam						
Northern Marianas						
Puerto Rico						
U.S. Virgin Islands						

TABLE 08. Grant funding

State	List the grants your program received during your most recently completed fiscal year (including NHPRC grants for your program or your SHRAB, IMLS grants, foundation grants, and other grants such as the American Rescue Plan Act (ARPA)). Briefly describe the objective of each grant.
Alabama	Grant from Alabama Department of Tourism to fund the preservation and digitization of WSFA U-Matic tapes, 1976-1985
Alaska	
Arizona	NHPRC/State Board Programming Grant to support the programming activities of the Arizona Historical Records Advisory Board. Programming includes an annual statewide archival summit, training and workshops, Archives Month activities, and a professional archivist development program. IMLS/LSTA Grants to State funds are used to support special archival processing projects and conservation activities.
Arkansas	NEH grant funding our participation in the National Digital Newspaper Project. Arkansas Natural and Cultural Resources Commission grant funding preservation and outreach programs.
California	
Colorado	NHPRC SBPG grant (\$40,000/year). Grant goes towards supporting SHRAB functions such as re-grants, site visits, scholarships and other educational opportunities.
Connecticut	NHPRC SHRAB Grant RC-103365-22 for \$79,970: Implement a Traveling Archivist Regrant Program to assess and address the needs of African American churches with archives or any other BIPOC organizations that approach the board for assistance; Site visits to archival repositories by a Traveling Archivist to create useful and sensitive subject guides of BIPOC collections and items. Subject guides will be created and uploaded to Connecticut Archives Online; Conduct diversity training CT SHRAB members and Traveling Archivists including a draft statement of the board's commitment to diversity and inclusivity in its membership and the projects it supports; Create a three-part webinar series on diversity and language in archival description; Create an Grant Advisory Board made up of four SHRAB members and invite additional members who are African American, Native American, and People of Color.
Delaware	
Florida	IMLS/LSTA to support the Florida Memory Program our digital outreach arm (FloridaMemory.com) providing digitized selections from our collections and educational resources.
Georgia	
Hawaii	
Idaho	

State	List the grants your program received during your most recently completed fiscal year (including NHPRC grants for your program or your SHRAB, IMLS grants, foundation grants, and other grants such as the American Rescue Plan Act (ARPA)). Briefly describe the objective of each grant.
Illinois	NHPRC State Board Programming Grant. NHPRC Archival Projects Grant
Indiana	N/A
Kansas	NHPRC state archives operations grant
Kentucky	
Louisiana	NHPRC Access to Historical Records: Archival Projects (digitizing older court cases and naturalizations); IMLS/LSTA grants (increase access to information, support of digital archives, and trainings. This is an agency-wide program)
Maine	None
Maryland (Archives)	This grant was submitted to digitally image the early unpublished Journals of the Maine House of Representatives and Maine Senate. Increased access to these journals will promote research into Maine's early legislative history during a time of great ferment in the history of this state and nation. Funding from this grant will be used to establish sufficient server storage space to hold approximately 41,300 pages of high-resolution images, to create public access to those images through the Internet, and to electronically preserve those images through backup storage. Funding will be used to support the imaging itself, including photography and image processing. Aspects of the project to be covered in part by the match to this grant include transcription of these manuscript journals through a crowdsourcing website and creation of a portal for public access to the images and resulting transcriptions. The outcome will be a permanently accessible collection to the House and Senate Journals.
Massachusetts	NHPRC/\$50,000
Michigan (Archives)	NHPRC State Board Programming Grant Level 2
Michigan (RM)	NHPRC state board programming grant
Minnesota	
Mississippi	NARA NHPRC SHRAB Grant--Supports basic board meetings, programs and publications. Our Friends group also received a small recovery grant to process early St. Louis court records.
Missouri	
Montana (Archives)	
Nebraska (Archives)	The SHRAB funding grant was submitted for the first time in several years. The State Archives received a \$108,000 ARPA grant to process and digitize Inmate Files.

State	List the grants your program received during your most recently completed fiscal year (including NHPRC grants for your program or your SHRAB, IMLS grants, foundation grants, and other grants such as the American Rescue Plan Act (ARPA)). Briefly describe the objective of each grant.
Nevada	None
New Hampshire	
New Jersey	
New Mexico	ARPA--digitization and conservation of records IMLS--development of online educational resources and creation of statewide teacher network Foundations-- publication of guide to statewide court records, teacher training, preservation of revolutionary war records NEH--inventory of Urban renewal records statewide
New York	SHRAB board support grant from NHPRC. \$39,232 in NHPRC money for 2 years beginning 1/1/2022. Grant called "When Are We US? Training and Resources for A250 Collecting and Programs." Grant includes support for Traveling Archivist Program, professional development scholarships for cultural heritage people in state, and workshops designed to engage and support local communities around A250 training and planning.
North Carolina	
North Dakota	
Ohio	NHPRC grant for SHRAB
Oklahoma	Federal \$50,023
Oregon	
Pennsylvania	NHPR Grant- to support SHRAB initiatives
Rhode Island	NHPRC grant for RI SHRAB, extended 2021 program into 2022.
South Carolina	South Carolina Humanities Growth Grant \$14000
South Dakota	
Tennessee	NHPRC State Board Programming Grant--\$36500.00 -- re-grants to local archives and historical records repositories; support the TN Archives Institute; support Jr. Archivists Summer Camp ARPA (for Archives only)--\$189,383.00--provides non-matching grants to archives across the state in support of processing, housing, and providing access to historical records. NHPRC Classroom Engagement Grant--\$50000.00 -- facilitate opportunities for teachers and students in Tennessee to engage with historical records drawn from the collection of the Library & Archives. Programmatic initiatives include a series of in-person teacher workshops and virtual webinars for teachers and students along with an expansion of the established DocsBox program at the Library & Archives

State	List the grants your program received during your most recently completed fiscal year (including NHPRC grants for your program or your SHRAB, IMLS grants, foundation grants, and other grants such as the American Rescue Plan Act (ARPA)). Briefly describe the objective of each grant.
Texas	
Utah	NHPRC grant to fund the SHRAB and provide pass-thru grants to other repositories.
Vermont	NHPRC State Programming Grant (\$40,000). This grant is managed under a separate budget and not part of the Vermont State Archives and Records Administration budget.
Virginia	NHPRC--SHRAB grant for strategic plannings & grant to support Virginia Untold IMLS--LSTA funds
Washington	NHPRC Digitization Grant--scanning and indexing territorial judicial case files
West Virginia	
Wisconsin	NHPRC State Board Programming Grant- run the SHRAB NEH National Digital Newspaper Project grant- digitize newspapers NEH-ARP- digital infrastructure review/improvement
Wyoming	State programming grant (SHRAB) from NHPRC for \$21,474. The grant allows us to provide re-grant funds to local archival/historical organizations, as well as workshops which are offered across the state.
District/Territory	
American Samoa	
District of Columbia	
Guam	
Puerto Rico	
Northern Marianas Islands	
US Virgin Islands	

TABLE 09. To what extent are archival programs and activities in your state supported by funding other than the NHPRC?

State	Institute of Museum and Library Services	National Endowment for the Humanities	National Science Foundation	Department of the Interior	Federal Erarmarks	Other	Description
Alabama						\$50,000	We received \$50000 from the Ala. Dept. of Tourism for digitizing at-risk audiovisual tapes.
Alaska	\$0	\$305,850					CLIR: Council on Library and Information Resources Rasmuson Foundation, Alaska nonprofit.
Arizona	\$153,000						
Arkansas		\$169,148					
California							
Colorado							Not sure if this question is for all archival institutions or state archives specifically.
Connecticut	\$0	\$0	\$0	\$0	\$948,000	\$40,000	Corporate donation to the CT Heritage Foundation a 501c(3) foundation.
Delaware							
Florida	\$305,724.71						
Georgia							
Hawaii							
Idaho							One time state surplus funds.
Illinois	\$0	\$0	\$0	\$0	\$0	\$0	
Indiana							IMLS, NEH support IN archival programs, but not sure of \$ amount.
Iowa							
Kansas							
Kentucky						\$1,000	Friends of KY Public Archives, Inc and the Kentucky Council on Archives
Louisiana						\$0	We have not yet applied for or received any funding.
Maine							
Maryland							Do not have the information to answer this question.
Massachusetts							
Michigan							
Minnesota	\$0	\$0	\$0	\$0	\$0	\$0	
Mississippi							
Missouri	\$0	\$0	\$0	\$0	\$0	\$268,624	Archives' Local Records Grant Funds paid in FY 2022
Montana							
Nebraska							
Nevada							

State	Institute of Museum and Library Services	National Endowment for the Humanities	National Science Foundation	Department of the Interior	Federal Erarmarks	Other	Description
New Hampshire							
New Jersey							
New Mexico							
New York	\$350,000					\$225,000	ARPA
North Carolina							
North Dakota							
Ohio							
Oklahoma							
Oregon							
Pennsylvania							
Rhode Island							
South Carolina							State Archives activities are funded 100% through state appropriations.
South Dakota	\$0	\$0	\$0	\$0	\$0	\$0	
Tennessee	\$0	\$0	\$0	\$0	\$0		
Texas							
Utah							
Vermont						\$0	I am confused by this question. Our State Archives or any/all archival work statewide?
Virginia	\$1,047,000						This is a rough estimate because the state's fiscal year is different than the federal fiscal year.
Washington	\$0	\$0	\$0	\$0	\$0	\$0	
West Virginia							
Wisconsin							
Wyoming	\$0	\$0	\$0	\$0	\$0	\$0	
District/Territory							
American Samoa							
District of Columbia							
Guam							
Northern Marianas							
Puerto Rico							
US Virgin Islands							

TABLE 10. Capital Expenses

State	Specific appropriation received	Amount spent in most recently completed FY	Total cost of project	New facility	Upgrade of current facility including HVAC	Purchase of major equipment	Other
Indiana	Yes	\$1,000,000 – \$4,999,999	Over \$5,000,000	X			
New Hampshire	No	\$50,000 – \$99,999	\$50,000 – \$99,999		X	X	
Pennsylvania	Yes	Over \$5,000,000	Over \$5,000,000	X			
Washington	Yes	\$100,000- \$499,999	\$100,000- \$499,999		X		

TABLE 11. Electronic Records Management and/or Digital Preservation Appropriations

State	Did your program receive a specific appropriation for electronic records management and/or digital preservation for FY2022?
Alabama	No, electronic records management and/or digital preservation are integrated into our overall core budget functions and not specifically called out.
Alaska	No, electronic records management and/or digital preservation are integrated into our overall core budget functions and not specifically called out.
Arizona	Other (Please specify):IGA-Preservica pilot program (Courts)
Arkansas	No, electronic records management and/or digital preservation are integrated into our overall core budget functions and not specifically called out.
California	
Colorado	Yes, we received a specific appropriation from the legislature.
Connecticut	No, electronic records management and/or digital preservation are integrated into our overall core budget functions and not specifically called out.
Delaware	
Florida	No, electronic records management and/or digital preservation are integrated into our overall core budget functions and not specifically called out.
Georgia	
Hawaii	
Idaho	
Illinois	No, electronic records management and/or digital preservation are integrated into our overall core budget functions and not specifically called out.
Indiana	No, electronic records management and/or digital preservation are integrated into our overall core budget functions and not specifically called out.
Kansas	Yes, we have a line item in our budget for electronic records management and/or digital preservation, but it was not appropriated by our legislature.

State	Did your program receive a specific appropriation for electronic records management and/or digital preservation for FY2022?
Kentucky	
Louisiana	No, electronic records management and/or digital preservation are integrated into our overall core budget functions and not specifically called out.
Maine	Yes, we received a specific appropriation from the legislature.
Maryland (Archives)	Yes, we received a specific appropriation from the legislature.
Massachusetts	No, electronic records management and/or digital preservation are integrated into our overall core budget functions and not specifically called out.
Michigan (Archives)	No, electronic records management and/or digital preservation are integrated into our overall core budget functions and not specifically called out.
Michigan (RM)	Yes, we received a specific appropriation from the legislature.
Minnesota	
Mississippi	No, electronic records management and/or digital preservation are integrated into our overall core budget functions and not specifically called out.
Missouri	No, electronic records management and/or digital preservation are integrated into our overall core budget functions and not specifically called out.
Montana (Archives)	
Nebraska (Archives)	No, electronic records management and/or digital preservation are integrated into our overall core budget functions and not specifically called out.
Nevada	No, electronic records management and/or digital preservation are integrated into our overall core budget functions and not specifically called out.

State	Did your program receive a specific appropriation for electronic records management and/or digital preservation for FY2022?
New Hampshire	No, electronic records management and/or digital preservation are integrated into our overall core budget functions and not specifically called out.
New Jersey	
New Mexico	
New York	No, electronic records management and/or digital preservation are integrated into our overall core budget functions and not specifically called out.
North Carolina	
North Dakota	
Ohio	No, electronic records management and/or digital preservation are integrated into our overall core budget functions and not specifically called out.
Oklahoma	No, electronic records management and/or digital preservation are integrated into our overall core budget functions and not specifically called out.
Oregon	Yes, we received a specific appropriation from the legislature.
Pennsylvania	No, electronic records management and/or digital preservation are integrated into our overall core budget functions and not specifically called out.
Rhode Island	No, electronic records management and/or digital preservation are integrated into our overall core budget functions and not specifically called out.
South Carolina	No, electronic records management and/or digital preservation are integrated into our overall core budget functions and not specifically called out.
South Dakota	Yes, we received a specific appropriation from the legislature.
Tennessee	Other (Please specify):We received an appropriation from the TN General Assembly for FY 2023 in the amount of \$555438 (\$334554 recurring) for electronic records management and digital preservation.
Texas	

State	Did your program receive a specific appropriation for electronic records management and/or digital preservation for FY2022?
Utah	No, electronic records management and/or digital preservation are integrated into our overall core budget functions and not specifically called out.
Vermont	Other (Please specify):We received legislative authorization to create a new position for electronic land records and notarial acts. We did not need to receive an appropriation or new budget line item for the new position.
Virginia	No, electronic records management and/or digital preservation are integrated into our overall core budget functions and not specifically called out.
Washington	No, electronic records management and/or digital preservation are integrated into our overall core budget functions and not specifically called out.
West Virginia	No, electronic records management and/or digital preservation are integrated into our overall core budget functions and not specifically called out.
Wisconsin	No, electronic records management and/or digital preservation are integrated into our overall core budget functions and not specifically called out.
Wyoming	Yes, we received a specific appropriation from the legislature.
District/Territory	
American Samoa	
District of Columbia	
Guam	
Puerto Rico	
Northern Marianas Islands	
US Virgin Islands	

Jurisdictional Authority, Resources and Activity

TABLE 12A. Authority, Resources and Activity in Support of Executive Branch Agencies*

State	Program establishes records-related standards/guidelines			Program approves retention and disposition schedules			Program provides consultation and training on records-related practices and procedures			Program provides micrographic or original capture digital imaging services		
	Authority	Resources	Activity	Authority	Resources	Activity	Authority	Resources	Activity	Authority	Resources	Activity
Alabama	Strong Authority	Moderately Equipped	Moderate Activity	Strong Authority	Moderately Equipped	Moderate Activity	Moderate Authority	Moderately Equipped	Moderate Activity	Minimal Authority	Not Applicable	Not Applicable
Alaska*	Strong Authority	Moderately Equipped	Minimal Activity	Strong Authority	Moderately Equipped	Minimal Activity	Strong Authority	Moderately Equipped	Minimal Activity	Strong Authority	Fully Equipped	Very Active
Arizona*	Strong Authority	Moderately Equipped	Very Active	Strong Authority	Moderately Equipped	Moderate Activity	Strong Authority	Moderately Equipped	Moderate Activity	Not Applicable	Not Applicable	Not Applicable
Arkansas	No Authority	Not Applicable	Not Applicable	No Authority	Not Applicable	Not Applicable	Minimal Authority	Minimally Equipped	Minimal Activity	No Authority	Not Applicable	Not Applicable
California												
Colorado	Moderate Authority	Minimally Equipped	Minimal Activity	Strong Authority	Minimally Equipped	Moderate Activity	Strong Authority	Minimally Equipped	Minimal Activity	Not Applicable	Not Applicable	Not Applicable
Connecticut	Strong Authority	Minimally Equipped	Moderate Activity	Strong Authority	Minimally Equipped	Moderate Activity	Strong Authority	Minimally Equipped	Minimal Activity	Moderate Authority	Not Equipped	Not Active
Delaware*	Strong Authority	Moderately Equipped	Very Active	Strong Authority	Moderately Equipped	Very Active	Strong Authority	Moderately Equipped	Moderate Activity	Minimal Authority	Minimally Equipped	Minimal Activity
Florida	Strong Authority	Moderately Equipped	Very Active	Strong Authority	Moderately Equipped	Very Active	Strong Authority	Minimally Equipped	Very Active	Strong Authority	Not Equipped	Not Active
Georgia	Strong Authority	Minimally Equipped	Moderate Activity	Moderate Authority	Minimally Equipped	Moderate Activity	Strong Authority	Minimally Equipped	Moderate Activity	No Authority	Not Applicable	Not Applicable
Hawaii												
Idaho	Moderate Authority	Moderately Equipped	Very Active	Minimal Authority	Minimally Equipped	Moderate Activity	Minimal Authority	Minimally Equipped	Minimal Activity	No Authority	Not Equipped	Not Active
Illinois	Strong Authority	Fully Equipped	Very Active	Strong Authority	Fully Equipped	Very Active	Strong Authority	Fully Equipped	Moderate Activity	Strong Authority	Fully Equipped	Very Active
Indiana*	Strong Authority	Moderately Equipped	Very Active	Strong Authority	Moderately Equipped	Very Active	Strong Authority	Moderately Equipped	Very Active	Moderate Authority	Moderately Equipped	Moderate Activity
Iowa	Moderate Authority	Minimally Equipped	Moderate Activity	Minimal Authority	Minimally Equipped	Minimal Activity	Moderate Authority	Minimally Equipped	Moderate Activity	No Authority	Not Applicable	Not Applicable
Kansas	Strong Authority	Minimally Equipped	Moderate Activity	Strong Authority	Minimally Equipped	Moderate Activity	Strong Authority	Minimally Equipped	Very Active	Minimal Authority	Not Equipped	Not Active
Kentucky	Strong Authority	Moderately Equipped	Very Active	Strong Authority	Moderately Equipped	Very Active	Strong Authority	Moderately Equipped	Moderate Activity	Strong Authority	Moderately Equipped	Moderate Activity
Louisiana	Strong Authority	Moderately Equipped	Moderate Activity	Strong Authority	Moderately Equipped	Moderate Activity	Strong Authority	Moderately Equipped	Moderate Activity	Strong Authority	Moderately Equipped	Moderate Activity
Maine	Strong Authority	Moderately Equipped	Moderate Activity	Strong Authority	Fully Equipped	Very Active	Strong Authority	Moderately Equipped	Moderate Activity	Strong Authority	Moderately Equipped	Moderate Activity
Maryland	Moderate Authority	Minimally Equipped	Moderate Activity	Strong Authority	Minimally Equipped	Very Active	Moderate Authority	Minimally Equipped	Moderate Activity	Moderate Authority	Moderately Equipped	Moderate Activity
Massachusetts	Strong Authority	Moderately Equipped	Very Active	Moderate Authority	Moderately Equipped	Moderate Activity	Strong Authority	Moderately Equipped	Moderate Activity	No Authority	Minimally Equipped	Minimal Activity
Michigan	Strong Authority	Moderately Equipped	Moderate Activity	Strong Authority	Fully Equipped	Very Active	Strong Authority	Moderately Equipped	Moderate Activity	Moderate Authority	Moderately Equipped	Moderate Activity
Minnesota	Minimal Authority	Minimally Equipped	Minimal Activity	Strong Authority	Moderately Equipped	Very Active	No Authority	Minimally Equipped	Minimal Activity	No Authority	Not Applicable	Not Applicable
Mississippi	Strong Authority	Fully Equipped	Very Active	Strong Authority	Fully Equipped	Very Active	Strong Authority	Fully Equipped	Very Active	No Authority	Not Applicable	Not Applicable
Missouri	Strong Authority	Moderately Equipped	Moderate Activity	Strong Authority	Fully Equipped	Moderate Activity	Moderate Authority	Minimally Equipped	Minimal Activity	Strong Authority	Fully Equipped	Very Active
Montana	Strong Authority	Minimally Equipped	Very Active	Strong Authority	Minimally Equipped	Very Active	Moderate Authority	Minimally Equipped	Moderate Activity	No Authority	Not Applicable	Not Applicable
Nebraska	Strong Authority	Moderately Equipped	Moderate Activity	Strong Authority	Moderately Equipped	Moderate Activity	Moderate Authority	Minimally Equipped	Minimal Activity	Moderate Authority	Minimally Equipped	Minimal Activity
Nevada	Strong Authority	Minimally Equipped	Very Active	Strong Authority	Minimally Equipped	Very Active	Moderate Authority	Minimally Equipped	Moderate Activity	Strong Authority	Moderately Equipped	Moderate Activity
New Hampshire	Moderate Authority	Minimally Equipped	Moderate Activity	Moderate Authority	Moderately Equipped	Moderate Activity	Moderate Authority	Minimally Equipped	Minimal Activity	Strong Authority	Moderately Equipped	Minimal Activity
New Jersey	Moderate Authority	Moderately Equipped	Moderate Activity	Moderate Authority	Not Equipped	Moderate Activity	Moderate Authority	Minimally Equipped	Minimal Activity	No Authority	Not Applicable	Not Applicable
New Mexico	Strong Authority	Minimally Equipped	Very Active	Strong Authority	Minimally Equipped	Very Active	Strong Authority	Minimally Equipped	Very Active	Minimal Authority	Minimally Equipped	Minimal Activity
New York	No Authority	Fully Equipped	Very Active	Strong Authority	Fully Equipped	Very Active	Strong Authority	Fully Equipped	Very Active	No Authority	Not Applicable	Not Applicable
North Carolina	Strong Authority	Fully Equipped	Very Active	Strong Authority	Moderately Equipped	Very Active	Strong Authority	Moderately Equipped	Very Active	Strong Authority	Fully Equipped	Very Active
North Dakota	Strong Authority	Fully Equipped	Moderate Activity	Strong Authority	Fully Equipped	Very Active	Strong Authority	Moderately Equipped	Moderate Activity	Strong Authority	Moderately Equipped	Moderate Activity
Ohio*	Moderate Authority	Minimally Equipped	Minimal Activity	Strong Authority	Moderately Equipped	Moderate Activity	Moderate Authority	Minimally Equipped	Minimal Activity	Moderate Authority	Minimally Equipped	Not Active
Oklahoma*	Strong Authority	Moderately Equipped	Moderate Activity	Strong Authority	Moderately Equipped	Moderate Activity	Strong Authority	Moderately Equipped	Moderate Activity	Strong Authority	Moderately Equipped	Not Active
Oregon	Strong Authority	Moderately Equipped	Very Active	Strong Authority	Moderately Equipped	Very Active	Strong Authority	Moderately Equipped	Very Active	No Authority	Not Applicable	Not Applicable
Pennsylvania	Strong Authority	Fully Equipped	Very Active	Strong Authority	Fully Equipped	Very Active	Strong Authority	Fully Equipped	Very Active	Strong Authority	Fully Equipped	Not Active
Rhode Island	Strong Authority	Moderately Equipped	Moderate Activity	Strong Authority	Moderately Equipped	Moderate Activity	Strong Authority	Moderately Equipped	Moderate Activity	No Authority	Not Applicable	Not Applicable
South Carolina	Strong Authority	Moderately Equipped	Very Active	Strong Authority	Moderately Equipped	Very Active	Strong Authority	Moderately Equipped	Moderate Activity	Strong Authority	Moderately Equipped	Moderate Activity
South Dakota	Strong Authority	Fully Equipped	Moderate Activity	Strong Authority	Fully Equipped	Very Active	Strong Authority	Fully Equipped	Very Active	Strong Authority	Minimally Equipped	Moderate Activity
Tennessee												
Texas	Strong Authority	Fully Equipped	Very Active	Strong Authority	Fully Equipped	Very Active	Strong Authority	Moderately Equipped	Moderate Activity	No Authority	Not Applicable	Not Applicable
Utah	Strong Authority	Moderately Equipped	Very Active	Strong Authority	Fully Equipped	Very Active	Strong Authority	Fully Equipped	Very Active	Strong Authority	Fully Equipped	Very Active
Vermont	Strong Authority	Moderately Equipped	Very Active	Strong Authority	Moderately Equipped	Very Active	Strong Authority	Moderately Equipped	Very Active	Not Applicable	Not Applicable	Not Applicable
Virginia*	Strong Authority	Moderately Equipped	Moderate Activity	Strong Authority	Moderately Equipped	Moderate Activity	Strong Authority	Moderately Equipped	Moderate Activity	Not Applicable	Not Applicable	Not Applicable
Washington	Strong Authority	Fully Equipped	Very Active	Strong Authority	Fully Equipped	Very Active	Strong Authority	Fully Equipped	Very Active	Strong Authority	Moderately Equipped	Very Active

State	Program establishes records-related standards/guidelines			Program approves retention and disposition schedules			Program provides consultation and training on records-related practices and procedures			Program provides micrographic or original capture digital imaging services		
	Authority	Resources	Activity	Authority	Resources	Activity	Authority	Resources	Activity	Authority	Resources	Activity
West Virginia	Strong Authority	Not Equipped	Moderate Activity	Strong Authority	Not Equipped	Moderate Activity	Moderate Authority	Not Equipped	Minimal Activity	Moderate Authority	Not Equipped	Not Active
Wisconsin	Moderate Authority	Moderately Equipped	Moderate Activity	No Authority	Not Applicable	Not Applicable	Moderate Authority	Moderately Equipped	Very Active	Strong Authority	Minimally Equipped	Minimal Activity
Wyoming	Moderate Authority	Minimally Equipped	Very Active	Moderate Authority	Minimally Equipped	Very Active	Moderate Authority	Minimally Equipped	Moderate Activity	Moderate Authority	Moderately Equipped	Very Active
District/Territory												
American Samoa	Strong Authority	Minimally Equipped	Moderate Activity	Strong Authority	Minimally Equipped	Moderate Activity	Moderate Authority	Minimally Equipped	Moderate Activity	Strong Authority	Minimally Equipped	Moderate Activity
District of Columbia	Strong Authority	Minimally Equipped	Minimal Activity	Strong Authority	Minimally Equipped	Moderate Activity	Strong Authority	Minimally Equipped	Minimal Activity	No Authority	Not Applicable	Not Applicable
Guam												
Northern Marianas												
Puerto Rico												
U.S. Virgin Islands	Strong Authority	Minimally Equipped	Not Active	Strong Authority	Not Equipped	Not Active	Strong Authority	Not Equipped	Not Active	Strong Authority	Minimally Equipped	Not Active
Records Management Only Programs												
Maryland	Moderate Authority	Moderately Equipped	Moderate Activity	Moderate Authority	Moderately Equipped	Moderate Activity	Strong Authority	Fully Equipped	Very Active	Moderate Authority		Minimal Activity
Michigan	Moderate Authority	Minimally Equipped	Minimal Activity	Strong Authority	Moderately Equipped	Moderate Activity	Moderate Authority	Minimally Equipped	Moderate Activity	Strong Authority	Fully Equipped	Very Active
Montana	Strong Authority	Moderately Equipped	Moderate Activity	Moderate Authority	Moderately Equipped	Moderate Activity	Strong Authority	Moderately Equipped	Moderate Activity	Strong Authority	Minimally Equipped	Moderate Activity
Nebraska	Minimal Authority	Minimally Equipped	Minimal Activity	Strong Authority	Minimally Equipped	Minimal Activity	Moderate Authority	Minimally Equipped	Minimal Activity	Strong Authority	Minimally Equipped	Minimal Activity
Tennessee	Moderate Authority	Moderately Equipped	Very Active	Strong Authority	Fully Equipped	Very Active	Moderate Authority	Fully Equipped	Very Active	Not Applicable	Not Applicable	Not Applicable
Wisconsin	Strong Authority	Moderately Equipped	Moderate Activity	No Authority	Not Applicable	Not Applicable	Strong Authority	Moderately Equipped	Moderate Activity	Not Applicable	Not Applicable	Not Applicable

*Indicates newly submitted data; all other data is carried forward from 2020 survey.

TABLE 12B. Authority, Resources and Activity in Support of Executive Branch Agencies*

State	Program accessions paper records into the state archives/and or regional repositories			Program accessions born-digital electronic records into the state archives and/or regional repositories			Program accessions other formats (such as audio visual materials) into the state archives and/or regional repositories			Program provides security storage for microfilm and/or electronic media		
	Authority	Resources	Activity	Authority	Resources	Activity	Authority	Resources	Activity	Authority	Resources	Activity
Alabama	Moderate Authority	Moderately Equipped	Moderate Activity	Moderate Authority	Moderately Equipped	Moderate Activity	Strong Authority	Minimally Equipped	Minimal Activity	No Authority	Not Applicable	Not Applicable
Alaska*	Strong Authority	Fully Equipped	Very Active	Strong Authority	Moderately Equipped	Minimal Activity	Strong Authority	Fully Equipped	Very Active	Strong Authority	Moderately Equipped	Moderate Activity
Arizona*	Strong Authority	Moderately Equipped	Very Active	Strong Authority	Minimally Equipped	Not Active	Strong Authority	Minimally Equipped	Minimal Activity	Strong Authority	Moderately Equipped	Minimal Activity
Arkansas	Minimal Authority	Minimally Equipped	Minimal Activity	No Authority	Not Applicable	Not Applicable	No Authority	Not Applicable	Not Applicable	No Authority	Not Applicable	Not Applicable
California												
Colorado	Strong Authority	Moderately Equipped	Minimal Activity	Moderate Authority	Moderately Equipped	Minimal Activity	Strong Authority	Fully Equipped	Minimal Activity	Strong Authority	Moderately Equipped	Moderate Activity
Connecticut	Strong Authority	Moderately Equipped	Moderate Activity	Strong Authority	Moderately Equipped	Minimal Activity	Strong Authority	Minimally Equipped	Minimal Activity	Strong Authority	Minimally Equipped	Minimal Activity
Delaware*	Strong Authority	Moderately Equipped	Very Active	Moderate Authority	Moderately Equipped	Moderate Activity	Minimal Authority	Minimally Equipped	Minimal Activity	Strong Authority	Moderately Equipped	Very Active
Florida	Strong Authority	Moderately Equipped	Very Active	Strong Authority	Minimally Equipped	Moderate Activity	Strong Authority	Moderately Equipped	Very Active	Strong Authority	Moderately Equipped	Moderate Activity
Georgia	Strong Authority	Minimally Equipped	Minimal Activity	Strong Authority	Minimally Equipped	Minimal Activity	Strong Authority	Minimally Equipped	Minimal Activity	Strong Authority	Minimally Equipped	Moderate Activity
Hawaii												
Idaho	Strong Authority	Fully Equipped	Very Active	Strong Authority	Not Equipped	Not Active	Strong Authority	Moderately Equipped	Minimal Activity	Strong Authority	Not Equipped	Not Active
Illinois	Strong Authority	Fully Equipped	Very Active	Strong Authority	Minimally Equipped	Minimal Activity	Strong Authority	Moderately Equipped	Minimal Activity	Strong Authority	Fully Equipped	Very Active
Indiana*	Strong Authority	Minimally Equipped	Very Active	Moderate Authority	Minimally Equipped	Moderate Activity	Strong Authority	Minimally Equipped	Moderate Activity	Strong Authority	Minimally Equipped	Moderate Activity
Iowa	Strong Authority	Minimally Equipped	Minimal Activity	Minimal Authority	Minimally Equipped	Minimal Activity	Minimal Authority	Minimally Equipped	Minimal Activity	No Authority	Not Applicable	Not Applicable
Kansas	Strong Authority	Minimally Equipped	Moderate Activity	Strong Authority	Minimally Equipped	Minimal Activity	Strong Authority	Minimally Equipped	Minimal Activity	Minimal Authority	Not Equipped	Not Active
Kentucky	Strong Authority	Moderately Equipped	Minimal Activity	Strong Authority	Moderately Equipped	Moderate Activity	Strong Authority	Moderately Equipped	Minimal Activity	Strong Authority	Fully Equipped	Very Active
Louisiana*	Strong Authority	Moderately Equipped	Moderate Activity	Strong Authority	Moderately Equipped	Minimal Activity	Strong Authority	Moderately Equipped	Moderate Activity	Strong Authority	Moderately Equipped	Moderate Activity
Maine	Strong Authority	Minimally Equipped	Minimal Activity	Strong Authority	Minimally Equipped	Minimal Activity	Strong Authority	Moderately Equipped	Minimal Activity	Strong Authority	Moderately Equipped	Moderate Activity
Maryland	Moderate Authority	Minimally Equipped	Minimal Activity	Moderate Authority	Minimally Equipped	Moderate Activity	Moderate Authority	Minimally Equipped	Minimal Activity	Moderate Authority	Not Equipped	Not Applicable
Massachusetts	Strong Authority	Moderately Equipped	Very Active	Strong Authority	Moderately Equipped	Minimal Activity	Strong Authority	Moderately Equipped	Very Active	Strong Authority	Fully Equipped	Very Active
Michigan	Strong Authority	Moderately Equipped	Very Active	Strong Authority	Moderately Equipped	Moderate Activity	Strong Authority	Moderately Equipped	Moderate Activity	Strong Authority	Moderately Equipped	Minimal Activity
Minnesota	Strong Authority	Moderately Equipped	Very Active	Strong Authority	Moderately Equipped	Very Active	Strong Authority	Moderately Equipped	Very Active	No Authority	Not Applicable	Not Applicable
Mississippi	Strong Authority	Fully Equipped	Very Active	Strong Authority	Fully Equipped	Very Active	Strong Authority	Fully Equipped	Very Active	Strong Authority	Fully Equipped	Very Active
Missouri	Strong Authority	Moderately Equipped	Moderate Activity	Strong Authority	Minimally Equipped	Minimal Activity	Strong Authority	Minimally Equipped	Minimal Activity	Strong Authority	Moderately Equipped	Very Active
Montana	Strong Authority	Moderately Equipped	Very Active	Strong Authority	Moderately Equipped	Moderate Activity	Strong Authority	Moderately Equipped	Moderate Activity	Not Applicable	Not Applicable	Not Applicable
Nebraska	Strong Authority	Moderately Equipped	Very Active	Strong Authority	Moderately Equipped	Moderate Activity	Moderate Authority	Moderately Equipped	Moderate Activity	Strong Authority	Moderately Equipped	Moderate Activity
Nevada	Strong Authority	Moderately Equipped	Moderate Activity	Strong Authority	Not Equipped	Minimal Activity	Strong Authority	Minimally Equipped	Minimal Activity	No Authority	Not Applicable	Not Applicable
New Hampshire	Strong Authority	Minimally Equipped	Moderate Activity	Moderate Authority	Minimally Equipped	Not Active	Moderate Authority	Minimally Equipped	Minimal Activity	Strong Authority	Moderately Equipped	Very Active
New Jersey	Strong Authority	Moderately Equipped	Very Active	Strong Authority	Minimally Equipped	Minimal Activity	Minimal Authority	Minimally Equipped	Minimal Activity	No Authority	Not Applicable	Not Applicable
New Mexico	Strong Authority	Minimally Equipped	Very Active	Strong Authority	Minimally Equipped	Very Active	Strong Authority	Minimally Equipped	Moderate Activity	Strong Authority	Minimally Equipped	Very Active
New York	Strong Authority	Fully Equipped	Very Active	Strong Authority	Fully Equipped	Very Active	Strong Authority	Fully Equipped	Very Active	Strong Authority	Fully Equipped	Very Active
North Carolina	Strong Authority	Moderately Equipped	Very Active	Strong Authority	Moderately Equipped	Very Active	Strong Authority	Moderately Equipped	Very Active	Strong Authority	Moderately Equipped	Very Active
North Dakota	Strong Authority	Fully Equipped	Very Active	Strong Authority	Fully Equipped	Very Active	Strong Authority	Fully Equipped	Very Active	Strong Authority	Fully Equipped	Very Active
Ohio*	Strong Authority	Moderately Equipped	Moderate Activity	Strong Authority	Moderately Equipped	Moderate Activity	Strong Authority	Minimally Equipped	Minimal Activity	Moderate Authority	Minimally Equipped	Not Active
Oklahoma*	Strong Authority	Minimally Equipped	Moderate Activity	Strong Authority	Not Equipped	Minimal Activity	Strong Authority	Minimally Equipped	Not Active	Strong Authority	Minimally Equipped	Minimal Activity
Oregon	Strong Authority	Fully Equipped	Very Active	Strong Authority	Moderately Equipped	Moderate Activity	Strong Authority	Fully Equipped	Very Active	Strong Authority	Fully Equipped	Very Active
Pennsylvania	Strong Authority	Fully Equipped	Very Active	Strong Authority	Moderately Equipped	Moderate Activity	Strong Authority	Fully Equipped	Very Active	Strong Authority	Fully Equipped	Very Active
Rhode Island	Strong Authority	Moderately Equipped	Moderate Activity	Strong Authority	Moderately Equipped	Minimal Activity	Strong Authority	Moderately Equipped	Minimal Activity	Strong Authority	Moderately Equipped	Very Active
South Carolina	Strong Authority	Moderately Equipped	Very Active	Strong Authority	Moderately Equipped	Moderate Activity	Strong Authority	Moderately Equipped	Moderate Activity	Strong Authority	Moderately Equipped	Minimal Activity
South Dakota	Strong Authority	Fully Equipped	Very Active	Strong Authority	Minimally Equipped	Very Active	Strong Authority	Fully Equipped	Moderate Activity	Strong Authority	Minimally Equipped	Very Active
Tennessee												
Texas	Strong Authority	Moderately Equipped	Very Active	Strong Authority	Fully Equipped	Very Active	Strong Authority	Fully Equipped	Very Active	No Authority	Not Applicable	Not Applicable
Utah	Strong Authority	Fully Equipped	Very Active	Strong Authority	Minimally Equipped	Moderate Activity	Strong Authority	Moderately Equipped	Moderate Activity	Strong Authority	Fully Equipped	Very Active
Vermont	Strong Authority	Moderately Equipped	Very Active	Strong Authority	Moderately Equipped	Very Active	Strong Authority	Moderately Equipped	Very Active	Strong Authority	Moderately Equipped	Very Active
Virginia*	Strong Authority	Moderately Equipped	Very Active	Strong Authority	Moderately Equipped	Moderate Activity	Strong Authority	Moderately Equipped	Minimal Activity	Strong Authority	Moderately Equipped	Moderate Activity
Washington	Strong Authority	Moderately Equipped	Very Active	Strong Authority	Moderately Equipped	Very Active	Strong Authority	Fully Equipped	Very Active	Strong Authority	Moderately Equipped	Very Active
West Virginia	Strong Authority	Moderately Equipped	Moderate Activity	Strong Authority	Minimally Equipped	Moderate Activity	Strong Authority	Moderately Equipped	Minimal Activity	Moderate Authority	Moderately Equipped	Minimal Activity
Wisconsin	Strong Authority	Fully Equipped	Very Active	Strong Authority	Minimally Equipped	Minimal Activity	Strong Authority	Moderately Equipped	Moderate Activity	Strong Authority	Minimally Equipped	Minimal Activity

State	Program accessions paper records into the state archives/and or regional repositories			Program accessions born-digital electronic records into the state archives and/or regional repositories			Program accessions other formats (such as audio visual materials) into the state archives and/or regional repositories			Program provides security storage for microfilm and/or electronic media		
	Authority	Resources	Activity	Authority	Resources	Activity	Authority	Resources	Activity	Authority	Resources	Activity
Wyoming	Strong Authority	Moderately Equipped	Very Active	Strong Authority	Moderately Equipped	Moderate Activity	Strong Authority	Minimally Equipped	Moderate Activity	Strong Authority	Moderately Equipped	Very Active
District/Territory												
American Samoa	Strong Authority	Moderately Equipped	Very Active	Strong Authority	Minimally Equipped	Minimal Activity	Strong Authority	Minimally Equipped	Moderate Activity	Strong Authority	Moderately Equipped	Very Active
District of Columbia	Strong Authority	Minimally Equipped	Moderate Activity	Strong Authority	Minimally Equipped	Not Active	Strong Authority	Minimally Equipped	Minimal Activity	No Authority	Not Applicable	Not Applicable
Guam												
Northern Marianas												
Puerto Rico												
U.S. Virgin Islands	Strong Authority	Not Equipped	Not Active	Strong Authority	Not Equipped	Not Active	Strong Authority	Not Equipped	Not Active	Strong Authority	Not Equipped	Not Active
Records Management Only Programs												
Maryland	Moderate Authority	Moderately Equipped	Very Active	Minimal Authority	Minimally Equipped	Minimal Activity	Minimal Authority	Minimally Equipped	Minimal Activity	Moderate Authority	Moderately Equipped	Not Active
Michigan	Strong Authority	Fully Equipped	Very Active	Moderate Authority	Moderately Equipped	Very Active	Not Applicable	Not Applicable	Not Applicable	Moderate Authority	Fully Equipped	Minimal Activity
Montana	Strong Authority	Moderately Equipped	Moderate Activity	Strong Authority	Moderately Equipped	Moderate Activity	Strong Authority	Minimally Equipped	Minimal Activity	Strong Authority	Minimally Equipped	Moderate Activity
Nebraska	Moderate Authority	Moderately Equipped	Moderate Activity	No Authority	Not Equipped	Not Active	Minimal Authority	Minimally Equipped	Minimal Activity	Minimal Authority	Minimally Equipped	Minimal Activity
Tennessee	Strong Authority	Fully Equipped	Very Active	Not Applicable	Not Applicable	Not Applicable	Strong Authority	Fully Equipped	Not Active	Strong Authority	Fully Equipped	Minimal Activity
Wisconsin	Strong Authority	Fully Equipped	Very Active	Not Applicable	Not Applicable	Not Applicable	Strong Authority	Moderately Equipped	Moderate Activity	Strong Authority	Fully Equipped	Very Active

*Indicates newly submitted data; all other data is carried forward from 2020 survey.

TABLE 12C. Authority, Resources and Activity in Support of Executive Branch Agencies*

State	Program provides conservation services			Program provides preservation services			Program provides training to state government officials and employees			Program provides security storage for non-permanent microfilm and/or digital content**		
	Authority	Resources	Activity	Authority	Resources	Activity	Authority	Resources	Activity	Authority	Resources	Activity
Alabama	No Authority	Minimally Equipped	Not Applicable	Moderate Authority	Minimally Equipped	Minimal Activity	Moderate Authority	Moderately Equipped	Moderate Activity	No Authority	Not Applicable	Not Applicable
Alaska*	Strong Authority	Moderately Equipped	Not Active	Strong Authority	Moderately Equipped	Minimal Activity	Strong Authority	Minimally Equipped	Minimal Activity	Strong Authority	Fully Equipped	Minimal Activity
Arizona*	Moderate Authority	Minimally Equipped	Moderate Activity	Moderate Authority	Minimally Equipped	Minimal Activity	Strong Authority	Minimally Equipped	Moderate Activity	Not Applicable	Not Applicable	Not Applicable
Arkansas	No Authority	Not Applicable	Not Applicable	No Authority	Not Applicable	Not Applicable	Minimal Authority	Minimally Equipped	Minimal Activity	Not Applicable	Not Applicable	Not Applicable
California										Moderate Authority	Moderately Equipped	Moderate Activity
Colorado	Not Applicable	Not Applicable	Not Applicable	Moderate Authority	Moderately Equipped	Minimal Activity	Strong Authority	Moderately Equipped	Minimal Activity	Strong Authority	Moderately Equipped	Minimal Activity
Connecticut	Minimal Authority	Not Equipped	Not Active	Strong Authority	Minimally Equipped	Minimal Activity	Strong Authority	Moderately Equipped	Minimal Activity	Moderate Authority	Not Equipped	Not Active
Delaware*	Moderate Authority	Minimally Equipped	Minimal Activity	Minimal Authority	Minimally Equipped	Minimal Activity	Strong Authority	Moderately Equipped	Very Active	Strong Authority	Moderately Equipped	Minimal Activity
Florida	Strong Authority	Not Equipped	Not Active	Strong Authority	Not Equipped	Not Active	Strong Authority	Minimally Equipped	Very Active	Strong Authority	Minimally Equipped	Moderate Activity
Georgia	Strong Authority	Moderately Equipped	Moderate Activity	Strong Authority	Minimally Equipped	Moderate Activity	Strong Authority	Moderately Equipped	Moderate Activity			
Hawaii												
Idaho	No Authority	Not Equipped	Not Active	Strong Authority	Moderately Equipped	Moderate Activity	Minimal Authority	Minimally Equipped	Moderate Activity			
Illinois	Strong Authority	Fully Equipped	Very Active	Strong Authority	Moderately Equipped	Moderate Activity	Strong Authority	Moderately Equipped	Moderate Activity	Minimal Authority	Minimally Equipped	Minimal Activity
Indiana*	Strong Authority	Moderately Equipped	Very Active	Strong Authority	Moderately Equipped	Very Active	Strong Authority	Moderately Equipped	Very Active	Moderate Authority	Minimally Equipped	Minimal Activity
Iowa	No Authority	Not Applicable	Not Applicable	No Authority	Not Applicable	Not Applicable	Minimal Authority	Minimally Equipped	Minimal Activity	Minimal Authority	Not Equipped	Minimal Activity
Kansas	Minimal Authority	Not Equipped	Not Active	Minimal Authority	Not Equipped	Not Active	Strong Authority	Minimally Equipped	Very Active			
Kentucky	Strong Authority	Minimally Equipped	Minimal Activity	Strong Authority	Minimally Equipped	Minimal Activity	Strong Authority	Fully Equipped	Very Active	Not Applicable	Not Applicable	Not Applicable
Louisiana*	Strong Authority	Minimally Equipped	Minimal Activity	Strong Authority	Minimally Equipped	Minimal Activity	Strong Authority	Moderately Equipped	Moderate Activity	Not Applicable	Not Applicable	Not Applicable
Maine	Not Applicable	Not Equipped	Not Active	Strong Authority	Moderately Equipped	Moderate Activity	Strong Authority	Fully Equipped	Very Active	Minimal Authority	Minimally Equipped	Minimal Activity
Maryland	Moderate Authority	Moderately Equipped	Moderate Activity	Moderate Authority	Moderately Equipped	Moderate Activity	Minimal Authority	Not Equipped	Moderate Activity			
Massachusetts	No Authority	Minimally Equipped	Minimal Activity	No Authority	Minimally Equipped	Minimal Activity	No Authority	Moderately Equipped	Moderate Activity	No Authority	Minimally Equipped	Minimal Activity
Michigan	Strong Authority	Minimally Equipped	Not Active	Strong Authority	Moderately Equipped	Moderate Activity	Strong Authority	Minimally Equipped	Moderate Activity	Strong Authority	Minimally Equipped	Moderate Activity
Minnesota	No Authority	Not Applicable	Not Applicable	No Authority	Not Applicable	Not Applicable	Moderate Authority	Minimally Equipped	Minimal Activity	Not Applicable	Not Applicable	Not Applicable
Mississippi	Strong Authority	Moderately Equipped	Very Active	Strong Authority	Fully Equipped	Very Active	Strong Authority	Fully Equipped	Very Active	Not Applicable	Not Applicable	Not Applicable
Missouri	Strong Authority	Fully Equipped	Very Active	Strong Authority	Minimally Equipped	Moderate Activity	Moderate Authority	Minimally Equipped	Minimal Activity	Moderate Authority	Moderately Equipped	Moderate Activity
Montana	Strong Authority	Minimally Equipped	Minimal Activity	Strong Authority	Minimally Equipped	Not Active	Moderate Authority	Minimally Equipped	Minimal Activity			
Nebraska	Not Applicable	Not Applicable	Not Applicable	Not Applicable	Not Applicable	Not Applicable	Moderate Authority	Minimally Equipped	Minimal Activity			
Nevada	No Authority	Not Equipped	Not Applicable	No Authority	Not Equipped	Minimal Activity	Moderate Authority	Minimally Equipped	Not Active	Strong Authority	Minimally Equipped	Minimal Activity
New Hampshire	No Authority	Not Applicable	Not Applicable	No Authority	Not Applicable	Not Applicable	Moderate Authority	Minimally Equipped	Not Active			
New Jersey	No Authority	Not Applicable	Not Applicable	No Authority	Not Applicable	Not Applicable	Moderate Authority	Minimally Equipped	Minimal Activity			
New Mexico	Strong Authority	Minimally Equipped	Very Active	Strong Authority	Minimally Equipped	Very Active	Strong Authority	Minimally Equipped	Very Active			
New York	No Authority	Not Applicable	Not Applicable	Strong Authority	Fully Equipped	Not Applicable	Strong Authority	Fully Equipped	Very Active	Strong Authority	Minimally Equipped	Minimal Activity
North Carolina	No Authority	Not Applicable	Not Applicable	Strong Authority	Moderately Equipped	Moderate Activity	Strong Authority	Moderately Equipped	Very Active			
North Dakota	No Authority	Minimally Equipped	Not Active	Moderate Authority	Moderately Equipped	Moderate Activity	Strong Authority	Moderately Equipped	Moderate Activity			
Ohio*	Moderate Authority	Not Equipped	Not Active	Moderate Authority	Not Equipped	Not Active	Moderate Authority	Minimally Equipped	Minimal Activity	No Authority	Not Applicable	Not Applicable
Oklahoma*	Strong Authority	Not Equipped	Not Active	Strong Authority	Not Equipped	Not Active	Strong Authority	Minimally Equipped	Moderate Activity			
Oregon	No Authority	Not Applicable	Not Applicable	No Authority	Not Applicable	Not Applicable	Strong Authority	Moderately Equipped	Very Active			
Pennsylvania	Not Applicable	Not Applicable	Not Applicable	Not Applicable	Not Applicable	Not Applicable	Strong Authority	Fully Equipped	Very Active	Minimal Authority	Moderately Equipped	Moderate Activity
Rhode Island	No Authority	Not Applicable	Not Applicable	Strong Authority	Minimally Equipped	Minimal Activity	Strong Authority	Moderately Equipped	Moderate Activity	Not Applicable	Minimally Equipped	Not Applicable
South Carolina	Strong Authority	Moderately Equipped	Moderate Activity	Strong Authority	Moderately Equipped	Moderate Activity	Strong Authority	Moderately Equipped	Moderate Activity	Not Applicable	Not Applicable	Not Applicable
South Dakota	Minimal Authority	Not Equipped	Not Active	Strong Authority	Minimally Equipped	Very Active	Strong Authority	Fully Equipped	Very Active	Not Applicable	Not Applicable	Not Applicable
Tennessee										Not Applicable	Not Applicable	Not Applicable
Texas	No Authority	Moderately Equipped	Moderate Activity	No Authority	Moderately Equipped	Moderate Activity	Strong Authority	Moderately Equipped	Moderate Activity			
Utah	No Authority	Not Applicable	Not Applicable	Strong Authority	Fully Equipped	Very Active	Strong Authority	Fully Equipped	Very Active	Strong Authority	Moderately Equipped	Very Active
Vermont	Not Applicable	Not Applicable	Not Applicable	Strong Authority	Moderately Equipped	Very Active	Strong Authority	Moderately Equipped	Very Active	Strong Authority	Fully Equipped	Very Active
Virginia*	Not Applicable	Not Applicable	Not Applicable	Not Applicable	Not Applicable	Not Applicable	Strong Authority	Moderately Equipped	Moderate Activity	Not Applicable	Not Applicable	Not Applicable
Washington	Strong Authority	Not Equipped	Not Active	Strong Authority	Moderately Equipped	Very Active	Strong Authority	Fully Equipped	Very Active	Strong Authority	Fully Equipped	Very Active
West Virginia	Moderate Authority	Minimally Equipped	Not Active	Moderate Authority	Moderately Equipped	Minimal Activity	Moderate Authority	Not Equipped	Minimal Activity	Not Applicable	Not Applicable	Not Applicable
Wisconsin	Strong Authority	Minimally Equipped	Minimal Activity	Strong Authority	Minimally Equipped	Minimal Activity	Strong Authority	Moderately Equipped	Moderate Activity	Not Applicable	Not Applicable	Not Applicable
Wyoming	No Authority	Not Applicable	Not Applicable	Minimal Authority	Minimally Equipped	Moderate Activity	Moderate Authority	Minimally Equipped	Moderate Activity	Moderate Authority	Moderately Equipped	Moderate Activity

State	Program provides conservation services			Program provides preservation services			Program provides training to state government officials and employees			Program provides security storage for non-permanent microfilm and/or digital content**		
	Authority	Resources	Activity	Authority	Resources	Activity	Authority	Resources	Activity	Authority	Resources	Activity
District/Territory												
American Samoa	Strong Authority	Moderately Equipped	Very Active	Moderate Authority	Fully Equipped	Very Active	Moderate Authority	Minimally Equipped	Moderate Activity			
District of Columbia	No Authority	Not Applicable	Not Applicable	No Authority	Not Applicable	Not Applicable	Strong Authority	Minimally Equipped	Minimal Activity			
Guam												
Northern Marianas												
Puerto Rico												
U.S. Virgin Islands	Strong Authority	Not Equipped	Not Active	Strong Authority	Not Equipped	Not Active	Strong Authority	Not Equipped	Not Active			
Records Management Only Programs												
Maryland	No Authority	Not Equipped	Not Applicable	Not Applicable	Not Applicable	Not Applicable	Strong Authority	Fully Equipped	Very Active			
Michigan	Not Applicable	Not Applicable	Not Applicable	Not Applicable	Not Applicable	Not Applicable	Moderate Authority	Minimally Equipped	Moderate Activity			
Montana	Moderate Authority	Minimally Equipped	Minimal Activity	Moderate Authority	Minimally Equipped	Minimal Activity	Strong Authority	Minimally Equipped	Minimal Activity			
Nebraska	No Authority	Not Equipped	Not Active	No Authority	Not Equipped	Not Active	Moderate Authority	Moderately Equipped	Moderate Activity			
Tennessee	Not Applicable	Not Applicable	Not Applicable	Not Applicable	Not Applicable	Not Applicable	Moderate Authority	Fully Equipped	Very Active			
Wisconsin	No Authority	Not Applicable	Not Applicable	No Authority	Not Applicable	Not Applicable	Strong Authority	Moderately Equipped	Moderate Activity			

*Indicates newly submitted data; all other data is carried forward from 2020 survey.

** New question for FY2022 survey

TABLE 12D. Authority, Resources and Activity in Support of Executive Branch Agencies*

State	Other 1			Other 2			Other 3			Please describe any "Other" additions you rated.
	Authority	Resources	Activity	Authority	Resources	Activity	Authority	Resources	Activity	
Alabama	Moderate Authority	Moderately Equipped	Moderate Activity	Not Applicable	Not Applicable	Not Applicable	Not Applicable	Not Applicable	Not Applicable	
Alaska*	Strong Authority	Moderately Equipped	Moderate Activity	Not Applicable	Not Applicable	Not Applicable	Not Applicable	Not Applicable	Not Applicable	
Arizona*	Not Applicable	Not Applicable	Not Applicable	Strong Authority	Moderately Equipped	Moderate Activity	Not Applicable	Not Applicable	Not Applicable	
Arkansas	Not Applicable	Not Applicable	Not Applicable	Not Applicable	Not Applicable	Not Applicable	Not Applicable	Not Applicable	Not Applicable	
California										
Colorado	Moderate Authority	Minimally Equipped	Minimal Activity	Moderate Authority	Minimally Equipped	Minimal Activity	Moderate Authority	Minimally Equipped	Minimal Activity	
Connecticut	Not Applicable	Not Applicable	Not Applicable	Not Applicable	Not Applicable	Not Applicable	Not Applicable	Not Applicable	Not Applicable	
Delaware*	Strong Authority	Moderately Equipped	Very Active	Moderate Authority	Moderately Equipped	Moderate Activity	Moderate Authority	Moderately Equipped	Moderate Activity	
Florida	Not Applicable	Not Applicable	Not Applicable	Not Applicable	Not Applicable	Not Applicable	Not Applicable	Not Applicable	Not Applicable	
Georgia	Strong Authority	Minimally Equipped	Moderate Activity	Strong Authority	Minimally Equipped	Moderate Activity	Strong Authority	Minimally Equipped	Moderate Activity	
Hawaii										
Idaho	Not Applicable	Not Applicable	Not Applicable	Not Applicable	Not Applicable	Not Applicable	Not Applicable	Not Applicable	Not Applicable	
Illinois	Not Applicable	Not Applicable	Not Applicable	Not Applicable	Not Applicable	Not Applicable	Not Applicable	Not Applicable	Not Applicable	
Indiana*	Not Applicable	Not Applicable	Not Applicable	Not Applicable	Not Applicable	Not Applicable	Not Applicable	Not Applicable	Not Applicable	
Iowa	Not Applicable	Not Applicable	Not Applicable	Not Applicable	Not Applicable	Not Applicable	Not Applicable	Not Applicable	Not Applicable	
Kansas	Not Applicable	Not Applicable	Not Applicable	Not Applicable	Not Applicable	Not Applicable	Not Applicable	Not Applicable	Not Applicable	
Kentucky	Not Applicable	Not Applicable	Not Applicable	Not Applicable	Not Applicable	Not Applicable	Not Applicable	Not Applicable	Not Applicable	
Louisiana*	Not Applicable	Not Applicable	Not Applicable	Not Applicable	Not Applicable	Not Applicable	Not Applicable	Not Applicable	Not Applicable	
Maine	Not Applicable	Not Applicable	Not Applicable	Not Applicable	Not Applicable	Not Applicable	Not Applicable	Not Applicable	Not Applicable	
Maryland	Moderate Authority	Minimally Equipped	Moderate Activity	Not Applicable	Not Applicable	Not Applicable	Not Applicable	Not Applicable	Not Applicable	4.11 Artistic Property: Care and preservation of state-owned art collection
Massachusetts	Not Applicable	Not Applicable	Not Applicable	Not Applicable	Not Applicable	Not Applicable	Not Applicable	Not Applicable	Not Applicable	
Michigan	Not Applicable	Not Applicable	Not Applicable	Not Applicable	Not Applicable	Not Applicable	Not Applicable	Not Applicable	Not Applicable	
Minnesota	Not Applicable	Not Applicable	Not Applicable	Not Applicable	Not Applicable	Not Applicable	Not Applicable	Not Applicable	Not Applicable	
Mississippi	Not Applicable	Not Applicable	Not Applicable	Not Applicable	Not Applicable	Not Applicable	Not Applicable	Not Applicable	Not Applicable	
Missouri	Strong Authority	Moderately Equipped	Moderate Activity	Not Applicable	Not Applicable	Not Applicable	Not Applicable	Not Applicable	Not Applicable	4.11–41N would include both executive agencies inside and outside the Governor' administration as well as boards and commissions and other independent state agencies.
Montana	Moderate Authority	Moderately Equipped	Moderate Activity	Moderate Authority	Moderately Equipped	Moderate Activity	Moderate Authority	Moderately Equipped	Moderate Activity	
Nebraska	Not Applicable	Not Applicable	Not Applicable	Not Applicable	Not Applicable	Not Applicable	Not Applicable	Not Applicable	Not Applicable	
Nevada	Strong Authority	Minimally Equipped	Minimal Activity	Strong Authority	Minimally Equipped	Minimal Activity	Strong Authority	Minimally Equipped	Minimal Activity	
New Hampshire	Not Applicable	Not Applicable	Not Applicable	Not Applicable	Not Applicable	Not Applicable	Not Applicable	Not Applicable	Not Applicable	
New Jersey	Not Applicable	Not Applicable	Not Applicable	Not Applicable	Not Applicable	Not Applicable	Not Applicable	Not Applicable	Not Applicable	
New Mexico	Not Applicable	Not Applicable	Not Applicable	Not Applicable	Not Applicable	Not Applicable	Not Applicable	Not Applicable	Not Applicable	
New York	Not Applicable	Not Applicable	Not Applicable	Not Applicable	Not Applicable	Not Applicable	Not Applicable	Not Applicable	Not Applicable	
North Carolina	Not Applicable	Not Applicable	Not Applicable	Not Applicable	Not Applicable	Not Applicable	Not Applicable	Not Applicable	Not Applicable	
North Dakota	Not Applicable	Not Applicable	Not Applicable	Not Applicable	Not Applicable	Not Applicable	Not Applicable	Not Applicable	Not Applicable	
Ohio*	Not Applicable	Not Applicable	Not Applicable	Not Applicable	Not Applicable	Not Applicable	Not Applicable	Not Applicable	Not Applicable	
Oklahoma*	Strong Authority	Moderately Equipped	Moderate Activity	Strong Authority	Moderately Equipped	Moderate Activity	Strong Authority	Moderately Equipped	Not Applicable	
Oregon	Strong Authority	Fully Equipped	Very Active	Strong Authority	Fully Equipped	Very Active	Not Applicable	Not Applicable	Not Applicable	
Pennsylvania	Not Applicable	Not Applicable	Not Applicable	Not Applicable	Not Applicable	Not Applicable	Not Applicable	Not Applicable	Not Applicable	
Rhode Island	Not Applicable	Not Applicable	Not Applicable	Not Applicable	Not Applicable	Not Applicable	Not Applicable	Not Applicable	Not Applicable	
South Carolina	Not Applicable	Not Applicable	Not Applicable	Not Applicable	Not Applicable	Not Applicable	Not Applicable	Not Applicable	Not Applicable	
South Dakota	Not Applicable	Not Applicable	Not Applicable	Not Applicable	Not Applicable	Not Applicable	Not Applicable	Not Applicable	Not Applicable	
Tennessee										
Texas	Not Applicable	Not Applicable	Not Applicable	Not Applicable	Not Applicable	Not Applicable	Not Applicable	Not Applicable	Not Applicable	
Utah	Not Applicable	Not Applicable	Not Applicable	Not Applicable	Not Applicable	Not Applicable	Not Applicable	Not Applicable	Not Applicable	
Vermont	Not Applicable	Not Applicable	Not Applicable	Not Applicable	Not Applicable	Not Applicable	Not Applicable	Not Applicable	Not Applicable	
Virginia*	Not Applicable	Not Applicable	Not Applicable	Not Applicable	Not Applicable	Not Applicable	Not Applicable	Not Applicable	Not Applicable	
Washington	Not Applicable	Not Applicable	Not Applicable	Not Applicable	Not Applicable	Not Applicable	Not Applicable	Not Applicable	Not Applicable	
West Virginia	Not Applicable	Not Applicable	Not Applicable	Not Applicable	Not Applicable	Not Applicable	Not Applicable	Not Applicable	Not Applicable	
Wisconsin	Not Applicable	Not Applicable	Not Applicable	Not Applicable	Not Applicable	Not Applicable	Not Applicable	Not Applicable	Not Applicable	
Wyoming	Not Applicable	Not Applicable	Not Applicable	Not Applicable	Not Applicable	Not Applicable	Not Applicable	Not Applicable	Not Applicable	

State	Other 1			Other 2			Other 3			Please describe any "Other" additions you rated.
	Authority	Resources	Activity	Authority	Resources	Activity	Authority	Resources	Activity	
District/Territory										
American Samoa	Not Applicable	Not Applicable	Not Applicable	Not Applicable	Not Applicable	Not Applicable	Not Applicable	Not Applicable	Not Applicable	
District of Columbia	Not Applicable	Not Applicable	Not Applicable	Not Applicable	Not Applicable	Not Applicable	Not Applicable	Not Applicable	Not Applicable	
Guam										
Northern Marianas										
Puerto Rico										
U.S. Virgin Islands	Not Applicable	Not Applicable	Not Applicable	Not Applicable	Not Applicable	Not Applicable	Not Applicable	Not Applicable	Not Applicable	
Records Management Only Programs										
Maryland	Moderate Authority	Moderately Equipped	Moderate Activity	Moderate Authority	Moderately Equipped	Moderate Activity	Moderate Authority	Moderately Equipped	Moderate Activity	
Michigan	Moderate Authority	Minimally Equipped	Minimal Activity	Not Applicable	Not Applicable	Not Applicable	Not Applicable	Not Applicable	Not Applicable	Other 1—Electronic Signature service (Michigan RMS began providing this service in March 2020)
Montana	Moderate Authority	Moderately Equipped	Moderate Activity	Moderate Authority	Moderately Equipped	Moderate Activity	Moderate Authority	Moderately Equipped	Moderate Activity	
Nebraska	Minimal Authority	Minimally Equipped	Minimal Activity	Minimal Authority	Minimally Equipped	Minimal Activity	Minimal Authority	Minimally Equipped	Minimal Activity	
Tennessee	Not Applicable	Not Applicable	Not Applicable	Not Applicable	Not Applicable	Not Applicable	Not Applicable	Not Applicable	Not Applicable	
Wisconsin	Moderate Authority	Moderately Equipped	Moderate Activity	Moderate Authority	Moderately Equipped	Moderate Activity	Strong Authority	Moderately Equipped	Moderate Activity	

*Indicates newly submitted data; all other data is carried forward from 2020 survey.

TABLE 13A. Authority, Resources and Activity in Support of Legislative Branch Agencies*

State	Program establishes records-related standards/guidelines			Program approves retention and disposition schedules			Program provides consultation and training on records-related practices and procedures			Program provides micrographic or original capture digital imaging services		
	Authority	Resources	Activity	Authority	Resources	Activity	Authority	Resources	Activity	Authority	Resources	Activity
Alabama	Moderate Authority	Moderately Equipped	Moderate Activity	Moderate Authority	Moderately Equipped	Moderate Activity	Moderate Authority	Moderately Equipped	Moderate Activity	No Authority	Not Applicable	Not Applicable
Alaska	Minimal Authority	Fully Equipped	Minimal Activity	No Authority	Fully Equipped	Minimal Activity	Minimal Authority	Moderately Equipped	Minimal Activity	Minimal Authority	Moderately Equipped	Minimal Activity
Arizona*	Minimal Authority	Moderately Equipped	Minimal Activity	Minimal Authority	Moderately Equipped	Not Active	Moderate Authority	Minimally Equipped	Minimal Activity	Not Applicable	Not Applicable	Not Applicable
Arkansas	No Authority	Not Applicable	Not Applicable	No Authority	Not Applicable	Not Applicable	Minimal Authority	Minimally Equipped	Minimal Activity	Minimal Authority	Minimally Equipped	Minimal Activity
California												
Colorado	Strong Authority	Moderately Equipped	Minimal Activity	Strong Authority	Minimally Equipped	Not Active	Strong Authority	Minimally Equipped	Minimal Activity	Not Applicable	Not Applicable	Not Applicable
Connecticut	No Authority	Not Equipped	Minimal Activity	No Authority	Not Applicable	Not Applicable	No Authority	Not Applicable	Not Applicable	No Authority	Not Applicable	Not Applicable
Delaware												
Florida*	Minimal Authority	Minimally Equipped	Minimal Activity	Minimal Authority	Moderately Equipped	Minimal Activity	Minimal Authority	Moderately Equipped	Minimal Activity	Minimal Authority	Not Equipped	Not Active
Georgia	Moderate Authority	Minimally Equipped	Minimal Activity	Moderate Authority	Minimally Equipped	Minimal Activity	Strong Authority	Minimally Equipped	Minimal Activity	No Authority	Not Applicable	Not Applicable
Hawaii												
Idaho	Moderate Authority	Moderately Equipped	Moderate Activity	Not Applicable	Not Applicable	Not Applicable	Strong Authority	Moderately Equipped	Very Active	Not Applicable	Not Applicable	Not Applicable
Illinois	No Authority	Minimally Equipped	Minimal Activity	Minimal Authority	Fully Equipped	Minimal Activity	No Authority	Minimally Equipped	Not Active	No Authority	Fully Equipped	Minimal Activity
Indiana	Minimal Authority	Moderately Equipped	Minimal Activity	Minimal Authority	Moderately Equipped	Minimal Activity	Minimal Authority	Moderately Equipped	Minimal Activity	Minimal Authority	Fully Equipped	Not Active
Iowa	Moderate Authority	Minimally Equipped	Minimal Activity	Minimal Authority	Minimally Equipped	Minimal Activity	Minimal Authority	Minimally Equipped	Minimal Activity	No Authority	Not Applicable	Not Applicable
Kansas	No Authority	Not Applicable	Not Applicable	No Authority	Not Applicable	Not Applicable	Moderate Authority	Minimally Equipped	Minimal Activity	Minimal Authority	Not Equipped	Not Active
Kentucky	Minimal Authority	Moderately Equipped	Minimal Activity	Strong Authority	Moderately Equipped	Moderate Activity	Moderate Authority	Minimally Equipped	Moderate Activity	Minimal Authority	Minimally Equipped	Not Active
Louisiana*	Strong Authority	Moderately Equipped	Minimal Activity	Strong Authority	Minimally Equipped	Minimal Activity	Strong Authority	Moderately Equipped	Moderate Activity	Strong Authority	Moderately Equipped	Moderate Activity
Maine	Moderate Authority	Minimally Equipped	Moderate Activity	Strong Authority	Moderately Equipped	Moderate Activity	Strong Authority	Fully Equipped	Moderate Activity	Strong Authority	Fully Equipped	Minimal Activity
Maryland	Moderate Authority	Minimally Equipped	Minimal Activity	Moderate Authority	Not Equipped	Not Active	Moderate Authority	Not Equipped	Not Active	Moderate Authority	Not Equipped	Not Active
Massachusetts	No Authority	Moderately Equipped	Very Active	No Authority	Moderately Equipped	Moderate Activity	No Authority	Moderately Equipped	Moderate Activity	No Authority	Minimally Equipped	Minimal Activity
Michigan	Strong Authority	Minimally Equipped	Minimal Activity	Strong Authority	Fully Equipped	Very Active	Strong Authority	Minimally Equipped	Minimal Activity	Strong Authority	Minimally Equipped	Minimal Activity
Minnesota	Minimal Authority	Minimally Equipped	Minimal Activity	Strong Authority	Moderately Equipped	Very Active	No Authority	Minimally Equipped	Minimal Activity	No Authority	Not Applicable	Not Applicable
Mississippi	Strong Authority	Fully Equipped	Very Active	Strong Authority	Fully Equipped	Very Active	Strong Authority	Fully Equipped	Very Active	No Authority	Not Applicable	Not Applicable
Missouri	Minimal Authority	Moderately Equipped	Moderate Activity	Minimal Authority	Fully Equipped	Moderate Activity	Minimal Authority	Minimally Equipped	Minimal Activity	Minimal Authority	Fully Equipped	Moderate Activity
Montana	Moderate Authority	Moderately Equipped	Moderate Activity	Moderate Authority	Moderately Equipped	Moderate Activity	Moderate Authority	Moderately Equipped	Moderate Activity	No Authority	Not Applicable	Not Applicable
Nebraska	Strong Authority	Moderately Equipped	Moderate Activity	Strong Authority	Moderately Equipped	Very Active	Moderate Authority	Minimally Equipped	Minimal Activity	Strong Authority	Minimally Equipped	Minimal Activity
Nevada	Strong Authority	Minimally Equipped	Very Active	Strong Authority	Moderately Equipped	Very Active	Minimal Authority	Minimally Equipped	Not Active	Moderate Authority	Moderately Equipped	Moderate Activity
New Hampshire	Moderate Authority	Moderately Equipped	Moderate Activity	No Authority	Not Applicable	Not Applicable	Minimal Authority	Not Equipped	Not Active	Strong Authority	Moderately Equipped	Very Active
New Jersey	Moderate Authority	Moderately Equipped	Moderate Activity	Moderate Authority	Not Equipped	Moderate Activity	Moderate Authority	Minimally Equipped	Minimal Activity	No Authority	Not Applicable	Not Applicable
New Mexico	Minimal Authority	Minimally Equipped	Moderate Activity	Minimal Authority	Minimally Equipped	Moderate Activity	Minimal Authority	Minimally Equipped	Moderate Activity	Minimal Authority	Minimally Equipped	Minimal Activity
New York	No Authority	Not Applicable	Not Applicable	No Authority	Moderately Equipped	Moderate Activity	No Authority	Moderately Equipped	Moderate Activity	No Authority	Not Applicable	Not Applicable
North Carolina	Moderate Authority	Moderately Equipped	Moderate Activity	Moderate Authority	Moderately Equipped	Moderate Activity	Moderate Authority	Moderately Equipped	Moderate Activity	Moderate Authority	Moderately Equipped	Minimal Activity
North Dakota	No Authority	Not Applicable	Not Applicable	No Authority	Not Applicable	Not Applicable	No Authority	Not Applicable	Not Applicable	No Authority	Not Applicable	Not Applicable
Ohio*	Moderate Authority	Minimally Equipped	Minimal Activity	Strong Authority	Moderately Equipped	Minimal Activity	Moderate Authority	Moderately Equipped	Minimal Activity	Moderate Authority	Minimally Equipped	Not Active
Oklahoma*	Strong Authority	Moderately Equipped	Moderate Activity	Strong Authority	Moderately Equipped	Moderate Activity	Strong Authority	Moderately Equipped	Moderate Activity	Strong Authority	Moderately Equipped	Moderate Activity
Oregon	No Authority	Not Applicable	Not Applicable	No Authority	Not Applicable	Not Applicable	No Authority	Not Applicable	Not Applicable	No Authority	Not Applicable	Not Applicable
Pennsylvania	Minimal Authority	Minimally Equipped	Not Applicable	No Authority	Not Applicable	Not Applicable	Strong Authority	Fully Equipped	Moderate Activity	No Authority	Not Applicable	Not Applicable
Rhode Island	Not Applicable	Not Applicable	Not Applicable	No Authority	Not Applicable	Not Applicable	No Authority	Not Applicable	Not Applicable	No Authority	Not Applicable	Not Applicable
South Carolina	Strong Authority	Moderately Equipped	Very Active	Strong Authority	Moderately Equipped	Very Active	Strong Authority	Moderately Equipped	Moderate Activity	Strong Authority	Moderately Equipped	Minimal Activity
South Dakota	Strong Authority	Fully Equipped	Minimal Activity	Strong Authority	Fully Equipped	Not Active	Strong Authority	Fully Equipped	Not Active	Strong Authority	Minimally Equipped	Not Active
Tennessee												
Texas	Minimal Authority	Moderately Equipped	Moderate Activity	Minimal Authority	Moderately Equipped	Moderate Activity	Minimal Authority	Moderately Equipped	Moderate Activity	Not Applicable	Not Applicable	Not Applicable
Utah	Minimal Authority	Moderately Equipped	Minimal Activity	No Authority	Not Applicable	Not Applicable	Moderate Authority	Moderately Equipped	Minimal Activity	Minimal Authority	Minimally Equipped	Minimal Activity
Vermont	Strong Authority	Moderately Equipped	Very Active	Strong Authority	Moderately Equipped	Very Active	Strong Authority	Moderately Equipped	Very Active	Not Applicable	Not Applicable	Not Applicable
Virginia*	Strong Authority	Moderately Equipped	Minimal Activity	Strong Authority	Moderately Equipped	Minimal Activity	Strong Authority	Moderately Equipped	Minimal Activity	Not Applicable	Not Applicable	Not Applicable
Washington	Moderate Authority	Fully Equipped	Very Active	Strong Authority	Fully Equipped	Very Active	Moderate Authority	Fully Equipped	Very Active	Strong Authority	Fully Equipped	Minimal Activity
West Virginia	No Authority	Not Applicable	Not Applicable	No Authority	Not Applicable	Not Applicable	Minimal Authority	Not Equipped	Minimal Activity	No Authority	Not Applicable	Not Applicable
Wisconsin	No Authority	Not Applicable	Not Applicable	No Authority	Not Applicable	Not Applicable	Minimal Authority	Minimally Equipped	Minimal Activity	Minimal Authority	Not Applicable	Not Applicable
Wyoming	Moderate Authority	Minimally Equipped	Moderate Activity	Moderate Authority	Minimally Equipped	Moderate Activity	Moderate Authority	Minimally Equipped	Minimal Activity	Moderate Authority	Moderately Equipped	Moderate Activity

State	Program establishes records-related standards/guidelines			Program approves retention and disposition schedules			Program provides consultation and training on records-related practices and procedures			Program provides micrographic or original capture digital imaging services		
	Authority	Resources	Activity	Authority	Resources	Activity	Authority	Resources	Activity	Authority	Resources	Activity
District/Territory												
American Samoa	Strong Authority	Minimally Equipped	Moderate Activity	Strong Authority	Minimally Equipped	Moderate Activity	Moderate Authority	Minimally Equipped	Moderate Activity	Strong Authority	Minimally Equipped	Moderate Activity
District of Columbia	Minimal Authority	Not Equipped	Not Active	No Authority	Not Applicable	Not Applicable	Minimal Authority	Not Equipped	Minimal Activity	No Authority	Not Applicable	Not Applicable
Guam												
Northern Marianas												
Puerto Rico												
U.S. Virgin Islands	No Authority	Not Equipped	Not Active	No Authority	Not Equipped	Not Active	Moderate Authority	Not Equipped	Not Active	Strong Authority	Minimally Equipped	Not Active
Records Management Only Programs												
Maryland	Strong Authority	Moderately Equipped	Moderate Activity	Strong Authority	Moderately Equipped	Very Active	Strong Authority	Fully Equipped	Very Active	Not Applicable	Not Applicable	Not Applicable
Michigan	No Authority	Minimally Equipped	Minimal Activity	No Authority	Minimally Equipped	Moderate Activity	No Authority	Minimally Equipped	Minimal Activity	Strong Authority	Fully Equipped	Moderate Activity
Montana	Moderate Authority	Moderately Equipped	Moderate Activity	Strong Authority	Moderately Equipped	Moderate Activity	Moderate Authority	Minimally Equipped	Minimal Activity	Strong Authority	Minimally Equipped	Minimal Activity
Nebraska	Minimal Authority	Minimal Authority	Minimal Activity	Moderate Authority	Moderately Equipped	Moderate Activity	Moderate Authority	Moderately Equipped	Moderate Activity	Moderate Authority	Minimally Equipped	Minimal Activity
Tennessee	Moderate Authority	Fully Equipped	Very Active	Minimal Authority	Fully Equipped	Very Active	Moderate Authority	Fully Equipped	Very Active	Not Applicable	Not Applicable	Not Applicable
Wisconsin	Moderate Authority	Moderately Equipped	Moderate Activity	No Authority	Not Applicable	Not Applicable	Moderate Authority	Moderately Equipped	Moderate Activity	No Authority	Not Applicable	Not Applicable

*newly submitted data; all other data is carried forward from 2020 survey.

TABLE 13B. Authority, Resources and Activity in Support of Legislative Branch Agencies*

State	Program accessions paper records into the state archives/and or regional repositories			Program accessions born-digital electronic records into the state archives and/or regional repositories			Program accessions other formats (such as audio visual materials) into the state archives and/or regional repositories			Program provides security storage for microfilm and/or electronic media		
	Authority	Resources	Activity	Authority	Resources	Activity	Authority	Resources	Activity	Authority	Resources	Activity
Alabama	Moderate Authority	Moderately Equipped	Moderate Activity	Moderate Authority	Moderately Equipped	Moderate Activity	Moderate Authority	Minimally Equipped	Minimal Activity	No Authority	Not Applicable	Not Applicable
Alaska	Minimal Authority	Fully Equipped	Very Active	Minimal Authority	Moderately Equipped	Not Active	Minimal Authority	Moderately Equipped	Not Active	Minimal Authority	Fully Equipped	Minimal Activity
Arizona*	Moderate Authority	Moderately Equipped	Minimal Activity	Moderate Authority	Minimally Equipped	Minimal Activity	Moderate Authority	Minimally Equipped	Minimal Activity	Strong Authority	Moderately Equipped	Minimal Activity
Arkansas	Minimal Authority	Minimally Equipped	Minimal Activity	Minimal Authority	Minimally Equipped	Minimal Activity	No Authority	Not Applicable	Not Applicable	Minimal Authority	Minimally Equipped	Minimal Activity
California												
Colorado	Strong Authority	Moderately Equipped	Moderate Activity	Strong Authority	Moderately Equipped	Moderate Activity	Strong Authority	Moderately Equipped	Moderate Activity	Strong Authority	Moderately Equipped	Minimal Activity
Connecticut	No Authority	Minimally Equipped	Minimal Activity	No Authority	Moderately Equipped	Minimal Activity	No Authority	Minimally Equipped	Minimal Activity	No Authority	Not Applicable	Not Applicable
Delaware												
Florida*	Strong Authority	Moderately Equipped	Very Active	Strong Authority	Minimally Equipped	Very Active	Strong Authority	Moderately Equipped	Very Active	Strong Authority	Minimally Equipped	Moderate Activity
Georgia	Strong Authority	Minimally Equipped	Minimal Activity	Strong Authority	Minimally Equipped	Minimal Activity	Strong Authority	Minimally Equipped	Minimal Activity	Strong Authority	Minimally Equipped	Not Active
Hawaii												
Idaho	Strong Authority	Fully Equipped	Moderate Activity	Not Applicable	Not Applicable	Not Applicable	Strong Authority	Minimally Equipped	Minimal Activity	Moderate Authority	Moderately Equipped	Moderate Activity
Illinois	Moderate Authority	Fully Equipped	Moderate Activity	Minimal Authority	Minimally Equipped	Not Active	Minimal Authority	Fully Equipped	Minimal Activity	Minimal Authority	Moderately Equipped	Not Active
Indiana	Minimal Authority	Minimally Equipped	Very Active	Minimal Authority	Minimally Equipped	Very Active	Minimal Authority	Minimally Equipped	Moderate Activity	Minimal Authority	Minimally Equipped	Moderate Activity
Iowa	Minimal Authority	Minimally Equipped	Minimal Activity	No Authority	Not Applicable	Not Applicable	No Authority	Not Applicable	Not Applicable	No Authority	Not Applicable	Not Applicable
Kansas	Moderate Authority	Minimally Equipped	Minimal Activity	Moderate Authority	Minimally Equipped	Minimal Activity	Moderate Authority	Minimally Equipped	Minimal Activity	Minimal Authority	Not Equipped	Not Active
Kentucky	Moderate Authority	Moderately Equipped	Minimal Activity	Moderate Authority	Moderately Equipped	Moderate Activity	Moderate Authority	Moderately Equipped	Minimal Activity	Moderate Authority	Fully Equipped	Moderate Activity
Louisiana*	Strong Authority	Moderately Equipped	Very Active	Strong Authority	Moderately Equipped	Minimal Activity	Strong Authority	Moderately Equipped	Minimal Activity	Strong Authority	Moderately Equipped	Moderate Activity
Maine	Strong Authority	Moderately Equipped	Minimal Activity	Strong Authority	Minimally Equipped	Not Active	Strong Authority	Minimally Equipped	Not Active	Moderate Authority	Minimally Equipped	Minimal Activity
Maryland	Moderate Authority	Minimally Equipped	Minimal Activity	Moderate Authority	Not Equipped	Not Active	Moderate Authority	Not Equipped	Not Active	Moderate Authority	Not Equipped	Not Applicable
Massachusetts	No Authority	Moderately Equipped	Very Active	No Authority	Moderately Equipped	Minimal Activity	No Authority	Moderately Equipped	Very Active	No Authority	Fully Equipped	Very Active
Michigan	Strong Authority	Moderately Equipped	Moderate Activity	Strong Authority	Moderately Equipped	Moderate Activity	Strong Authority	Moderately Equipped	Minimal Activity	Strong Authority	Moderately Equipped	Not Active
Minnesota	Strong Authority	Moderately Equipped	Very Active	Strong Authority	Moderately Equipped	Very Active	Strong Authority	Moderately Equipped	Very Active	No Authority	Not Applicable	Not Applicable
Mississippi	Strong Authority	Fully Equipped	Very Active	Strong Authority	Fully Equipped	Very Active	Strong Authority	Fully Equipped	Very Active	Strong Authority	Fully Equipped	Very Active
Missouri	Minimal Authority	Moderately Equipped	Moderate Activity	Minimal Authority	Minimally Equipped	Minimal Activity	Minimal Authority	Minimally Equipped	Minimal Activity	Minimal Authority	Fully Equipped	Moderate Activity
Montana	Moderate Authority	Moderately Equipped	Very Active	Moderate Authority	Moderately Equipped	Moderate Activity	Moderate Authority	Moderately Equipped	Very Active	No Authority	Not Applicable	Not Applicable
Nebraska	Strong Authority	Moderately Equipped	Very Active	Moderate Authority	Minimally Equipped	Minimal Activity	Strong Authority	Minimally Equipped	Minimal Activity	Strong Authority	Moderately Equipped	Moderate Activity
Nevada	Strong Authority	Minimally Equipped	Moderate Activity	Strong Authority	Minimally Equipped	Minimal Activity	Strong Authority	Minimally Equipped	Minimal Activity	No Authority	Not Equipped	Not Active
New Hampshire	Strong Authority	Moderately Equipped	Moderate Activity	No Authority	Not Applicable	Not Applicable	Minimal Authority	Minimally Equipped	Minimal Activity	Strong Authority	Moderately Equipped	Moderate Activity
New Jersey	Strong Authority	Moderately Equipped	Very Active	Strong Authority	Minimally Equipped	Not Active	Minimal Authority	Minimally Equipped	Minimal Activity	No Authority	Not Applicable	Not Applicable
New Mexico	Moderate Authority	Minimally Equipped	Moderate Activity	Minimal Authority	Minimally Equipped	Minimal Activity	Minimal Authority	Minimally Equipped	Minimal Activity	Moderate Authority	Minimally Equipped	Minimal Activity
New York	Strong Authority	Minimally Equipped	Minimal Activity	Strong Authority	Minimally Equipped	Minimal Activity	Strong Authority	Minimally Equipped	Minimal Activity	Strong Authority	Not Equipped	Not Active
North Carolina	Moderate Authority	Moderately Equipped	Moderate Activity	Moderate Authority	Moderately Equipped	Minimal Activity	Moderate Authority	Moderately Equipped	Moderate Activity	Moderate Authority	Moderately Equipped	Moderate Activity
North Dakota	No Authority	Fully Equipped	Very Active	No Authority	Not Applicable	Not Applicable	No Authority	Fully Equipped	Very Active	No Authority	Not Applicable	Not Applicable
Ohio*	Strong Authority	Moderately Equipped	Moderate Activity	Strong Authority	Moderately Equipped	Moderate Activity	Strong Authority	Minimally Equipped	Minimal Activity	Moderate Authority	Minimally Equipped	Not Active
Oklahoma*	Strong Authority	Minimally Equipped	Minimal Activity	Strong Authority	Not Equipped	Not Active	Strong Authority	Not Equipped	Not Active	Strong Authority	Moderately Equipped	Not Active
Oregon	No Authority	Not Applicable	Not Applicable	No Authority	Not Applicable	Not Applicable	No Authority	Not Applicable	Not Applicable	No Authority	Not Applicable	Not Applicable
Pennsylvania	Moderate Authority	Minimally Equipped	Minimal Activity	Moderate Authority	Minimally Equipped	Minimal Activity	Moderate Authority	Minimally Equipped	Minimal Activity	Strong Authority	Fully Equipped	Not Active
Rhode Island	No Authority	Not Applicable	Not Applicable	No Authority	Not Applicable	Not Applicable	No Authority	Not Applicable	Not Applicable	No Authority	Not Applicable	Not Applicable
South Carolina	Strong Authority	Moderately Equipped	Moderate Activity	Strong Authority	Moderately Equipped	Minimal Activity	Strong Authority	Moderately Equipped	Minimal Activity	Strong Authority	Moderately Equipped	Minimal Activity
South Dakota	Strong Authority	Fully Equipped	Not Active	Strong Authority	Minimally Equipped	Not Active	Strong Authority	Fully Equipped	Not Active	Strong Authority	Minimally Equipped	Not Active
Tennessee												
Texas	Minimal Authority	Minimally Equipped	Minimal Activity	Minimal Authority	Fully Equipped	Minimal Activity	Minimal Authority	Moderately Equipped	Minimal Activity	Not Applicable	Not Applicable	Not Applicable
Utah	Moderate Authority	Fully Equipped	Moderate Activity	Minimal Authority	Minimally Equipped	Minimal Activity	Minimal Authority	Minimally Equipped	Minimal Activity	Minimal Authority	Minimally Equipped	Minimal Activity
Vermont	Strong Authority	Moderately Equipped	Very Active	Strong Authority	Moderately Equipped	Very Active	Strong Authority	Moderately Equipped	Very Active	Strong Authority	Moderately Equipped	Very Active
Virginia*	Strong Authority	Moderately Equipped	Minimal Activity	Strong Authority	Moderately Equipped	Minimal Activity	Strong Authority	Moderately Equipped	Minimal Activity	Strong Authority	Moderately Equipped	Minimal Activity
Washington	Moderate Authority	Moderately Equipped	Very Active	Moderate Authority	Moderately Equipped	Moderate Activity	Moderate Authority	Moderately Equipped	Very Active	Moderate Authority	Moderately Equipped	Not Active
West Virginia	Minimal Authority	Not Equipped	Moderate Activity	Minimal Authority	Not Equipped	Not Active	Minimal Authority	Not Equipped	Minimal Activity	No Authority	Not Applicable	Not Applicable
Wisconsin	Strong Authority	Moderately Equipped	Minimal Activity	Strong Authority	Minimally Equipped	Minimal Activity	Strong Authority	Minimally Equipped	Minimal Activity	Moderate Authority	Minimally Equipped	Not Active
Wyoming	Moderate Authority	Moderately Equipped	Minimal Activity	Moderate Authority	Moderately Equipped	Moderate Activity	Moderate Authority	Minimally Equipped	Minimal Activity	Moderate Authority	Moderately Equipped	Moderate Activity

State	Program accessions paper records into the state archives/and or regional repositories			Program accessions born-digital electronic records into the state archives and/or regional repositories			Program accessions other formats (such as audio visual materials) into the state archives and/or regional repositories			Program provides security storage for microfilm and/or electronic media		
	Authority	Resources	Activity	Authority	Resources	Activity	Authority	Resources	Activity	Authority	Resources	Activity
District/Territory												
American Samoa	Strong Authority	Moderately Equipped	Very Active	Strong Authority	Minimally Equipped	Minimal Activity	Strong Authority	Minimally Equipped	Moderate Activity	Strong Authority	Moderately Equipped	Very Active
District of Columbia	Strong Authority	Minimally Equipped	Minimal Activity	Strong Authority	Not Equipped	Not Active	Strong Authority	Not Equipped	Not Active	Strong Authority	Not Equipped	Not Active
Guam												
Northern Marianas												
Puerto Rico												
U.S. Virgin Islands	No Authority	Not Equipped	Not Active	No Authority	Not Equipped	Not Active	No Authority	Not Equipped	Not Active	Strong Authority	Minimally Equipped	Not Active
Records Management Only Programs												
Maryland	Moderate Authority	Fully Equipped	Very Active	Minimal Authority	Minimally Equipped	Minimal Activity	Not Applicable	Not Applicable	Not Applicable	Moderate Authority	Moderately Equipped	Not Active
Michigan	No Authority	Fully Equipped	Minimal Activity	No Authority	Moderately Equipped	Moderate Activity	No Authority	Not Applicable	Not Applicable	No Authority	Fully Equipped	Not Active
Montana	Moderate Authority	Moderately Equipped	Moderate Activity	Moderate Authority	Minimally Equipped	Minimal Activity	Moderate Authority	Minimally Equipped	Minimal Activity	Moderate Authority	Minimally Equipped	Minimal Activity
Nebraska	Moderate Authority	Moderately Equipped	Moderate Activity	No Authority	Not Equipped	Not Active	Minimal Authority	Minimally Equipped	Minimal Activity	Minimal Authority	Minimally Equipped	Minimal Activity
Tennessee	Strong Authority	Fully Equipped	Very Active	Not Applicable	Not Applicable	Not Applicable	Strong Authority	Fully Equipped	Not Active	Strong Authority	Fully Equipped	Minimal Activity
Wisconsin	Strong Authority	Fully Equipped	Minimal Activity	Strong Authority	Not Equipped	Not Active	Strong Authority	Moderately Equipped	Minimal Activity	Strong Authority	Moderately Equipped	Minimal Activity

*newly submitted data; all other data is carried forward from 2020 survey.

TABLE 13C. Authority, Resources and Activity in Support of Legislative Branch Agencies*

State	Program provides conservation services			Program provides preservation services			Program provides training to state government officials and employees			Program provides security storage for non-permanent microfilm and/or digital content**		
	Authority	Resources	Activity	Authority	Resources	Activity	Authority	Resources	Activity	Authority	Resources	Activity
Alabama	No Authority	Not Applicable	Not Applicable	Minimal Authority	Minimally Equipped	Minimal Activity	Moderate Authority	Moderately Equipped	Moderate Activity	No Authority	Not Applicable	Not Applicable
Alaska	Minimal Authority	Moderately Equipped	Not Active	Minimal Authority	Moderately Equipped	Not Active	Minimal Authority	Minimally Equipped	Minimal Activity	Strong Authority	Fully Equipped	Minimal Activity
Arizona*	Minimal Authority	Minimally Equipped	Minimal Activity	Minimal Authority	Minimally Equipped	Not Active	Moderate Authority	Minimally Equipped	Not Active	Not Applicable	Not Applicable	Not Applicable
Arkansas	Minimal Authority	Minimally Equipped	Minimal Activity	Minimal Authority	Minimally Equipped	Minimal Activity	No Authority	Not Applicable	Not Applicable	Not Applicable	Not Applicable	Not Applicable
California										Strong Authority	Fully Equipped	Minimal Activity
Colorado	No Authority	Not Applicable	Not Applicable	Moderate Authority	Minimally Equipped	Minimal Activity	No Authority	Not Applicable	Not Applicable	Moderate Authority	Moderately Equipped	Not Active
Connecticut	No Authority	Not Applicable	Not Applicable	No Authority	Not Applicable	Minimal Activity	No Authority	Not Applicable	Not Applicable	No Authority	Not Applicable	Not Applicable
Delaware										Moderate Authority	Minimally Equipped	Minimal Activity
Florida*	Strong Authority	Not Equipped	Not Active	Strong Authority	Not Equipped	Not Active	Strong Authority	Moderately Equipped	Minimal Activity	Strong Authority	Minimally Equipped	Minimal Activity
Georgia	Strong Authority	Moderately Equipped	Minimal Activity	Strong Authority	Minimally Equipped	Minimal Activity	Strong Authority	Moderately Equipped	Minimal Activity			
Hawaii												
Idaho	Not Applicable	Not Applicable	Not Applicable	Minimal Authority	Minimally Equipped	Minimal Activity	Strong Authority	Moderately Equipped	Moderate Activity			
Illinois	Strong Authority	Fully Equipped	Minimal Activity	Strong Authority	Fully Equipped	Minimal Activity	Minimal Authority	Fully Equipped	Not Active	Minimal Authority	Minimally Equipped	Not Active
Indiana	Minimal Authority	Moderately Equipped	Very Active	Minimal Authority	Moderately Equipped	Very Active	Minimal Authority	Moderately Equipped	Minimal Activity	Not Applicable	Not Applicable	Not Applicable
Iowa	No Authority	Not Applicable	Not Applicable	No Authority	Not Applicable	Not Applicable	Minimal Authority	Minimally Equipped	Minimal Activity	No Authority	Not Equipped	Not Active
Kansas	Minimal Authority	Not Equipped	Not Active	Minimal Authority	Not Equipped	Not Active	Moderate Authority	Minimally Equipped	Minimal Activity			
Kentucky	Minimal Authority	Minimally Equipped	Not Active	Minimal Authority	Moderately Equipped	Not Active	Moderate Authority	Fully Equipped	Moderate Activity	Not Applicable	Not Applicable	Not Applicable
Louisiana*	Strong Authority	Minimally Equipped	Minimal Activity	Strong Authority	Minimally Equipped	Minimal Activity	Strong Authority	Moderately Equipped	Minimal Activity	Not Applicable	Not Applicable	Not Applicable
Maine	Not Applicable	Not Equipped	Not Active	Strong Authority	Moderately Equipped	Minimal Activity	Strong Authority	Fully Equipped	Moderate Activity	Minimal Authority	Minimally Equipped	Minimal Activity
Maryland	Moderate Authority	Not Equipped	Not Active	Moderate Authority	Not Equipped	Not Active	Minimal Authority	Not Equipped	Not Active			
Massachusetts	No Authority	Minimally Equipped	Minimal Activity	No Authority	Minimally Equipped	Minimal Activity	No Authority	Moderately Equipped	Moderate Activity	No Authority	Minimally Equipped	Minimal Activity
Michigan	Strong Authority	Not Equipped	Not Active	Strong Authority	Moderately Equipped	Moderate Activity	Strong Authority	Minimally Equipped	Minimal Activity	Strong Authority	Minimally Equipped	Minimal Activity
Minnesota	No Authority	Not Applicable	Not Applicable	No Authority	Not Applicable	Not Applicable	Minimal Authority	Minimally Equipped	Minimal Activity	Not Applicable	Not Applicable	Not Applicable
Mississippi	Strong Authority	Fully Equipped	Moderate Activity	Strong Authority	Fully Equipped	Very Active	Strong Authority	Fully Equipped	Very Active	Not Applicable	Not Applicable	Not Applicable
Missouri	Minimal Authority	Fully Equipped	Minimal Activity	Minimal Authority	Minimally Equipped	Minimal Activity	Minimal Authority	Minimally Equipped	Minimal Activity	Minimal Authority	Moderately Equipped	Minimal Activity
Montana	Moderate Authority	Not Equipped	Not Active	Moderate Authority	Minimally Equipped	Minimal Activity	Moderate Authority	Minimally Equipped	Minimal Activity			
Nebraska	Not Applicable	Not Applicable	Not Applicable	Not Applicable	Not Applicable	Not Applicable	Moderate Authority	Moderately Equipped	Moderate Activity			
Nevada	No Authority	Not Equipped	Not Active	No Authority	Minimally Equipped	Minimal Activity	Strong Authority	Minimally Equipped	Minimal Activity	Strong Authority	Minimally Equipped	Minimal Activity
New Hampshire	Minimal Authority	Minimally Equipped	Minimal Activity	No Authority	Not Applicable	Not Applicable	No Authority	Not Applicable	Not Applicable			
New Jersey	No Authority	Not Applicable	Not Applicable	No Authority	Not Applicable	Not Applicable	Moderate Authority	Minimally Equipped	Minimal Activity			
New Mexico	Minimal Authority	Minimally Equipped	Minimal Activity	Minimal Authority	Minimally Equipped	Minimal Activity	Minimal Authority	Minimally Equipped	Minimal Activity			
New York	No Authority	Not Applicable	Not Applicable	No Authority	Not Applicable	Not Applicable	No Authority	Minimally Equipped	Minimal Activity	Minimal Authority	Minimally Equipped	Not Active
North Carolina	No Authority	Not Applicable	Not Applicable	Moderate Authority	Moderately Equipped	Minimal Activity	Moderate Authority	Moderately Equipped	Minimal Activity	No Authority	Not Equipped	Not Active
North Dakota	No Authority	Not Applicable	Not Applicable	No Authority	Not Applicable	Not Applicable	No Authority	Not Applicable	Not Applicable			
Ohio*	Moderate Authority	Not Equipped	Not Active	Moderate Authority	Not Equipped	Not Active	Moderate Authority	Minimally Equipped	Minimal Activity	No Authority	Not Applicable	Not Applicable
Oklahoma*	Strong Authority	Not Equipped	Not Active	Strong Authority	Not Equipped	Not Active	Strong Authority	Moderately Equipped	Moderate Activity			
Oregon	No Authority	Not Applicable	Not Applicable	No Authority	Not Applicable	Not Applicable	No Authority	Not Applicable	Not Applicable			
Pennsylvania	No Authority	Not Applicable	Not Applicable	No Authority	Not Applicable	Not Applicable	Strong Authority	Fully Equipped	Not Active	No Authority	Not Equipped	Not Active
Rhode Island	No Authority	Not Applicable	Not Applicable	No Authority	Not Applicable	Not Applicable	No Authority	Not Applicable	Not Applicable	Not Applicable	Not Applicable	Not Applicable
South Carolina	Strong Authority	Moderately Equipped	Minimal Activity	Strong Authority	Moderately Equipped	Minimal Activity	Strong Authority	Moderately Equipped	Moderate Activity	Not Applicable	Not Applicable	Not Applicable
South Dakota	Minimal Authority	Minimally Equipped	Not Active	Strong Authority	Minimally Equipped	Not Active	Strong Authority	Fully Equipped	Minimal Activity	Not Applicable	Not Applicable	Not Applicable
Tennessee										Not Applicable	Not Applicable	Not Applicable
Texas	Not Applicable	Not Applicable	Not Applicable	Not Applicable	Not Applicable	Not Applicable	Moderate Authority	Moderately Equipped	Moderate Activity			
Utah	No Authority	Not Applicable	Not Applicable	No Authority	Not Applicable	Not Applicable	Moderate Authority	Moderately Equipped	Moderate Activity	Strong Authority	Moderately Equipped	Very Active
Vermont	Not Applicable	Not Applicable	Not Applicable	Strong Authority	Moderately Equipped	Very Active	Strong Authority	Moderately Equipped	Very Active	Strong Authority	Fully Equipped	Very Active
Virginia*	Not Applicable	Not Applicable	Not Applicable	Not Applicable	Not Applicable	Not Applicable	Strong Authority	Moderately Equipped	Minimal Activity	Not Applicable	Not Applicable	Not Applicable
Washington	Moderate Authority	Not Equipped	Not Active	Moderate Authority	Moderately Equipped	Moderate Activity	Strong Authority	Fully Equipped	Very Active	Strong Authority	Fully Equipped	Very Active
West Virginia	Minimal Authority	Not Equipped	Minimal Activity	Minimal Authority	Not Equipped	Minimal Activity	Minimal Authority	Not Equipped	Not Active	No Authority	Not Applicable	Not Applicable
Wisconsin	Strong Authority	Minimally Equipped	Not Active	Moderate Authority	Minimally Equipped	Not Active	Strong Authority	Moderately Equipped	Not Active	Not Applicable	Not Applicable	Not Applicable
Wyoming	No Authority	Not Applicable	Not Applicable	Minimal Authority	Minimally Equipped	Minimal Activity	Moderate Authority	Minimally Equipped	Minimal Activity	Moderate Authority	Moderately Equipped	Very Active

State	Program provides conservation services			Program provides preservation services			Program provides training to state government officials and employees			Program provides security storage for non-permanent microfilm and/or digital content**		
	Authority	Resources	Activity	Authority	Resources	Activity	Authority	Resources	Activity	Authority	Resources	Activity
District/Territory												
American Samoa	Strong Authority	Moderately Equipped	Very Active	Strong Authority	Moderately Equipped	Very Active	Moderate Authority	Minimally Equipped	Moderate Activity			
District of Columbia	No Authority	Not Applicable	Not Applicable	No Authority	Not Applicable	Not Applicable	Minimal Authority	Minimally Equipped	Minimal Activity			
Guam												
Northern Marianas												
Puerto Rico												
U.S. Virgin Islands	No Authority	Not Equipped	Not Active	No Authority	Not Equipped	Not Active	Moderate Authority	Not Equipped	Not Active			
Records Management Only Programs												
Maryland	No Authority	Not Equipped	Not Applicable	No Authority	Not Equipped	Not Applicable	Strong Authority	Fully Equipped	Very Active			
Michigan	Not Applicable	Not Applicable	Not Applicable	Not Applicable	Not Applicable	Not Applicable	No Authority	Minimally Equipped	Minimal Activity			
Montana	Moderate Authority	Minimally Equipped	Minimal Activity	Moderate Authority	Minimally Equipped	Minimal Activity	Strong Authority	Minimally Equipped	Minimal Activity			
Nebraska	No Authority	Not Equipped	Not Active	No Authority	Not Equipped	Not Active	Moderate Authority	Moderately Equipped	Moderate Activity			
Tennessee	Not Applicable	Not Applicable	Not Applicable	Not Applicable	Not Applicable	Not Applicable	Moderate Authority	Fully Equipped	Very Active			
Wisconsin	No Authority	Not Applicable	Not Applicable	No Authority	Not Applicable	Not Applicable	Strong Authority	Moderately Equipped	Moderate Activity			

*newly submitted data; all other data is carried forward from 2020 survey.

** New question for FY2022 survey

TABLE 13D. Authority, Resources and Activity in Support of Legislative Branch Agencies*

State	Other 1			Other 2			Other 3			Please describe any "Other" additions you rated.
	Authority	Resources	Activity	Authority	Resources	Activity	Authority	Resources	Activity	
Alabama	Not Applicable	Not Applicable	Not Applicable	Not Applicable	Not Applicable	Not Applicable	Not Applicable	Not Applicable	Not Applicable	
Alaska	Not Applicable	Not Applicable	Not Applicable	Not Applicable	Not Applicable	Not Applicable	Not Applicable	Not Applicable	Not Applicable	
Arizona*	Not Applicable	Not Applicable	Not Applicable	Not Applicable	Not Applicable	Not Applicable	Not Applicable	Not Applicable	Not Applicable	
Arkansas	Not Applicable	Not Applicable	Not Applicable	Not Applicable	Not Applicable	Not Applicable	Not Applicable	Not Applicable	Not Applicable	
California										
Colorado	Not Applicable	Not Applicable	Not Applicable	Not Applicable	Not Applicable	Not Applicable	Not Applicable	Not Applicable	Not Applicable	
Connecticut	No Authority	Not Applicable	Not Applicable	No Authority	Not Applicable	Not Applicable	No Authority	Not Applicable	Not Applicable	
Delaware										
Florida*	Not Applicable	Not Applicable	Not Applicable	Not Applicable	Not Applicable	Not Applicable	Not Applicable	Not Applicable	Not Applicable	
Georgia	Moderate Authority	Minimally Equipped	Minimal Activity	Moderate Authority	Minimally Equipped	Minimal Activity	Moderate Authority	Minimally Equipped	Minimally Equipped	
Hawaii										
Idaho	Moderate Authority	Moderately Equipped	Minimal Activity	Not Applicable	Not Applicable	Not Applicable	Not Applicable	Not Applicable	Not Applicable	
Illinois	Not Applicable	Not Applicable	Not Applicable	Not Applicable	Not Applicable	Not Applicable	Not Applicable	Not Applicable	Not Applicable	
Indiana	Not Applicable	Not Applicable	Not Applicable	Not Applicable	Not Applicable	Not Applicable	Not Applicable	Not Applicable	Not Applicable	
Iowa	Not Applicable	Not Applicable	Not Applicable	Not Applicable	Not Applicable	Not Applicable	Not Applicable	Not Applicable	Not Applicable	
Kansas	Not Applicable	Not Applicable	Not Applicable	Not Applicable	Not Applicable	Not Applicable	Not Applicable	Not Applicable	Not Applicable	
Kentucky	Not Applicable	Not Applicable	Not Applicable	Not Applicable	Not Applicable	Not Applicable	Not Applicable	Not Applicable	Not Applicable	
Louisiana*	Not Applicable	Not Applicable	Not Applicable	Not Applicable	Not Applicable	Not Applicable	Not Applicable	Not Applicable	Not Applicable	
Maine	Not Applicable	Not Applicable	Not Applicable	Not Applicable	Not Applicable	Not Applicable	Not Applicable	Not Applicable	Not Applicable	
Maryland	Not Applicable	Not Applicable	Not Applicable	Not Applicable	Not Applicable	Not Applicable	Not Applicable	Not Applicable	Not Applicable	
Massachusetts	Not Applicable	Not Applicable	Not Applicable	Not Applicable	Not Applicable	Not Applicable	Not Applicable	Not Applicable	Not Applicable	
Michigan	Not Applicable	Not Applicable	Not Applicable	Not Applicable	Not Applicable	Not Applicable	Not Applicable	Not Applicable	Not Applicable	
Minnesota	Not Applicable	Not Applicable	Not Applicable	Not Applicable	Not Applicable	Not Applicable	Not Applicable	Not Applicable	Not Applicable	
Mississippi	Not Applicable	Not Applicable	Not Applicable	Not Applicable	Not Applicable	Not Applicable	Not Applicable	Not Applicable	Not Applicable	
Missouri	Not Applicable	Not Applicable	Not Applicable	Not Applicable	Not Applicable	Not Applicable	Not Applicable	Not Applicable	Not Applicable	The records of individual legislators are not considered in these responses.
Montana	Minimal Authority	Minimally Equipped	Moderate Activity	Not Applicable	Not Applicable	Not Applicable	Not Applicable	Not Applicable	Not Applicable	
Nebraska	Not Applicable	Not Applicable	Not Applicable	Not Applicable	Not Applicable	Not Applicable	Not Applicable	Not Applicable	Not Applicable	
Nevada	Moderate Authority	Minimally Equipped	Minimal Activity	Not Applicable	Not Applicable	Not Applicable	Not Applicable	Not Applicable	Not Applicable	
New Hampshire	Not Applicable	Not Applicable	Not Applicable	Not Applicable	Not Applicable	Not Applicable	Not Applicable	Not Applicable	Not Applicable	
New Jersey	Not Applicable	Not Applicable	Not Applicable	Not Applicable	Not Applicable	Not Applicable	Not Applicable	Not Applicable	Not Applicable	
New Mexico	Not Applicable	Not Applicable	Not Applicable	Not Applicable	Not Applicable	Not Applicable	Not Applicable	Not Applicable	Not Applicable	
New York	Not Applicable	Not Applicable	Not Applicable	Not Applicable	Not Applicable	Not Applicable	Not Applicable	Not Applicable	Not Applicable	
North Carolina	Not Applicable	Not Applicable	Not Applicable	Not Applicable	Not Applicable	Not Applicable	Not Applicable	Not Applicable	Not Applicable	
North Dakota	Not Applicable	Not Applicable	Not Applicable	Not Applicable	Not Applicable	Not Applicable	Not Applicable	Not Applicable	Not Applicable	
Ohio*	Not Applicable	Not Applicable	Not Applicable	Not Applicable	Not Applicable	Not Applicable	Not Applicable	Not Applicable	Not Applicable	
Oklahoma*	Strong Authority	Moderately Equipped	Moderate Activity	Strong Authority	Moderately Equipped	Moderate Activity	Strong Authority	Moderately Equipped	Moderately Equipped	
Oregon	Not Applicable	Not Applicable	Not Applicable	Not Applicable	Not Applicable	Not Applicable	Not Applicable	Not Applicable	Not Applicable	
Pennsylvania	Not Applicable	Not Applicable	Not Applicable	Not Applicable	Not Applicable	Not Applicable	Not Applicable	Not Applicable	Not Applicable	
Rhode Island	Not Applicable	Not Applicable	Not Applicable	Not Applicable	Not Applicable	Not Applicable	Not Applicable	Not Applicable	Not Applicable	
South Carolina	Not Applicable	Not Applicable	Not Applicable	Not Applicable	Not Applicable	Not Applicable	Not Applicable	Not Applicable	Not Applicable	
South Dakota	Not Applicable	Not Applicable	Not Applicable	Not Applicable	Not Applicable	Not Applicable	Not Applicable	Not Applicable	Not Applicable	
Tennessee										
Texas	Not Applicable	Not Applicable	Not Applicable	Not Applicable	Not Applicable	Not Applicable	Not Applicable	Not Applicable	Not Applicable	
Utah	Moderate Authority	Moderately Equipped	Moderate Activity	Moderate Authority	Minimally Equipped	Minimal Activity	Minimal Authority	Minimally Equipped	Minimally Equipped	
Vermont	Not Applicable	Not Applicable	Not Applicable	Not Applicable	Not Applicable	Not Applicable	Not Applicable	Not Applicable	Not Applicable	
Virginia*	Not Applicable	Not Applicable	Not Applicable	Not Applicable	Not Applicable	Not Applicable	Not Applicable	Not Applicable	Not Applicable	
Washington	Not Applicable	Not Applicable	Not Applicable	Not Applicable	Not Applicable	Not Applicable	Not Applicable	Not Applicable	Not Applicable	
West Virginia	Not Applicable	Not Applicable	Not Applicable	Not Applicable	Not Applicable	Not Applicable	Not Applicable	Not Applicable	Not Applicable	
Wisconsin	Strong Authority	Moderately Equipped	Not Active	Not Applicable	Not Applicable	Not Applicable	Not Applicable	Not Applicable	Not Applicable	
Wyoming	Not Applicable	Not Applicable	Not Applicable	Not Applicable	Not Applicable	Not Applicable	Not Applicable	Not Applicable	Not Applicable	

State	Other 1			Other 2			Other 3			Please describe any "Other" additions you rated.
	Authority	Resources	Activity	Authority	Resources	Activity	Authority	Resources	Activity	
District/Territory										
American Samoa	Not Applicable	Not Applicable	Not Applicable	Not Applicable	Not Applicable	Not Applicable	Not Applicable	Not Applicable	Not Applicable	
District of Columbia	Not Applicable	Not Applicable	Not Applicable	Not Applicable	Not Applicable	Not Applicable	Not Applicable	Not Applicable	Not Applicable	
Guam										
Northern Marianas										
Puerto Rico										
U.S. Virgin Islands	Not Applicable	Not Applicable	Not Applicable	Not Applicable	Not Applicable	Not Applicable	Not Applicable	Not Applicable	Not Applicable	
Records Management Only Programs										
Maryland	Strong Authority	Fully Equipped	Moderate Activity	Moderate Authority	Moderately Equipped	Minimal Activity	Moderate Authority	Moderately Equipped	Minimal Activity	
Michigan	Moderate Authority	Minimally Equipped	Not Active	Not Applicable	Not Applicable	Not Applicable	Not Applicable	Not Applicable	Not Applicable	Other 1—Electronic Signature service
Montana	Moderate Authority	Moderately Equipped	Moderate Activity	Moderate Authority	Moderately Equipped	Moderate Activity	Moderate Authority	Moderately Equipped	Moderate Activity	
Nebraska	Minimal Authority	Minimally Equipped	Minimal Activity	Minimal Authority	Minimally Equipped	Minimal Activity	Minimal Authority	Minimally Equipped	Minimal Activity	
Tennessee	Not Applicable	Not Applicable	Not Applicable	Not Applicable	Not Applicable	Not Applicable	Not Applicable	Not Applicable	Not Applicable	
Wisconsin	Moderate Authority	Moderately Equipped	Minimal Activity	Not Applicable	Not Applicable	Not Applicable	Not Applicable	Not Applicable	Not Applicable	

*newly submitted data; all other data is carried forward from 2020 survey.

TABLE 14A. Authority, Resources and Activity in Support of Judicial Branch Agencies*

State	Program establishes records-related standards/guidelines			Program approves retention and disposition schedules			Program provides consultation and training on records-related practices and procedures			Program provides micrographic or original capture digital imaging services		
	Authority	Resources	Activity	Authority	Resources	Activity	Authority	Resources	Activity	Authority	Resources	Activity
Alabama	Minimal Authority	Minimally Equipped	Not Active	Minimal Authority	Minimally Equipped	Not Active	Moderate Authority	Moderately Equipped	Moderate Activity	Minimal Authority	Not Equipped	Not Active
Alaska	Minimal Authority	Fully Equipped	Minimal Activity	No Authority	Moderately Equipped	Minimal Activity	Minimal Authority	Moderately Equipped	Minimal Activity	Minimal Authority	Fully Equipped	Very Active
Arizona*	Minimal Authority	Minimally Equipped	Minimal Activity	No Authority	Not Applicable	Not Applicable	Minimal Authority	Minimally Equipped	Minimal Activity	Not Applicable	Not Applicable	Not Applicable
Arkansas	No Authority	Not Applicable	Not Applicable	No Authority	Not Applicable	Not Applicable	No Authority	Not Applicable	Not Applicable	No Authority	Not Applicable	Not Applicable
California												
Colorado	Strong Authority	Minimally Equipped	Minimal Activity	Strong Authority	Minimally Equipped	Minimal Activity	Strong Authority	Minimally Equipped	Minimal Activity	Not Applicable	Not Applicable	Not Applicable
Connecticut	No Authority	Not Equipped	Minimal Activity	No Authority	Not Applicable	Not Applicable	No Authority	Not Applicable	Not Applicable	No Authority	Not Applicable	Not Applicable
Delaware												
Florida*	Minimal Authority	Moderately Equipped	Minimal Activity	No Authority	Moderately Equipped	Not Active	Strong Authority	Minimally Equipped	Minimal Activity	Strong Authority	Not Equipped	Not Active
Georgia	Moderate Authority	Minimally Equipped	Moderate Activity	Moderate Authority	Minimally Equipped	Moderate Activity	Strong Authority	Minimally Equipped	Moderate Activity	No Authority	Not Applicable	Not Applicable
Hawaii												
Idaho	Moderate Authority	Moderately Equipped	Minimal Activity	Minimal Authority	Minimally Equipped	Minimal Activity	Minimal Authority	Moderately Equipped	Minimal Activity	Not Applicable	Not Applicable	Not Applicable
Illinois												
Indiana	Minimal Authority	Moderately Equipped	Not Active	Moderate Authority	Moderately Equipped	Not Active	Minimal Authority	Moderately Equipped	Minimal Activity	Minimal Authority	Fully Equipped	Moderate Activity
Iowa	No Authority	Not Applicable	Not Applicable	No Authority	Not Applicable	Not Applicable	No Authority	Not Applicable	Not Applicable	No Authority	Not Applicable	Not Applicable
Kansas	No Authority	Not Applicable	Not Applicable	No Authority	Not Applicable	Not Applicable	Minimal Authority	Minimally Equipped	Minimal Activity	Minimal Authority	Not Equipped	Not Active
Kentucky	Minimal Authority	Moderately Equipped	Minimal Activity	Strong Authority	Moderately Equipped	Moderate Activity	Minimal Authority	Minimally Equipped	Minimal Activity	Minimal Authority	Moderately Equipped	Not Active
Louisiana*	Strong Authority	Moderately Equipped	Minimal Activity	Strong Authority	Moderately Equipped	Moderate Activity	Strong Authority	Moderately Equipped	Moderate Activity	Strong Authority	Moderately Equipped	Minimal Activity
Maine	No Authority	Moderately Equipped	Minimal Activity	Minimal Authority	Fully Equipped	Minimal Activity	No Authority	Fully Equipped	Not Active	No Authority	Fully Equipped	Not Active
Maryland*	Moderate Authority	Minimally Equipped	Minimal Activity	Moderate Authority	Minimally Equipped	Minimal Activity	Moderate Authority	Minimally Equipped	Moderate Activity	Moderate Authority	Minimally Equipped	Minimal Activity
Massachusetts	No Authority	Not Applicable	Not Applicable	No Authority	Not Applicable	Not Applicable	No Authority	Not Applicable	Not Applicable	No Authority	Not Applicable	Not Applicable
Michigan*	Strong Authority	Minimally Equipped	Minimal Activity	Strong Authority	Fully Equipped	Very Active	Strong Authority	Minimally Equipped	Minimal Activity	Strong Authority	Minimally Equipped	Minimal Activity
Minnesota	Minimal Authority	Minimally Equipped	Minimal Activity	Strong Authority	Moderately Equipped	Very Active	No Authority	Minimally Equipped	Minimal Activity	No Authority	Not Applicable	Not Applicable
Mississippi	Moderate Authority	Moderately Equipped	Moderate Activity	Minimal Authority	Minimally Equipped	Moderate Activity	Moderate Authority	Moderately Equipped	Moderate Activity	No Authority	Not Applicable	Not Applicable
Missouri	Moderate Authority	Moderately Equipped	Very Active	Minimal Authority	Moderately Equipped	Minimal Activity	No Authority	Moderately Equipped	Minimal Activity	Moderate Authority	Fully Equipped	Very Active
Montana	Minimal Authority	Minimally Equipped	Minimal Activity	Minimal Authority	Minimally Equipped	Minimal Activity	Moderate Authority	Minimally Equipped	Moderate Activity	No Authority	Not Applicable	Not Applicable
Nebraska	Strong Authority	Moderately Equipped	Moderate Activity	Strong Authority	Moderately Equipped	Very Active	Moderate Authority	Minimally Equipped	Minimal Activity	Moderate Authority	Minimally Equipped	Minimal Activity
Nevada	Minimal Authority	Minimally Equipped	Not Active	Strong Authority	Moderately Equipped	Very Active	Minimal Authority	Minimally Equipped	Not Active	Moderate Authority	Moderately Equipped	Moderate Activity
New Hampshire												
New Jersey	Minimal Authority	Not Equipped	Minimal Activity	Minimal Authority	Not Equipped	Minimal Activity	Minimal Authority	Minimally Equipped	Minimal Activity	No Authority	Not Applicable	Not Applicable
New Mexico												
New York	No Authority	Minimally Equipped	Minimal Activity	Minimal Authority	Moderately Equipped	Moderate Activity	Minimal Authority	Moderately Equipped	Moderate Activity	No Authority	Not Applicable	Not Applicable
North Carolina	Strong Authority	Fully Equipped	Very Active	Strong Authority	Moderately Equipped	Very Active	Strong Authority	Moderately Equipped	Very Active	Strong Authority	Minimally Equipped	Not Active
North Dakota	No Authority	Not Applicable	Not Applicable	No Authority	Not Applicable	Not Applicable	Strong Authority	Moderately Equipped	Minimal Activity	No Authority	Not Applicable	Not Applicable
Ohio*	Moderate Authority	Minimally Equipped	Minimal Activity	Moderate Authority	Minimally Equipped	Minimal Activity	Moderate Authority	Minimally Equipped	Minimal Activity	Moderate Authority	Minimally Equipped	Not Active
Oklahoma	Strong Authority	Minimally Equipped	Minimal Activity	Strong Authority	Minimally Equipped	Minimal Activity	Strong Authority	Minimally Equipped	Minimal Activity	Strong Authority	Not Equipped	Not Active
Oregon	Minimal Authority	Minimally Equipped	Minimal Activity	No Authority	Not Applicable	Not Applicable	Minimal Authority	Minimally Equipped	Minimal Activity	No Authority	Not Applicable	Not Applicable
Pennsylvania	Minimal Authority	Minimally Equipped	Minimal Activity	Minimal Authority	Minimally Equipped	Minimal Activity	Minimal Authority	Minimally Equipped	Minimal Activity	No Authority	Not Applicable	Not Active
Rhode Island	No Authority	Not Applicable	Not Applicable	No Authority	Not Applicable	Not Applicable	No Authority	Not Applicable	Not Applicable	No Authority	Not Applicable	Not Applicable
South Carolina	Strong Authority	Moderately Equipped	Moderate Activity	Strong Authority	Moderately Equipped	Moderate Activity	Strong Authority	Moderately Equipped	Moderate Activity	Strong Authority	Moderately Equipped	Minimal Activity
South Dakota	Strong Authority	Fully Equipped	Minimal Activity	Strong Authority	Fully Equipped	Not Active	Strong Authority	Fully Equipped	Minimal Activity	Strong Authority	Minimally Equipped	Not Active
Tennessee												
Texas	Moderate Authority	Moderately Equipped	Moderate Activity	Moderate Authority	Moderately Equipped	Moderate Activity	Moderate Authority	Moderately Equipped	Moderate Activity	No Authority	Not Applicable	Not Applicable
Utah	Moderate Authority	Moderately Equipped	Minimal Activity	Strong Authority	Fully Equipped	Very Active	Strong Authority	Moderately Equipped	Very Active	Strong Authority	Fully Equipped	Very Active
Vermont	Strong Authority	Moderately Equipped	Very Active	Strong Authority	Moderately Equipped	Very Active	Strong Authority	Moderately Equipped	Very Active	Not Applicable	Not Applicable	Not Applicable
Virginia	Strong Authority	Minimally Equipped	Moderate Activity	Strong Authority	Minimally Equipped	Moderate Activity	Strong Authority	Minimally Equipped	Moderate Activity	Strong Authority	Minimally Equipped	Minimal Activity
Washington	Minimal Authority	Fully Equipped	Very Active	Minimal Authority	Fully Equipped	Very Active	Minimal Authority	Fully Equipped	Very Active	Minimal Authority	Fully Equipped	Minimal Activity
West Virginia	No Authority	Not Applicable	Not Applicable	No Authority	Not Applicable	Not Applicable	No Authority	Not Applicable	Not Applicable	No Authority	Not Applicable	Not Applicable
Wisconsin	No Authority	Not Applicable	Not Applicable	No Authority	Not Applicable	Not Applicable	Minimal Authority	Minimally Equipped	Not Active	No Authority	Not Applicable	Not Applicable
Wyoming	Moderate Authority	Minimally Equipped	Moderate Activity	Moderate Authority	Minimally Equipped	Moderate Activity	Moderate Authority	Minimally Equipped	Minimal Activity	Moderate Authority	Moderately Equipped	Minimal Activity

State	Program establishes records-related standards/guidelines			Program approves retention and disposition schedules			Program provides consultation and training on records-related practices and procedures			Program provides micrographic or original capture digital imaging services		
	Authority	Resources	Activity	Authority	Resources	Activity	Authority	Resources	Activity	Authority	Resources	Activity
District/Territory												
American Samoa	Moderate Authority	Minimally Equipped	Minimal Activity	Moderate Authority	Minimally Equipped	Minimal Activity	Moderate Authority	Minimally Equipped	Minimal Activity	Moderate Authority	Minimally Equipped	Minimal Activity
District of Columbia	Minimal Authority	Not Equipped	Not Active	No Authority	Not Applicable	Not Applicable	Minimal Authority	Not Equipped	Minimal Activity	No Authority	Not Applicable	Not Applicable
Guam												
Northern Marianas												
Puerto Rico	Moderate Authority	Minimally Equipped	Minimal Activity	Strong Authority	Moderately Equipped	Very Active	Moderate Authority	Minimally Equipped	Moderate Activity	Minimal Authority	Minimally Equipped	Moderate Activity
U.S. Virgin Islands	Minimal Authority	Not Equipped	Not Active	No Authority	Not Equipped	Not Active	Moderate Authority	Not Equipped	Not Active	Strong Authority	Not Equipped	Not Active
Records Management Only Programs												
Maryland	Strong Authority	Moderately Equipped	Moderate Activity	Strong Authority	Moderately Equipped	Moderate Activity	Strong Authority	Fully Equipped	Moderate Activity	Not Applicable	Not Applicable	Not Applicable
Michigan	No Authority	Minimally Equipped	Minimal Activity	No Authority	Minimally Equipped	Moderate Activity	No Authority	Minimally Equipped	Minimal Activity	Strong Authority	Fully Equipped	Minimal Activity
Montana	Moderate Authority	Moderately Equipped	Moderate Activity	Strong Authority	Moderately Equipped	Moderate Activity		Moderately Equipped	Moderate Activity	Moderate Authority	Moderately Equipped	Moderate Activity
Nebraska	Minimal Authority	Minimally Equipped	Minimal Activity	Moderate Authority	Moderately Equipped	Moderate Activity	Moderate Authority	Minimally Equipped	Minimal Activity	Minimal Authority	Minimally Equipped	Minimal Activity
Tennessee	Strong Authority	Fully Equipped	Very Active	Strong Authority	Fully Equipped	Very Active	Strong Authority	Fully Equipped	Very Active	Not Applicable	Not Applicable	Not Applicable
Wisconsin	Moderate Authority	Moderately Equipped	Not Active	No Authority	Not Applicable	Not Applicable	Moderate Authority	Moderately Equipped	Minimal Activity	No Authority	Not Applicable	Not Applicable

*newly submitted data; all other data is carried forward from 2020 survey.

TABLE 14B. Authority, Resources and Activity in Support of Judicial Branch Agencies*

State	Program accessions paper records into the state archives/and or regional repositories			Program accessions born-digital electronic records into the state archives and/or regional repositories			Program accessions other formats (such as audio visual materials) into the state archives and/or regional repositories			Program provides security storage for microfilm and/or electronic media		
	Authority	Resources	Activity	Authority	Resources	Activity	Authority	Resources	Activity	Authority	Resources	Activity
Alabama	Moderate Authority	Moderately Equipped	Moderate Activity	Moderate Authority	Moderately Equipped	Not Active	Moderate Authority	Minimally Equipped	Not Active	Minimal Authority	Not Equipped	Not Active
Alaska	Minimal Authority	Fully Equipped	Minimal Activity	Minimal Authority	Fully Equipped	Minimal Activity	Minimal Authority	Moderately Equipped	Minimal Activity	Minimal Authority	Fully Equipped	Very Active
Arizona*	Strong Authority	Moderately Equipped	Moderate Activity	Moderate Authority	Minimally Equipped	Minimal Activity	Moderate Authority	Minimally Equipped	Minimal Activity	Strong Authority	Moderately Equipped	Minimal Activity
Arkansas	No Authority	Not Applicable	Not Applicable	No Authority	Not Applicable	Not Applicable	No Authority	Not Applicable	Not Applicable	Minimal Authority	Minimally Equipped	Minimal Activity
California												
Colorado	Strong Authority	Moderately Equipped	Minimal Activity	Moderate Authority	Moderately Equipped	Not Active	Moderate Authority	Moderately Equipped	Not Active	Strong Authority	Moderately Equipped	Minimal Activity
Connecticut	No Authority	Minimally Equipped	Minimal Activity	No Authority	Not Applicable	Not Applicable	No Authority	Not Applicable	Not Applicable	No Authority	Not Applicable	Not Applicable
Delaware												
Florida*	Strong Authority	Moderately Equipped	Minimal Activity	Strong Authority	Minimally Equipped	Minimal Activity	Strong Authority	Moderately Equipped	Minimal Activity	Strong Authority	Moderately Equipped	Moderate Activity
Georgia	Strong Authority	Minimally Equipped	Minimal Activity	Strong Authority	Minimally Equipped	Minimal Activity	Strong Authority	Minimally Equipped	Minimal Activity	Strong Authority	Minimally Equipped	Very Active
Hawaii												
Idaho	Moderate Authority	Moderately Equipped	Minimal Activity	Strong Authority	Not Equipped	Not Active	Strong Authority	Moderately Equipped	Minimal Activity	Moderate Authority	Not Equipped	Not Active
Illinois												
Indiana	Minimal Authority	Minimally Equipped	Very Active	Minimal Authority	Minimally Equipped	Very Active	Minimal Authority	Minimally Equipped	Very Active	Minimal Authority	Minimally Equipped	Moderate Activity
Iowa	Minimal Authority	Minimally Equipped	Minimal Activity	No Authority	Not Applicable	Not Applicable	No Authority	Not Applicable	Not Applicable	No Authority	Not Applicable	Not Applicable
Kansas	Moderate Authority	Minimally Equipped	Minimal Activity	Moderate Authority	Minimally Equipped	Minimal Activity	Moderate Authority	Minimally Equipped	Minimal Activity	Minimal Authority	Not Equipped	Not Active
Kentucky	Moderate Authority	Moderately Equipped	Minimal Activity	Moderate Authority	Moderately Equipped	Minimal Activity	Moderate Authority	Moderately Equipped	Not Active	Moderate Authority	Fully Equipped	Not Active
Louisiana*	Strong Authority	Moderately Equipped	Moderate Activity	Strong Authority	Moderately Equipped	Minimal Activity	Strong Authority	Moderately Equipped	Minimal Activity	Strong Authority	Moderately Equipped	Moderate Activity
Maine	Minimal Authority	Moderately Equipped	Minimal Activity	Not Applicable	Not Applicable	Not Applicable	Not Applicable	Not Applicable	Not Applicable	No Authority	Moderately Equipped	Not Active
Maryland*	Moderate Authority	Minimally Equipped	Moderate Activity	Moderate Authority	Minimally Equipped	Moderate Activity	Moderate Authority	Minimally Equipped	Minimal Activity	Moderate Authority	Not Equipped	Not Applicable
Massachusetts	No Authority	Not Applicable	Not Applicable	No Authority	Not Applicable	Not Applicable	No Authority	Not Applicable	Not Applicable	No Authority	Not Applicable	Not Applicable
Michigan*	Strong Authority	Moderately Equipped	Moderate Activity	Strong Authority	Moderately Equipped	Moderate Activity	Strong Authority	Minimally Equipped	Minimal Activity	Strong Authority	Minimally Equipped	Not Active
Minnesota	Strong Authority	Moderately Equipped	Very Active	Strong Authority	Moderately Equipped	Very Active	Strong Authority	Moderately Equipped	Very Active	No Authority	Not Applicable	Not Applicable
Mississippi	Strong Authority	Fully Equipped	Very Active	Strong Authority	Fully Equipped	Very Active	Strong Authority	Fully Equipped	Very Active	Strong Authority	Fully Equipped	Very Active
Missouri	Minimal Authority	Moderately Equipped	Moderate Activity	Minimal Authority	Minimally Equipped	Not Active	Minimal Authority	Minimally Equipped	Not Active	Minimal Authority	Fully Equipped	Moderate Activity
Montana	Moderate Authority	Moderately Equipped	Moderate Activity	Moderate Authority	Moderately Equipped	Minimal Activity	Moderate Authority	Moderately Equipped	Minimal Activity	No Authority	Not Applicable	Not Applicable
Nebraska	Strong Authority	Moderately Equipped	Moderate Activity	Strong Authority	Minimally Equipped	Minimal Activity	Minimal Authority	Minimally Equipped	Minimal Activity	Strong Authority	Moderately Equipped	Moderate Activity
Nevada	Strong Authority	Moderately Equipped	Moderate Activity	Strong Authority	Minimally Equipped	Minimal Activity	Strong Authority	Moderately Equipped	Minimal Activity	Not Applicable	Not Applicable	Not Applicable
New Hampshire												
New Jersey	Strong Authority	Moderately Equipped	Very Active	Strong Authority	Minimally Equipped	Not Active	Moderate Authority	Minimally Equipped	Not Active	No Authority	Not Applicable	Not Applicable
New Mexico												
New York	Strong Authority	Fully Equipped	Very Active	Strong Authority	Fully Equipped	Very Active	Strong Authority	Fully Equipped	Minimal Activity	No Authority	Not Applicable	Not Applicable
North Carolina	Strong Authority	Moderately Equipped	Very Active	Strong Authority	Minimally Equipped	Not Active	Strong Authority	Moderately Equipped	Minimal Activity	Strong Authority	Moderately Equipped	Moderate Activity
North Dakota	Strong Authority	Fully Equipped	Very Active	Strong Authority	Not Equipped	Minimal Activity	No Authority	Not Applicable	Not Applicable	Strong Authority	Fully Equipped	Not Active
Ohio*	Strong Authority	Moderately Equipped	Moderate Activity	Strong Authority	Minimally Equipped	Not Active	Strong Authority	Minimally Equipped	Not Active	Moderate Authority	Minimally Equipped	Minimal Activity
Oklahoma	Strong Authority	Minimally Equipped	Minimal Activity	Strong Authority	Minimally Equipped	Not Active	Strong Authority	Minimally Equipped	Not Active	Strong Authority	Minimally Equipped	Not Active
Oregon	Strong Authority	Fully Equipped	Very Active	No Authority	Not Applicable	Not Applicable	No Authority	Not Applicable	Not Applicable	Strong Authority	Fully Equipped	Very Active
Pennsylvania	Moderate Authority	Minimally Equipped	Minimal Activity	Minimal Authority	Not Equipped	Not Active	Minimal Authority	Minimally Equipped	Not Active	Minimal Authority	Not Equipped	Not Active
Rhode Island	No Authority	Not Applicable	Not Applicable	No Authority	Not Applicable	Not Applicable	No Authority	Not Applicable	Not Applicable	No Authority	Not Applicable	Not Applicable
South Carolina	Strong Authority	Moderately Equipped	Moderate Activity	Strong Authority	Moderately Equipped	Minimal Activity	Strong Authority	Moderately Equipped	Minimal Activity	Strong Authority	Moderately Equipped	Minimal Activity
South Dakota	Strong Authority	Fully Equipped	Minimal Activity	Strong Authority	Minimally Equipped	Not Active	Strong Authority	Fully Equipped	Minimal Activity	Strong Authority	Minimally Equipped	Minimal Activity
Tennessee												
Texas	Strong Authority	Moderately Equipped	Very Active	Strong Authority	Fully Equipped	Minimal Activity	Strong Authority	Fully Equipped	Minimal Activity	No Authority	Not Applicable	Not Applicable
Utah	Strong Authority	Fully Equipped	Very Active	Strong Authority	Minimally Equipped	Minimal Activity	Strong Authority	Minimally Equipped	Minimal Activity	Strong Authority	Moderately Equipped	Moderate Activity
Vermont	Strong Authority	Moderately Equipped	Very Active	Strong Authority	Moderately Equipped	Very Active	Strong Authority	Moderately Equipped	Very Active	Strong Authority	Moderately Equipped	Very Active
Virginia	Strong Authority	Minimally Equipped	Moderate Activity	Strong Authority	Minimally Equipped	Minimal Activity	Strong Authority	Minimally Equipped	Minimal Activity	Strong Authority	Minimally Equipped	Minimal Activity
Washington	Minimal Authority	Moderately Equipped	Very Active	Minimal Authority	Moderately Equipped	Very Active	Minimal Authority	Moderately Equipped	Moderate Activity	Minimal Authority	Fully Equipped	Moderate Activity
West Virginia	Strong Authority	Not Equipped	Minimal Activity	No Authority	Not Applicable	Not Applicable	Minimal Authority	Not Equipped	Minimal Activity	No Authority	Not Applicable	Not Applicable
Wisconsin	Strong Authority	Moderately Equipped	Minimal Activity	Strong Authority	Minimally Equipped	Not Active	Strong Authority	Minimally Equipped	Minimal Activity	Minimal Authority	Minimally Equipped	Not Active
Wyoming	Moderate Authority	Moderately Equipped	Minimal Activity	Moderate Authority	Moderately Equipped	Minimal Activity	Moderate Authority	Minimally Equipped	Minimal Activity	Moderate Authority	Moderately Equipped	Minimal Activity

State	Program accessions paper records into the state archives/and or regional repositories			Program accessions born-digital electronic records into the state archives and/or regional repositories			Program accessions other formats (such as audio visual materials) into the state archives and/or regional repositories			Program provides security storage for microfilm and/or electronic media		
	Authority	Resources	Activity	Authority	Resources	Activity	Authority	Resources	Activity	Authority	Resources	Activity
District/Territory												
American Samoa	Moderate Authority	Minimally Equipped	Not Active	Moderate Authority	Not Equipped	Not Active	Moderate Authority	Not Equipped	Not Active	Moderate Authority	Moderately Equipped	Moderate Activity
District of Columbia	Strong Authority	Minimally Equipped	Minimal Activity	Strong Authority	Not Equipped	Not Active	Strong Authority	Not Equipped	Not Active	Strong Authority	Not Equipped	Not Active
Guam												
Northern Marianas												
Puerto Rico	Strong Authority	Minimally Equipped	Minimal Activity	Not Applicable	Not Equipped	Not Active	Strong Authority	Minimally Equipped	Minimal Activity	Not Applicable	Not Equipped	Not Active
U.S. Virgin Islands	No Authority	Not Equipped	Not Active	No Authority	Not Equipped	Not Active	No Authority	Not Equipped	Not Active	Strong Authority	Not Equipped	Not Active
Records Management Only Programs												
Maryland	Moderate Authority	Fully Equipped	Very Active	Moderate Authority	Minimally Equipped	Minimal Activity	Not Applicable	Not Applicable	Not Applicable	Minimal Authority	Minimally Equipped	Not Active
Michigan	No Authority	Fully Equipped	Very Active	No Authority	Moderately Equipped	Not Active	No Authority	Not Applicable	Not Applicable	No Authority	Fully Equipped	Not Active
Montana	Moderate Authority	Moderately Equipped	Moderate Activity	Moderate Authority	Moderately Equipped	Moderate Activity	Moderate Authority	Moderately Equipped	Moderate Activity	Moderate Authority	Moderately Equipped	Moderate Activity
Nebraska	Minimal Authority	Moderately Equipped	Moderate Activity	No Authority	Not Equipped	Not Active	Minimal Authority	Minimally Equipped	Minimal Activity	Minimal Authority	Minimally Equipped	Minimal Activity
Tennessee	Strong Authority	Fully Equipped	Very Active	Not Applicable	Not Applicable	Not Applicable	Not Applicable	Not Applicable	Not Applicable	Not Applicable	Not Applicable	Not Applicable
Wisconsin	Strong Authority	Moderately Equipped	Minimal Activity	Strong Authority	Not Equipped	Not Applicable	Strong Authority	Moderately Equipped	Minimal Activity	Strong Authority	Moderately Equipped	Minimal Activity

*newly submitted data; all other data is carried forward from 2020 survey.

TABLE 14C. Authority, Resources and Activity in Support of Judicial Branch Agencies*

State	Program provides conservation services			Program provides preservation services			Program provides training to state government officials and employees			Program provides security storage for non-permanent microfilm and/or digital content**		
	Authority	Resources	Activity	Authority	Resources	Activity	Authority	Resources	Activity	Authority	Resources	Activity
Alabama	Minimal Authority	Minimally Equipped	Not Active	Moderate Authority	Moderately Equipped	Moderate Activity	Moderate Authority	Moderately Equipped	Moderate Activity	No Authority	Not Applicable	Not Applicable
Alaska	Minimal Authority	Moderately Equipped	Not Active	Minimal Authority	Moderately Equipped	Moderate Activity	Minimal Authority	Moderately Equipped	Minimal Activity	Strong Authority	Fully Equipped	Minimal Activity
Arizona*	Minimal Authority	Minimally Equipped	Minimal Activity	Minimal Authority	Minimally Equipped	Not Active	Minimal Authority	Minimally Equipped	Not Active	Not Applicable	Not Applicable	Not Applicable
Arkansas	No Authority	Not Applicable	Not Applicable	No Authority	Not Applicable	Not Applicable	No Authority	Not Applicable	Not Applicable	Minimal Authority	Moderately Equipped	Not Active
California										Strong Authority	Moderately Equipped	Minimal Activity
Colorado	Not Applicable	Not Applicable	Not Applicable	Moderate Authority	Minimally Equipped	Minimal Activity	Moderate Authority	Minimally Equipped	Not Active	Moderate Authority	Moderately Equipped	Minimal Activity
Connecticut	No Authority	Not Applicable	Not Applicable	No Authority	Not Applicable	Minimal Activity	No Authority	Not Applicable	Not Applicable	No Authority	Not Applicable	Not Applicable
Delaware												
Florida*	Strong Authority	Not Equipped	Not Active	Strong Authority	Not Equipped	Not Active	Strong Authority	Moderately Equipped	Minimal Activity	Strong Authority	Moderately Equipped	Minimal Activity
Georgia	Strong Authority	Minimally Equipped	Minimal Activity	Strong Authority	Minimally Equipped	Moderate Activity	Strong Authority	Moderately Equipped	Moderate Activity			
Hawaii												
Idaho	No Authority	Not Equipped	Not Active	Strong Authority	Moderately Equipped	Moderate Activity	Minimal Authority	Minimally Equipped	Moderate Activity			
Illinois										Strong Authority	Minimally Equipped	Moderate Activity
Indiana	Minimal Authority	Moderately Equipped	Very Active	Minimal Authority	Moderately Equipped	Very Active	Minimal Authority	Moderately Equipped	Minimal Activity	Not Applicable	Not Applicable	Not Applicable
Iowa	No Authority	Not Applicable	Not Applicable	No Authority	Not Applicable	Not Applicable	No Authority	Not Applicable	Not Applicable			
Kansas	Minimal Authority	Not Equipped	Not Active	Minimal Authority	Not Equipped	Not Active	Moderate Authority	Minimally Equipped	Minimal Activity			
Kentucky	Minimal Authority	Moderately Equipped	Not Active	Minimal Authority	Moderately Equipped	Not Active	Minimal Authority	Fully Equipped	Not Active	Not Applicable	Not Applicable	Not Applicable
Louisiana*	Strong Authority	Minimally Equipped	Minimal Activity	Strong Authority	Minimally Equipped	Minimal Activity	Strong Authority	Moderately Equipped	Moderate Activity	Not Applicable	Not Applicable	Not Applicable
Maine	Not Applicable	Not Applicable	Not Applicable	Strong Authority	Moderately Equipped	Moderate Activity	No Authority	Fully Equipped	Not Active	No Authority	Not Equipped	Moderate Activity
Maryland*	Moderate Authority	Minimally Equipped	Minimal Activity	Moderate Authority	Minimally Equipped	Minimal Activity	Minimal Authority	Minimally Equipped	Moderate Activity			
Massachusetts	No Authority	Not Applicable	Not Applicable	No Authority	Not Applicable	Not Applicable	No Authority	Not Applicable	Not Applicable			
Michigan*	Strong Authority	Not Equipped	Not Active	Strong Authority	Moderately Equipped	Moderate Activity	Strong Authority	Minimally Equipped	Minimal Activity	Moderate Authority	Moderately Equipped	Not Active
Minnesota	No Authority	Not Applicable	Not Applicable	No Authority	Not Applicable	Not Applicable	Minimal Authority	Minimally Equipped	Minimal Activity	Not Applicable	Not Applicable	Not Applicable
Mississippi	Strong Authority	Fully Equipped	Very Active	Strong Authority	Fully Equipped	Very Active	Strong Authority	Fully Equipped	Very Active	Not Applicable	Not Applicable	Not Applicable
Missouri	Minimal Authority	Fully Equipped	Minimal Activity	Minimal Authority	Minimally Equipped	Minimal Activity	No Authority	Moderately Equipped	Minimal Activity	Moderate Authority	Moderately Equipped	Very Active
Montana	Moderate Authority	Minimally Equipped	Minimal Activity	Moderate Authority	Minimally Equipped	Minimal Activity	Moderate Authority	Moderately Equipped	Minimal Activity			
Nebraska	Not Applicable	Not Applicable	Not Applicable	Not Applicable	Not Applicable	Not Applicable	Moderate Authority	Minimally Equipped	Minimal Activity			
Nevada	Not Applicable	Not Applicable	Not Applicable	No Authority	Minimally Equipped	Not Active	Minimal Authority	Minimally Equipped	Not Active	No Authority	Not Equipped	Not Applicable
New Hampshire												
New Jersey	No Authority	Not Applicable	Not Applicable	No Authority	Not Applicable	Not Applicable	Minimal Authority	Minimally Equipped	Minimal Activity			
New Mexico												
New York	No Authority	Not Applicable	Not Applicable	No Authority	Minimally Equipped	Moderate Activity	No Authority	Minimally Equipped	Minimal Activity	Minimal Authority	Minimally Equipped	Not Active
North Carolina	No Authority	Not Applicable	Not Applicable	Strong Authority	Moderately Equipped	Minimal Activity	Strong Authority	Moderately Equipped	Minimal Activity			
North Dakota	No Authority	Not Applicable	Not Applicable	No Authority	Not Applicable	Not Applicable	Strong Authority	Fully Equipped	Minimal Activity			
Ohio*	Moderate Authority	Not Equipped	Not Active	Moderate Authority	Not Equipped	Not Active	Moderate Authority	Minimally Equipped	Minimal Activity	No Authority	Not Applicable	Not Applicable
Oklahoma	No Authority	Not Applicable	Not Applicable	No Authority	Not Applicable	Not Applicable	Strong Authority	Minimally Equipped	Minimal Activity	Moderate Authority	Minimally Equipped	Minimal Activity
Oregon	No Authority	Not Applicable	Not Applicable	No Authority	Not Applicable	Not Applicable	Minimal Authority	Minimally Equipped	Minimal Activity			
Pennsylvania	Minimal Authority	Not Equipped	Not Active	Minimal Authority	Not Equipped	Not Active	Moderate Authority	Not Equipped	Not Active	Minimal Authority	Not Equipped	Not Active
Rhode Island	No Authority	Not Applicable	Not Applicable	No Authority	Not Applicable	Not Applicable	No Authority	Not Applicable	Not Applicable	Not Applicable	Not Applicable	Not Applicable
South Carolina	Strong Authority	Moderately Equipped	Moderate Activity	Strong Authority	Moderately Equipped	Moderate Activity	Strong Authority	Moderately Equipped	Moderate Activity	Strong Authority	Fully Equipped	Very Active
South Dakota	Minimal Authority	Minimally Equipped	Not Active	Strong Authority	Minimally Equipped	Not Active	Strong Authority	Fully Equipped	Minimal Activity	No Authority	Not Applicable	Not Applicable
Tennessee										Not Applicable	Not Applicable	Not Active
Texas	No Authority	Moderately Equipped	Minimal Activity	No Authority	Moderately Equipped	Minimal Activity	Strong Authority	Moderately Equipped	Moderate Activity			
Utah	Minimal Authority	Minimally Equipped	Minimal Activity	Moderate Authority	Moderately Equipped	Moderate Activity	Strong Authority	Moderately Equipped	Very Active	Strong Authority	Moderately Equipped	Moderate Activity
Vermont	Not Applicable	Not Applicable	Not Applicable	Strong Authority	Moderately Equipped	Very Active	Strong Authority	Moderately Equipped	Very Active	Strong Authority	Fully Equipped	Very Active
Virginia	Strong Authority	Minimally Equipped	Not Active	Strong Authority	Minimally Equipped	Not Active	Strong Authority	Minimally Equipped	Minimal Activity	No Authority	Moderately Equipped	Minimal Activity
Washington	No Authority	Minimally Equipped	Not Applicable	Minimal Authority	Minimally Equipped	Minimal Activity	Minimal Authority	Fully Equipped	Very Active	Strong Authority	Fully Equipped	Very Active
West Virginia	No Authority	Not Applicable	Not Applicable	No Authority	Not Applicable	Not Applicable	No Authority	Not Applicable	Not Applicable	No Authority	Not Applicable	Not Applicable
Wisconsin	Minimal Authority	Minimally Equipped	Not Active	Minimal Authority	Minimally Equipped	Not Active	Strong Authority	Moderately Equipped	Not Active	Not Applicable	Not Applicable	Not Applicable
Wyoming	No Authority	Not Applicable	Not Applicable	Minimal Authority	Minimally Equipped	Minimal Activity	Moderate Authority	Minimally Equipped	Minimal Activity	Moderate Authority	Moderately Equipped	Moderate Activity

State	Program provides conservation services			Program provides preservation services			Program provides training to state government officials and employees			Program provides security storage for non-permanent microfilm and/or digital content**		
	Authority	Resources	Activity	Authority	Resources	Activity	Authority	Resources	Activity	Authority	Resources	Activity
District/Territory												
American Samoa	Moderate Authority	Not Equipped	Very Active	Moderate Authority	Not Equipped	Very Active	Moderate Authority	Not Equipped	Minimal Activity			
District of Columbia	No Authority	Not Applicable	Not Applicable	No Authority	Not Applicable	Not Applicable	Minimal Authority	Minimally Equipped	Minimal Activity	Strong Authority	Minimally Equipped	Minimal Activity
Guam												
Northern Marianas												
Puerto Rico	Not Applicable	Not Equipped	Not Active	Not Applicable	Not Equipped	Not Active	Minimal Authority	Minimally Equipped	Minimal Activity			
U.S. Virgin Islands	No Authority	Not Equipped	Not Active	No Authority	Not Equipped	Not Active	Moderate Authority	Not Equipped	Not Active			
Records Management Only Programs												
Maryland	Not Applicable	Not Applicable		Not Applicable	Not Applicable	Not Applicable	Strong Authority	Fully Equipped	Very Active			
Michigan	Not Applicable	Not Applicable	Not Applicable	Not Applicable	Not Applicable	Not Applicable	No Authority	Minimally Equipped	Minimal Activity			
Montana	Moderate Authority	Moderately Equipped	Moderate Activity	Moderate Authority	Moderately Equipped	Moderate Activity	Moderate Authority	Moderately Equipped	Moderate Activity			
Nebraska	No Authority	Not Equipped	Not Active	No Authority	Not Equipped	Not Active	Minimal Authority	Moderately Equipped	Minimal Activity			
Tennessee	Not Applicable	Not Applicable	Not Applicable	Not Applicable	Not Applicable	Not Applicable	Moderate Authority	Fully Equipped	Very Active			
Wisconsin	No Authority	Not Applicable	Not Applicable	No Authority	Not Applicable	Not Applicable	Moderate Authority	Moderately Equipped	Moderate Activity			

*newly submitted data; all other data is carried forward from 2020 survey.

** new question for FY2022 survey

TABLE 14D. Authority, Resources and Activity in Support of Judicial Branch Agencies*

State	Other 1			Other 2			Other 3			Please describe any "Other" additions you rated.
	Authority	Resources	Activity	Authority	Resources	Activity	Authority	Resources	Activity	
Alabama	Not Applicable	Not Applicable	Not Applicable	Not Applicable	Not Applicable	Not Applicable	Not Applicable	Not Applicable	Not Applicable	
Alaska	Not Applicable	Not Applicable	Not Applicable	Not Applicable	Not Applicable	Not Applicable	Not Applicable	Not Applicable	Not Applicable	
Arizona*	Not Applicable	Not Applicable	Not Applicable	Not Applicable	Not Applicable	Not Applicable	Not Applicable	Not Applicable	Not Applicable	
Arkansas	Not Applicable	Not Applicable	Not Applicable	Not Applicable	Not Applicable	Not Applicable	Not Applicable	Not Applicable	Not Applicable	
California										
Colorado	Moderate Authority	Minimally Equipped	Not Active	Moderate Authority	Minimally Equipped	Not Active	Moderate Authority	Minimally Equipped	Not Active	
Connecticut	No Authority	Not Applicable	Not Applicable	No Authority	Not Applicable	Not Applicable	No Authority	Not Applicable	Not Applicable	
Delaware										
Florida*	Not Applicable	Not Applicable	Not Applicable	Not Applicable	Not Applicable	Not Applicable	Not Applicable	Not Applicable	Not Applicable	
Georgia	Not Applicable	Not Applicable	Not Applicable	Not Applicable	Not Applicable	Not Applicable	Not Applicable	Not Applicable	Not Applicable	
Hawaii										
Idaho	Not Applicable	Not Applicable	Not Applicable	Not Applicable	Not Applicable	Not Applicable	Not Applicable	Not Applicable	Not Applicable	
Illinois										
Indiana	Not Applicable	Not Applicable	Not Applicable	Not Applicable	Not Applicable	Not Applicable	Not Applicable	Not Applicable	Not Applicable	
Iowa	Not Applicable	Not Applicable	Not Applicable	Not Applicable	Not Applicable	Not Applicable	Not Applicable	Not Applicable	Not Applicable	
Kansas	Not Applicable	Not Applicable	Not Applicable	Not Applicable	Not Applicable	Not Applicable	Not Applicable	Not Applicable	Not Applicable	
Kentucky	Not Applicable	Not Applicable	Not Applicable	Not Applicable	Not Applicable	Not Applicable	Not Applicable	Not Applicable	Not Applicable	The State Libraries, Archives and Records Commission approves records retention schedules developed by this division, in conjunction with state and local agencies.
Louisiana*	Not Applicable	Not Applicable	Not Applicable	Not Applicable	Not Applicable	Not Applicable	Not Applicable	Not Applicable	Not Applicable	
Maine	Not Applicable	Not Applicable	Not Applicable	Not Applicable	Not Applicable	Not Applicable	Not Applicable	Not Applicable	Not Applicable	
Maryland*	Not Applicable	Not Applicable	Not Applicable	Not Applicable	Not Applicable	Not Applicable	Not Applicable	Not Applicable	Not Applicable	
Massachusetts	Not Applicable	Not Applicable	Not Applicable	Not Applicable	Not Applicable	Not Applicable	Not Applicable	Not Applicable	Not Applicable	
Michigan*	Not Applicable	Not Applicable	Not Applicable	Not Applicable	Not Applicable	Not Applicable	Not Applicable	Not Applicable	Not Applicable	
Minnesota	Not Applicable	Not Applicable	Not Applicable	Not Applicable	Not Applicable	Not Applicable	Not Applicable	Not Applicable	Not Applicable	
Mississippi	Not Applicable	Not Applicable	Not Applicable	Not Applicable	Not Applicable	Not Applicable	Not Applicable	Not Applicable	Not Applicable	
Missouri	Moderate Authority	Moderately Equipped	Very Active	Not Applicable	Not Applicable	Not Applicable	Not Applicable	Not Applicable	Not Applicable	The answers to 4.3I refers to permanent local court records. All answers in the section before 4.3I refer to the Missouri Supreme Court and Missouri Appeals Courts.
Montana	Minimal Authority	Moderately Equipped	Minimal Activity	Minimal Authority	Moderately Equipped	Minimal Activity	Minimal Authority	Moderately Equipped	Minimal Activity	
Nebraska	Not Applicable	Not Applicable	Not Applicable	Not Applicable	Not Applicable	Not Applicable	Not Applicable	Not Applicable	Not Applicable	
Nevada	No Authority	Minimally Equipped	Not Active	Not Applicable	Not Applicable	Not Applicable	Not Applicable	Not Applicable	Not Applicable	
New Hampshire										
New Jersey	Not Applicable	Not Applicable	Not Applicable	Not Applicable	Not Applicable	Not Applicable	Not Applicable	Not Applicable	Not Applicable	
New Mexico										
New York	Not Applicable	Not Applicable	Not Applicable	Not Applicable	Not Applicable	Not Applicable	Not Applicable	Not Applicable	Not Applicable	
North Carolina	Not Applicable	Not Applicable	Not Applicable	Not Applicable	Not Applicable	Not Applicable	Not Applicable	Not Applicable	Not Applicable	
North Dakota	Not Applicable	Not Applicable	Not Applicable	Not Applicable	Not Applicable	Not Applicable	Not Applicable	Not Applicable	Not Applicable	
Ohio*	Not Applicable	Not Applicable	Not Applicable	Not Applicable	Not Applicable	Not Applicable	Not Applicable	Not Applicable	Not Applicable	
Oklahoma	Not Applicable	Not Applicable	Not Applicable	Not Applicable	Not Applicable	Not Applicable	Not Applicable	Not Applicable	Not Applicable	
Oregon	Not Applicable	Not Applicable	Not Applicable	Not Applicable	Not Applicable	Not Applicable	Not Applicable	Not Applicable	Not Applicable	
Pennsylvania	Not Applicable	Not Applicable	Not Applicable	Not Applicable	Not Applicable	Not Applicable	Not Applicable	Not Applicable	Not Applicable	
Rhode Island	Not Applicable	Not Applicable	Not Applicable	Not Applicable	Not Applicable	Not Applicable	Not Applicable	Not Applicable	Not Applicable	
South Carolina	Not Applicable	Not Applicable	Not Applicable	Not Applicable	Not Applicable	Not Applicable	Not Applicable	Not Applicable	Not Applicable	
South Dakota	Not Applicable	Not Applicable	Not Applicable	Not Applicable	Not Applicable	Not Applicable	Not Applicable	Not Applicable	Not Applicable	
Tennessee										
Texas	Not Applicable	Not Applicable	Not Applicable	Not Applicable	Not Applicable	Not Applicable	Not Applicable	Not Applicable	Not Applicable	
Utah	Moderate Authority	Moderately Equipped	Moderate Activity	Moderate Authority	Moderately Equipped	Moderate Activity	Moderate Authority	Moderately Equipped	Moderate Activity	
Vermont	Not Applicable	Not Applicable	Not Applicable	Not Applicable	Not Applicable	Not Applicable	Not Applicable	Not Applicable	Not Applicable	
Virginia	Not Applicable	Not Applicable	Not Applicable	Not Applicable	Not Applicable	Not Applicable	Not Applicable	Not Applicable	Not Applicable	
Washington	Not Applicable	Not Applicable	Not Applicable	Not Applicable	Not Applicable	Not Applicable	Not Applicable	Not Applicable	Not Applicable	
West Virginia	Not Applicable	Not Applicable	Not Applicable	Not Applicable	Not Applicable	Not Applicable	Not Applicable	Not Applicable	Not Applicable	
Wisconsin	Strong Authority	Minimally Equipped	Minimal Activity	Strong Authority	Minimally Equipped	Minimal Activity	Strong Authority	Minimally Equipped	Not Active	

State	Other 1			Other 2			Other 3			Please describe any "Other" additions you rated.
	Authority	Resources	Activity	Authority	Resources	Activity	Authority	Resources	Activity	
Wyoming	Not Applicable	Not Applicable	Not Applicable	Not Applicable	Not Applicable	Not Applicable	Not Applicable	Not Applicable	Not Applicable	
District/Territory										
American Samoa	Moderate Authority	Minimally Equipped	Minimal Activity	Moderate Authority	Minimally Equipped	Minimal Activity	Moderate Authority	Minimally Equipped	Minimal Activity	
District of Columbia	Not Applicable	Not Applicable	Not Applicable	Not Applicable	Not Applicable	Not Applicable	Not Applicable	Not Applicable	Not Applicable	
Guam										
Northern Marianas										
Puerto Rico	Minimal Activity									
U.S. Virgin Islands	Not Applicable	Not Applicable	Not Applicable	Not Applicable	Not Applicable	Not Applicable	Not Applicable	Not Applicable	Not Applicable	
Records Management Only Programs										
Maryland	Strong Authority	Moderately Equipped	Moderate Activity	Moderate Authority	Moderately Equipped	Minimal Activity	Moderate Authority	Moderately Equipped	Moderate Activity	
Michigan	Moderate Authority	Minimally Equipped	Not Active	Not Applicable	Not Applicable	Not Applicable	Not Applicable	Not Applicable	Not Applicable	Other 1—Electronic Signature Service
Montana	Moderate Authority	Moderately Equipped	Moderate Activity	Moderate Authority	Moderately Equipped	Moderate Activity	Moderate Authority	Moderately Equipped	Moderate Activity	
Nebraska	Minimal Authority	Minimally Equipped	Minimal Activity	Minimal Authority	Minimally Equipped	Minimal Activity	Minimal Authority	Minimally Equipped	Minimal Activity	
Tennessee	Not Applicable	Not Applicable	Not Applicable	Not Applicable	Not Applicable	Not Applicable	Not Applicable	Not Applicable	Not Applicable	
Wisconsin	Not Applicable	Not Applicable	Not Applicable	Not Applicable	Not Applicable	Not Applicable	Not Applicable	Not Applicable	Not Applicable	

*newly submitted data; all other data is carried forward from 2020 survey.

TABLE 15A. Authority, Resources and Activity in Support of Local Government Agencies*

State	Program establishes records-related standards/guidelines			Program approves retention and disposition schedules			Program provides consultation and training on records-related practices and procedures			Program provides micrographic or original capture digital imaging services		
	Authority	Resources	Activity	Authority	Resources	Activity	Authority	Resources	Activity	Authority	Resources	Activity
Alabama	Moderate Authority	Moderately Equipped	Moderate Activity	Moderate Authority	Moderately Equipped	Moderate Activity	Moderate Authority	Moderately Equipped	Moderate Activity	Minimal Authority	Minimally Equipped	Not Active
Alaska	Minimal Authority	Fully Equipped	Minimal Activity	No Authority	Moderately Equipped	Minimal Activity	Minimal Authority	Moderately Equipped	Moderate Activity	Minimal Authority	Fully Equipped	Moderate Activity
Arizona*	Strong Authority	Moderately Equipped	Very Active	Strong Authority	Moderately Equipped	Moderate Activity	Strong Authority	Moderately Equipped	Moderate Activity	Not Applicable	Not Applicable	Not Applicable
Arkansas	No Authority	Not Applicable	Not Applicable	No Authority	Not Applicable	Not Applicable	Minimal Authority	Minimally Equipped	Minimal Activity	Minimal Authority	Minimally Equipped	Minimal Activity
California												
Colorado	Strong Authority	Minimally Equipped	Minimal Activity	Strong Authority	Minimally Equipped	Moderate Activity	Strong Authority	Minimally Equipped	Moderate Activity	Not Applicable	Not Applicable	Not Applicable
Connecticut	Strong Authority	Moderately Equipped	Moderate Activity	Strong Authority	Moderately Equipped	Minimal Activity	Strong Authority	Moderately Equipped	Moderate Activity	Strong Authority	Not Equipped	Not Active
Delaware												
Florida*	Strong Authority	Moderately Equipped	Very Active	Strong Authority	Moderately Equipped	Very Active	Strong Authority	Moderately Equipped	Very Active	Strong Authority	Not Equipped	Not Active
Georgia	Strong Authority	Minimally Equipped	Moderate Activity	Moderate Authority	Minimally Equipped	Moderate Activity	Strong Authority	Minimally Equipped	Moderate Activity	No Authority	Not Applicable	Not Applicable
Hawaii												
Idaho	Moderate Authority	Moderately Equipped	Moderate Activity	Not Applicable	Not Applicable	Not Applicable	Strong Authority	Moderately Equipped	Very Active	Not Applicable	Not Applicable	Not Applicable
Illinois												
Indiana	Strong Authority	Moderately Equipped	Very Active	Strong Authority	Moderately Equipped	Very Active	Strong Authority	Moderately Equipped	Moderate Activity	Strong Authority	Fully Equipped	Very Active
Iowa	No Authority	Not Applicable	Not Applicable	No Authority	Not Applicable	Not Applicable	No Authority	Not Applicable	Not Applicable	No Authority	Not Applicable	Not Applicable
Kansas	Strong Authority	Minimally Equipped	Moderate Activity	Strong Authority	Minimally Equipped	Moderate Activity	Strong Authority	Minimally Equipped	Very Active	Minimal Authority	Not Equipped	Not Active
Kentucky	Strong Authority	Fully Equipped	Minimal Activity	Strong Authority	Fully Equipped	Very Active	Strong Authority	Fully Equipped	Moderate Activity	Strong Authority	Moderately Equipped	Moderate Activity
Louisiana*	Strong Authority	Moderately Equipped	Moderate Activity	Strong Authority	Moderately Equipped	Moderate Activity	Strong Authority	Moderately Equipped	Moderate Activity	Strong Authority	Moderately Equipped	Moderate Activity
Maine	Strong Authority	Fully Equipped	Moderate Activity	Strong Authority	Fully Equipped	Moderate Activity	Strong Authority	Fully Equipped	Minimal Activity	Minimal Authority	Moderately Equipped	Not Active
Maryland*	Moderate Authority	Minimally Equipped	Minimal Activity	Moderate Authority	Minimally Equipped	Minimal Activity	Moderate Authority	Minimally Equipped	Moderate Activity	Moderate Authority	Minimally Equipped	Minimal Activity
Massachusetts	Strong Authority	Moderately Equipped	Very Active	Strong Authority	Moderately Equipped	Very Active	Strong Authority	Moderately Equipped	Very Active	No Authority	Not Applicable	Not Applicable
Michigan*	Strong Authority	Moderately Equipped	Very Active	Strong Authority	Fully Equipped	Very Active	Strong Authority	Minimally Equipped	Very Active	Strong Authority	Minimally Equipped	Minimal Activity
Minnesota	Minimal Authority	Minimally Equipped	Minimal Activity	Strong Authority	Moderately Equipped	Very Active	No Authority	Minimally Equipped	Moderate Activity	No Authority	Not Applicable	Not Applicable
Mississippi	Strong Authority	Fully Equipped	Very Active	Strong Authority	Fully Equipped	Very Active	Strong Authority	Fully Equipped	Very Active	No Authority	Not Applicable	Not Applicable
Missouri	Moderate Authority	Fully Equipped	Moderate Activity	Strong Authority	Fully Equipped	Moderate Activity	Strong Authority	Moderately Equipped	Moderate Activity	Strong Authority	Moderately Equipped	Moderate Activity
Montana	Strong Authority	Minimally Equipped	Very Active	Strong Authority	Minimally Equipped	Very Active	Strong Authority	Moderately Equipped	Very Active	No Authority	Not Applicable	Not Applicable
Nebraska	Strong Authority	Moderately Equipped	Moderate Activity	Strong Authority	Moderately Equipped	Very Active	Moderate Authority	Minimally Equipped	Minimal Activity	Strong Authority	Minimally Equipped	Minimal Activity
Nevada	Moderate Authority	Moderately Equipped	Moderate Activity	Moderate Authority	Moderately Equipped	Moderate Activity	Moderate Authority	Moderately Equipped	Not Active	Minimal Authority	Minimally Equipped	Minimal Activity
New Hampshire												
New Jersey	Moderate Authority	Moderately Equipped	Moderate Activity	Moderate Authority	Not Equipped	Moderate Activity	Moderate Authority	Minimally Equipped	Minimal Activity	No Authority	Not Applicable	Not Applicable
New Mexico												
New York	Strong Authority	Fully Equipped	Very Active	Strong Authority	Fully Equipped	Very Active	Strong Authority	Fully Equipped	Very Active	No Authority	Not Applicable	Not Applicable
North Carolina	Strong Authority	Fully Equipped	Very Active	Strong Authority	Moderately Equipped	Very Active	Strong Authority	Moderately Equipped	Very Active	Strong Authority	Fully Equipped	Moderate Activity
North Dakota	Strong Authority	Fully Equipped	Moderate Activity	Strong Authority	Fully Equipped	Very Active	Strong Authority	Moderately Equipped	Moderate Activity	Strong Authority	Moderately Equipped	Moderate Activity
Ohio*	Strong Authority	Minimally Equipped	Moderate Activity	Strong Authority	Minimally Equipped	Moderate Activity	Strong Authority	Minimally Equipped	Moderate Activity	Moderate Authority	Minimally Equipped	Not Active
Oklahoma	No Authority	Not Applicable	Not Applicable	No Authority	Not Applicable	Not Applicable	Strong Authority	Minimally Equipped	Minimal Activity	No Authority	Not Applicable	Not Applicable
Oregon	Strong Authority	Moderately Equipped	Very Active	Strong Authority	Moderately Equipped	Very Active	Strong Authority	Moderately Equipped	Very Active	No Authority	Not Applicable	Not Applicable
Pennsylvania	Strong Authority	Minimally Equipped	Moderate Activity	Strong Authority	Minimally Equipped	Minimal Activity	Strong Authority	Minimally Equipped	Very Active	Minimal Authority	Not Equipped	Not Active
Rhode Island	Strong Authority	Fully Equipped	Very Active	Strong Authority	Fully Equipped	Very Active	Strong Authority	Fully Equipped	Very Active	No Authority	Not Applicable	Not Applicable
South Carolina	Strong Authority	Moderately Equipped	Very Active	Strong Authority	Moderately Equipped	Very Active	Strong Authority	Moderately Equipped	Moderate Activity	Strong Authority	Moderately Equipped	Moderate Activity
South Dakota	Strong Authority	Fully Equipped	Minimal Activity	Strong Authority	Fully Equipped	Very Active	Strong Authority	Fully Equipped	Moderate Activity	Strong Authority	Minimally Equipped	Minimal Activity
Tennessee												
Texas	Strong Authority	Minimally Equipped	Minimal Activity	Strong Authority	Minimally Equipped	Minimal Activity	Strong Authority	Minimally Equipped	Minimal Activity	No Authority	Not Applicable	Not Applicable
Utah	Strong Authority	Moderately Equipped	Moderate Activity	Strong Authority	Moderately Equipped	Moderate Activity	Strong Authority	Moderately Equipped	Moderate Activity	Strong Authority	Moderately Equipped	Moderate Activity
Vermont*	Strong Authority	Fully Equipped	Very Active	Strong Authority	Fully Equipped	Very Active	Strong Authority	Fully Equipped	Very Active	Not Applicable	Not Applicable	Not Applicable
Virginia*	Strong Authority	Moderately Equipped	Very Active	Strong Authority	Minimally Equipped	Minimal Activity	Strong Authority	Moderately Equipped	Minimal Activity	Not Applicable	Not Applicable	Not Applicable
Washington*	Strong Authority	Fully Equipped	Very Active	Strong Authority	Fully Equipped	Very Active	Strong Authority	Fully Equipped	Very Active	Strong Authority	Fully Equipped	Very Active
West Virginia*	Strong Authority	Fully Equipped	Very Active	Moderate Authority	Moderately Equipped	Moderate Activity	Strong Authority	Fully Equipped	Very Active	Strong Authority	Fully Equipped	Very Active
Wisconsin	Moderate Authority	Moderately Equipped	Moderate Activity	No Authority	Not Applicable	Not Applicable	Strong Authority	Moderately Equipped	Very Active	Minimal Authority	Minimally Equipped	Minimal Activity
Wyoming	Moderate Authority	Minimally Equipped	Very Active	Moderate Authority	Minimally Equipped	Very Active	Moderate Authority	Minimally Equipped	Moderate Activity	Moderate Authority	Moderately Equipped	Very Active

State	Program establishes records-related standards/guidelines			Program approves retention and disposition schedules			Program provides consultation and training on records-related practices and procedures			Program provides micrographic or original capture digital imaging services		
	Authority	Resources	Activity	Authority	Resources	Activity	Authority	Resources	Activity	Authority	Resources	Activity
District/Territory												
American Samoa	Strong Authority	Minimally Equipped	Moderate Activity	Strong Authority	Minimally Equipped	Moderate Activity	Strong Authority	Minimally Equipped	Moderate Activity	Strong Authority	Not Equipped	Not Active
District of Columbia	Not Applicable	Not Applicable	Not Applicable	Not Applicable	Not Applicable	Not Applicable	Not Applicable	Not Applicable	Not Applicable	Not Applicable	Not Applicable	Not Applicable
Guam												
Northern Marianas												
Puerto Rico	Minimal Authority	Minimally Equipped	Minimal Activity	Strong Authority	Minimally Equipped	Very Active	Minimal Authority	Minimally Equipped	Minimal Activity	Minimal Authority	Minimally Equipped	Minimal Activity
U.S. Virgin Islands	Not Applicable	Not Applicable	Not Applicable	Not Applicable	Not Applicable	Not Applicable	Not Applicable	Not Applicable	Not Applicable	Not Applicable	Not Applicable	Not Applicable
Records Management Only Programs												
Maryland	Strong Authority	Moderately Equipped	Very Active	Strong Authority	Moderately Equipped	Very Active	Strong Authority	Fully Equipped		Not Applicable	Not Equipped	Not Applicable
Michigan	No Authority	Minimally Equipped	Not Active	Moderate Authority	Not Equipped	Minimal Activity	Minimal Authority	Not Equipped	Minimal Activity	Strong Authority	Fully Equipped	Minimal Activity
Montana	Moderate Authority	Moderately Equipped	Moderate Activity	Moderate Authority	Moderately Equipped	Moderate Activity	Moderate Authority	Moderately Equipped	Moderate Activity	Moderate Authority	Moderately Equipped	Moderate Activity
Nebraska	Moderate Authority	Moderately Equipped	Moderate Activity	Moderate Authority	Moderately Equipped	Moderate Activity	Moderate Authority	Moderately Equipped	Moderate Activity	Minimal Authority	Minimally Equipped	Minimal Activity
Tennessee	Not Applicable	Not Applicable	Not Applicable	Not Applicable	Not Applicable	Not Applicable	Not Applicable		Not Applicable	Not Applicable	Not Applicable	Not Applicable
Wisconsin	Strong Authority	Moderately Equipped	Minimal Activity	No Authority	Not Applicable	Not Applicable	Moderate Authority	Moderately Equipped	Moderate Activity	No Authority	Not Applicable	Not Applicable

*newly submitted data; all other data is carried forward from 2020 survey.

TABLE 15B. Authority, Resources and Activity in Support of Local Government Agencies*

State	Program accessions paper records into the state archives/and or regional repositories			Program accessions born-digital electronic records into the state archives and/or regional repositories			Program accessions other formats (such as audio visual materials) into the state archives and/or regional repositories			Program provides security storage for microfilm and/or electronic media		
	Authority	Resources	Activity	Authority	Resources	Activity	Authority	Resources	Activity	Authority	Resources	Activity
Alabama	Moderate Authority	Not Equipped	Not Active	Moderate Authority	Minimally Equipped	Not Active	Minimal Authority	Not Equipped	Not Active	Minimal Authority	Not Equipped	Not Active
Alaska	Minimal Authority	Minimally Equipped	Not Active	Minimal Authority	Minimally Equipped	Not Active	Minimal Authority	Minimally Equipped	Not Active	Minimal Authority	Fully Equipped	Very Active
Arizona*	Strong Authority	Moderately Equipped	Very Active	Strong Authority	Minimally Equipped	Not Active	Strong Authority	Minimally Equipped	Minimal Activity	Strong Authority	Moderately Equipped	Minimal Activity
Arkansas	Minimal Authority	Minimally Equipped	Minimal Activity	Minimal Authority	Minimally Equipped	Minimal Activity	No Authority	Not Applicable	Not Applicable	Minimal Authority	Minimally Equipped	Minimal Activity
California												
Colorado	Strong Authority	Moderately Equipped	Minimal Activity	Moderate Authority	Moderately Equipped	Not Active	Moderate Authority	Moderately Equipped	Not Active	Strong Authority	Moderately Equipped	Minimal Activity
Connecticut	Strong Authority	Moderately Equipped	Moderate Activity	Strong Authority	Not Equipped	Not Active	Strong Authority	Minimally Equipped	Minimal Activity	Strong Authority	Minimally Equipped	Minimal Activity
Delaware												
Florida*	Strong Authority	Minimally Equipped	Minimal Activity	Strong Authority	Minimally Equipped	Minimal Activity	Strong Authority	Minimally Equipped	Minimal Activity	Strong Authority	Moderately Equipped	Very Active
Georgia	Moderate Authority	Minimally Equipped	Minimal Activity	Moderate Authority	Minimally Equipped	Minimal Activity	Moderate Authority	Minimally Equipped	Minimal Activity	Strong Authority	Moderately Equipped	Very Active
Hawaii												
Idaho	Strong Authority	Fully Equipped	Moderate Activity	Not Applicable	Not Applicable	Not Applicable	Strong Authority	Minimally Equipped	Minimal Activity	Moderate Authority	Moderately Equipped	Moderate Activity
Illinois												
Indiana	Strong Authority	Minimally Equipped	Very Active	Strong Authority	Minimally Equipped	Minimal Activity	Strong Authority	Minimally Equipped	Moderate Activity	Strong Authority	Minimally Equipped	Moderate Activity
Iowa	No Authority	Not Applicable	Not Applicable	No Authority	Not Applicable	Not Applicable	No Authority	Not Applicable	Not Applicable	No Authority	Not Applicable	Not Applicable
Kansas	Minimal Authority	Not Equipped	Not Active	Minimal Authority	Not Equipped	Not Active	Minimal Authority	Not Equipped	Not Active	Minimal Authority	Not Equipped	Not Active
Kentucky	Moderate Authority	Moderately Equipped	Not Active	Moderate Authority	Moderately Equipped	Minimal Activity	Moderate Authority	Moderately Equipped	Not Active	Strong Authority	Fully Equipped	Very Active
Louisiana*	Strong Authority	Moderately Equipped	Minimal Activity	Strong Authority	Moderately Equipped	Minimal Activity	Strong Authority	Moderately Equipped	Minimal Activity	Strong Authority	Moderately Equipped	Minimal Activity
Maine	Moderate Authority	Moderately Equipped	Not Active	Not Applicable	Not Applicable	Not Applicable	Minimal Authority	Moderately Equipped	Not Active	Strong Authority	Moderately Equipped	Not Active
Maryland*	Moderate Authority	Minimally Equipped	Minimal Activity	Moderate Authority	Minimally Equipped	Minimal Activity	Moderate Authority	Minimally Equipped	Minimal Activity	Moderate Authority	Not Equipped	Not Applicable
Massachusetts	No Authority	Not Applicable	Not Applicable	No Authority	Not Applicable	Not Applicable	No Authority	Not Applicable	Not Applicable	No Authority	Not Applicable	Not Applicable
Michigan*	Strong Authority	Minimally Equipped	Very Active	Strong Authority	Minimally Equipped	Minimal Activity	Strong Authority	Not Equipped	Not Active	Strong Authority	Minimally Equipped	Minimal Activity
Minnesota	Strong Authority	Moderately Equipped	Very Active	Strong Authority	Moderately Equipped	Very Active	Strong Authority	Moderately Equipped	Very Active	No Authority	Not Applicable	Not Applicable
Mississippi	No Authority	Not Applicable	Not Applicable	No Authority	Not Applicable	Not Applicable	No Authority	Not Applicable	Not Applicable	Strong Authority	Fully Equipped	Very Active
Missouri	Moderate Authority	Moderately Equipped	Minimal Activity	Minimal Authority	Minimally Equipped	Not Active	Minimal Authority	Minimally Equipped	Not Active	Strong Authority	Moderately Equipped	Very Active
Montana	Strong Authority	Minimally Equipped	Moderate Activity	Strong Authority	Minimally Equipped	Not Active	Strong Authority	Minimally Equipped	Not Active	No Authority	Not Applicable	Not Applicable
Nebraska	Strong Authority	Moderately Equipped	Very Active	Strong Authority	Minimally Equipped	Moderate Activity	Strong Authority	Moderately Equipped	Minimal Activity	Strong Authority	Moderately Equipped	Very Active
Nevada	Not Applicable	Not Applicable	Not Applicable	Not Applicable	Not Applicable	Not Applicable	Not Applicable	Not Applicable	Not Applicable	Not Applicable	Not Applicable	Not Applicable
New Hampshire												
New Jersey	Strong Authority	Minimally Equipped	Minimal Activity	Strong Authority	Minimally Equipped	Not Active	Moderate Authority	Minimally Equipped	Not Active	No Authority	Not Applicable	Not Applicable
New Mexico												
New York	Strong Authority	Minimally Equipped	Minimal Activity	Strong Authority	Minimally Equipped	Minimal Activity	Strong Authority	Minimally Equipped	Minimal Activity	Strong Authority	Minimally Equipped	Very Active
North Carolina	Strong Authority	Moderately Equipped	Moderate Activity	Strong Authority	Moderately Equipped	Minimal Activity	Strong Authority	Moderately Equipped	Minimal Activity	Strong Authority	Moderately Equipped	Moderate Activity
North Dakota	Strong Authority	Fully Equipped	Very Active	Strong Authority	Fully Equipped	Moderate Activity	No Authority	Not Applicable	Not Applicable	Strong Authority	Fully Equipped	Very Active
Ohio*	Strong Authority	Minimally Equipped	Minimal Activity	Strong Authority	Minimally Equipped	Not Active	Strong Authority	Minimally Equipped	Minimal Activity	Moderate Authority	Minimally Equipped	Minimal Activity
Oklahoma	No Authority	Not Applicable	Not Applicable	No Authority	Not Applicable	Not Applicable	No Authority	Not Applicable	Not Applicable	Strong Authority	Minimally Equipped	Minimal Activity
Oregon	Strong Authority	Moderately Equipped	Moderate Activity	Strong Authority	Moderately Equipped	Moderate Activity	Strong Authority	Moderately Equipped	Moderate Activity	Strong Authority	Fully Equipped	Very Active
Pennsylvania	Strong Authority	Minimally Equipped	Not Active	Moderate Authority	Not Equipped	Not Active	Moderate Authority	Minimally Equipped	Not Active	Strong Authority	Fully Equipped	Very Active
Rhode Island	Minimal Authority	Minimally Equipped	Minimal Activity	Minimal Authority	Minimally Equipped	Minimal Activity	Minimal Authority	Minimally Equipped	Minimal Activity	Not Applicable	Not Applicable	Not Applicable
South Carolina	Strong Authority	Moderately Equipped	Moderate Activity	Strong Authority	Moderately Equipped	Moderate Activity	Strong Authority	Moderately Equipped	Minimal Activity	Strong Authority	Moderately Equipped	Moderate Activity
South Dakota	Strong Authority	Fully Equipped	Very Active	Strong Authority	Minimally Equipped	Minimal Activity	Strong Authority	Fully Equipped	Not Active	Strong Authority	Minimally Equipped	Minimal Activity
Tennessee												
Texas	Strong Authority	Minimally Equipped	Minimal Activity	No Authority	Not Applicable	Not Applicable	Strong Authority	Minimally Equipped	Minimal Activity	No Authority	Not Applicable	Not Applicable
Utah	Strong Authority	Fully Equipped	Very Active	Strong Authority	Minimally Equipped	Minimal Activity	Strong Authority	Minimally Equipped	Minimal Activity	Strong Authority	Fully Equipped	Very Active
Vermont*	Strong Authority	Fully Equipped	Minimal Activity	Strong Authority	Fully Equipped	Minimal Activity	Strong Authority	Fully Equipped	Not Active	Strong Authority	Fully Equipped	Minimal Activity
Virginia*	Minimal Authority	Moderately Equipped	Minimal Activity	No Authority	Not Equipped	Not Active	No Authority	Not Equipped	Not Active	Strong Authority	Moderately Equipped	Minimal Activity
Washington*	Strong Authority	Fully Equipped	Very Active	Strong Authority	Fully Equipped	Very Active	Strong Authority	Fully Equipped	Very Active	Strong Authority	Fully Equipped	Very Active
West Virginia*	Strong Authority	Fully Equipped	Very Active	Strong Authority	Minimally Equipped	Not Active	Strong Authority	Moderately Equipped	Not Active	Moderate Authority	Moderately Equipped	Moderate Activity
Wisconsin	Strong Authority	Fully Equipped	Very Active	Strong Authority	Moderately Equipped	Minimal Activity	Strong Authority	Moderately Equipped	Moderate Activity	Moderate Authority	Moderately Equipped	Moderate Activity
Wyoming	Strong Authority	Moderately Equipped	Moderate Activity	Strong Authority	Moderately Equipped	Moderate Activity	Strong Authority	Minimally Equipped	Minimal Activity	Strong Authority	Moderately Equipped	Very Active

State	Program accessions paper records into the state archives/and or regional repositories			Program accessions born-digital electronic records into the state archives and/or regional repositories			Program accessions other formats (such as audio visual materials) into the state archives and/or regional repositories			Program provides security storage for microfilm and/or electronic media		
	Authority	Resources	Activity	Authority	Resources	Activity	Authority	Resources	Activity	Authority	Resources	Activity
District/Territory												
American Samoa	Strong Authority	Moderately Equipped	Very Active	Strong Authority	Minimally Equipped	Not Active	Strong Authority	Not Equipped	Minimal Activity	Strong Authority	Minimally Equipped	Very Active
District of Columbia	Not Applicable	Not Applicable	Not Applicable	Not Applicable	Not Applicable	Not Applicable	Not Applicable	Not Applicable	Not Applicable	Not Applicable	Not Applicable	Not Applicable
Guam												
Northern Marianas												
Puerto Rico	Strong Authority	Minimally Equipped	Moderate Activity	Not Applicable	Not Equipped	Not Active	Moderate Authority	Minimally Equipped	Minimal Activity	Not Applicable	Not Equipped	Not Active
U.S. Virgin Islands	Not Applicable	Not Applicable	Not Applicable	Not Applicable	Not Applicable	Not Applicable	Not Applicable	Not Applicable	Not Applicable	Not Applicable	Not Applicable	Not Applicable
Records Management Only Programs												
Maryland		Not Applicable	Not Applicable	Not Applicable	Not Applicable	Not Applicable	Not Applicable	Not Applicable	Not Applicable	Not Applicable	Not Applicable	Not Applicable
Michigan	No Authority	Not Equipped	Not Active	No Authority	Not Equipped	Not Active	No Authority	Not Applicable	Not Applicable	No Authority	Minimally Equipped	Not Active
Montana	Moderate Authority	Moderately Equipped	Moderate Activity	Moderate Authority	Moderately Equipped	Moderate Activity	Moderate Authority	Moderately Equipped	Moderate Activity	Moderate Authority	Moderately Equipped	Moderate Activity
Nebraska	No Authority	Not Equipped	Not Active	No Authority	Not Equipped	Not Active	No Authority	Not Equipped	Not Active	No Authority	Not Equipped	Not Active
Tennessee	Not Applicable	Not Applicable	Not Applicable	Not Applicable	Not Applicable	Not Applicable	Not Applicable	Not Applicable	Not Applicable	Not Applicable	Not Applicable	Not Applicable
Wisconsin	Strong Authority	Moderately Equipped	Minimal Activity	Strong Authority	Not Equipped	Not Active	Strong Authority	Moderately Equipped	Minimal Activity	Strong Authority	Moderately Equipped	Minimal Activity

*newly submitted data; all other data is carried forward from 2020 survey.

TABLE 15C. Authority, Resources and Activity in Support of Local Government Agencies*

State	Program provides conservation services			Program provides preservation services			Program provides training to state government officials and employees			Program provides security storage for non-permanent microfilm and/or digital content**		
	Authority	Resources	Activity	Authority	Resources	Activity	Authority	Resources	Activity	Authority	Resources	Activity
Alabama	Minimal Authority	Minimally Equipped	Not Active	Moderate Authority	Moderately Equipped	Moderate Activity	Moderate Authority	Moderately Equipped	Moderate Activity	No Authority	Not Applicable	Not Applicable
Alaska	Minimal Authority	Moderately Equipped	Not Active	No Authority	Moderately Equipped	Not Active	Minimal Authority	Minimally Equipped	Minimal Activity	Strong Authority	Fully Equipped	Minimal Activity
Arizona*	Moderate Authority	Minimally Equipped	Moderate Activity	Moderate Authority	Minimally Equipped	Minimal Activity	Strong Authority	Minimally Equipped	Moderate Activity	Not Applicable	Not Applicable	Not Applicable
Arkansas	Minimal Authority	Minimally Equipped	Not Active	Minimal Authority	Minimally Equipped	Minimal Activity	Minimal Authority	Minimally Equipped	Minimal Activity	Minimal Authority	Moderately Equipped	Not Active
California										Strong Authority	Fully Equipped	Minimal Activity
Colorado	Not Applicable	Not Applicable	Not Applicable	Moderate Authority	Minimally Equipped	Minimal Activity	Moderate Authority	Minimally Equipped	Not Active	Moderate Authority	Moderately Equipped	Minimal Activity
Connecticut	Minimal Authority	Not Equipped	Not Active	Strong Authority	Not Equipped	Minimal Activity	Strong Authority	Moderately Equipped	Minimal Activity	No Authority	Not Applicable	Not Applicable
Delaware												
Florida*	Strong Authority	Not Equipped	Not Active	Strong Authority	Not Equipped	Not Active	Strong Authority	Moderately Equipped	Very Active	Strong Authority	Fully Equipped	Moderate Activity
Georgia	Strong Authority	Minimally Equipped	Moderate Activity	Strong Authority	Minimally Equipped	Minimal Activity	Strong Authority	Minimally Equipped	Moderate Activity			
Hawaii												
Idaho	Not Applicable	Not Applicable	Not Applicable	Minimal Authority	Minimally Equipped	Minimal Activity	Strong Authority	Moderately Equipped	Moderate Activity			
Illinois										Strong Authority	Minimally Equipped	Moderate Activity
Indiana	Strong Authority	Moderately Equipped	Moderate Activity	Strong Authority	Moderately Equipped	Moderate Activity	Strong Authority	Moderately Equipped	Minimal Activity	Not Applicable	Not Applicable	Not Applicable
Iowa	No Authority	Not Applicable	Not Applicable	No Authority	Not Applicable	Not Applicable	No Authority	Not Applicable	Not Applicable			
Kansas	Minimal Authority	Not Equipped	Not Active	Minimal Authority	Not Equipped	Not Active	Strong Authority	Minimally Equipped	Very Active			
Kentucky	Strong Authority	Minimally Equipped	Not Active	Strong Authority	Moderately Equipped	Moderate Activity	Strong Authority	Moderately Equipped	Minimal Activity	Not Applicable	Not Applicable	Not Applicable
Louisiana*	Strong Authority	Minimally Equipped	Minimal Activity	Strong Authority	Minimally Equipped	Minimal Activity	Strong Authority	Moderately Equipped	Moderate Activity	Not Applicable	Not Applicable	Not Applicable
Maine	Not Applicable	Not Applicable	Not Applicable	Strong Authority	Moderately Equipped	Minimal Activity	Strong Authority	Fully Equipped	Moderate Activity			
Maryland*	Moderate Authority	Not Equipped	Not Active	Moderate Authority	Not Equipped	Not Active	No Authority	Not Applicable	Minimal Activity			
Massachusetts	No Authority	Not Applicable	Not Applicable	No Authority	Not Applicable	Not Applicable	Strong Authority	Moderately Equipped	Moderate Activity	No Authority	Not Applicable	Moderate Activity
Michigan*	Strong Authority	Not Equipped	Not Active	Strong Authority	Moderately Equipped	Minimal Activity	Strong Authority	Minimally Equipped	Very Active	Moderate Authority	Moderately Equipped	Minimal Activity
Minnesota	No Authority	Not Applicable	Not Applicable	No Authority	Not Applicable	Not Applicable	Minimal Authority	Minimally Equipped	Moderate Activity	Not Applicable	Not Applicable	Not Applicable
Mississippi	Minimal Authority	Minimally Equipped	Minimal Activity	Minimal Authority	Minimally Equipped	Minimal Activity	Strong Authority	Fully Equipped	Very Active	Not Applicable	Not Applicable	Not Applicable
Missouri	Strong Authority	Fully Equipped	Moderate Activity	Minimal Authority	Minimally Equipped	Moderate Activity	Moderate Authority	Moderately Equipped	Moderate Activity	Moderate Authority	Moderately Equipped	Very Active
Montana	Moderate Authority	Minimally Equipped	Not Active	Moderate Authority	Not Equipped	Not Active	Strong Authority	Minimally Equipped	Moderate Activity			
Nebraska	Not Applicable	Not Applicable	Not Applicable	Not Applicable	Not Applicable	Not Applicable	Moderate Authority	Minimally Equipped	Minimal Activity			
Nevada	Not Applicable	Not Applicable	Not Applicable	Not Applicable	Not Applicable	Not Applicable	Minimal Authority	Moderately Equipped	Minimal Activity	Not Applicable	Not Applicable	Not Applicable
New Hampshire												
New Jersey	No Authority	Not Applicable	Not Applicable	No Authority	Not Applicable	Not Applicable	Moderate Authority	Minimally Equipped	Minimal Activity			
New Mexico												
New York	Strong Authority	Minimally Equipped	Minimal Activity	Strong Authority	Minimally Equipped	Minimal Activity	Strong Authority	Fully Equipped	Very Active	Moderate Authority	Moderately Equipped	Minimal Activity
North Carolina	No Authority	Not Applicable	Not Applicable	Strong Authority	Moderately Equipped	Moderate Activity	Strong Authority	Moderately Equipped	Very Active			
North Dakota	No Authority	Not Applicable	Not Applicable	Strong Authority	Moderately Equipped	Moderate Activity	Strong Authority	Moderately Equipped	Moderate Activity			
Ohio*	Moderate Authority	Not Equipped	Not Active	Moderate Authority	Not Equipped	Not Active	Moderate Authority	Minimally Equipped	Minimal Activity	No Authority	Not Applicable	Not Applicable
Oklahoma	No Authority	Not Applicable	Not Applicable	No Authority	Not Applicable	Not Applicable	Strong Authority	Minimally Equipped	Minimal Activity	Moderate Authority	Minimally Equipped	Minimal Activity
Oregon	No Authority	Not Applicable	Not Applicable	No Authority	Not Applicable	Not Applicable	Strong Authority	Moderately Equipped	Very Active			
Pennsylvania	Minimal Authority	Not Equipped	Not Active	Minimal Authority	Not Equipped	Not Active	Strong Authority	Moderately Equipped	Moderate Activity	Minimal Authority	Minimally Equipped	Minimal Activity
Rhode Island	Not Applicable	Not Applicable	Not Applicable	Not Applicable	Not Applicable	Not Applicable	Strong Authority	Moderately Equipped	Very Active	Not Applicable	Not Applicable	Not Applicable
South Carolina	Strong Authority	Moderately Equipped	Moderate Activity	Strong Authority	Moderately Equipped	Moderate Activity	Strong Authority	Moderately Equipped	Moderate Activity	Not Applicable	Not Applicable	Not Applicable
South Dakota	Minimal Authority	Minimally Equipped	Not Active	Strong Authority	Minimally Equipped	Minimal Activity	Strong Authority	Fully Equipped	Moderate Activity	Not Applicable	Not Applicable	Not Applicable
Tennessee										No Authority	Not Applicable	Not Applicable
Texas	No Authority	Minimally Equipped	Minimal Activity	No Authority	Minimally Equipped	Minimal Activity	Strong Authority	Minimally Equipped	Moderate Activity			
Utah	Moderate Authority	Moderately Equipped	Moderate Activity	Minimal Authority	Minimally Equipped	Minimal Activity	Strong Authority	Moderately Equipped	Moderate Activity	Strong Authority	Moderately Equipped	Moderate Activity
Vermont*	Not Applicable	Not Applicable	Not Applicable	Strong Authority	Fully Equipped	Minimal Activity	Strong Authority	Fully Equipped	Very Active	Strong Authority	Fully Equipped	Not Active
Virginia*	Strong Authority	Moderately Equipped	Very Active	Strong Authority	Moderately Equipped	Very Active	Strong Authority	Minimally Equipped	Minimal Activity	Not Applicable	Not Applicable	Not Applicable
Washington*	Strong Authority	Not Equipped	Not Active	Strong Authority	Moderately Equipped	Moderate Activity	Strong Authority	Fully Equipped	Very Active	Strong Authority	Fully Equipped	Very Active
West Virginia*	Moderate Authority	Moderately Equipped	Moderate Activity	Strong Authority	Moderately Equipped	Moderate Activity	Strong Authority	Moderately Equipped	Moderate Activity	No Authority	Not Applicable	Not Applicable
Wisconsin	Strong Authority	Minimally Equipped	Minimal Activity	Strong Authority	Minimally Equipped	Minimal Activity	Strong Authority	Moderately Equipped	Very Active	Minimal Authority	Minimally Equipped	Not Active
Wyoming	No Authority	Not Applicable	Not Applicable	Minimal Authority	Minimally Equipped	Minimal Activity	Moderate Authority	Minimally Equipped	Moderate Activity	Moderate Authority	Moderately Equipped	Moderate Activity

State	Program provides conservation services			Program provides preservation services			Program provides training to state government officials and employees			Program provides security storage for non-permanent microfilm and/or digital content**		
	Authority	Resources	Activity	Authority	Resources	Activity	Authority	Resources	Activity	Authority	Resources	Activity
District/Territory												
American Samoa	Strong Authority	Minimally Equipped	Very Active	Strong Authority	Minimally Equipped	Very Active	Moderate Authority	Minimally Equipped	Minimal Activity			
District of Columbia	Not Applicable	Not Applicable	Not Applicable	Not Applicable	Not Applicable	Not Applicable	Not Applicable	Not Applicable	Not Applicable	Strong Authority	Minimally Equipped	Minimal Activity
Guam												
Northern Marianas												
Puerto Rico	Not Applicable	Not Equipped	Not Active	Not Applicable	Not Equipped	Not Active	Minimal Authority	Minimally Equipped	Minimal Activity			
U.S. Virgin Islands	Not Applicable	Not Applicable	Not Applicable	Not Applicable	Not Applicable	Not Applicable	Not Applicable	Not Applicable	Not Applicable			
Records Management Only Programs												
Maryland	Not Applicable	Not Applicable	Not Applicable	Not Applicable	Not Applicable	Not Applicable	Not Applicable	Not Applicable	Not Applicable			
Michigan	Not Applicable	Not Applicable	Not Applicable	Not Applicable	Not Applicable	Not Applicable	Minimal Authority	Not Equipped	Minimal Activity			
Montana	Moderate Authority	Moderately Equipped	Moderate Activity	Moderate Authority	Moderately Equipped	Moderate Activity	Moderate Authority	Moderately Equipped	Moderate Activity			
Nebraska	No Authority	Not Equipped	Not Active	No Authority	Not Equipped	Not Active	Minimal Authority	Moderately Equipped	Minimal Activity			
Tennessee	Not Applicable	Not Applicable	Not Applicable	Not Applicable	Not Applicable	Not Applicable	Moderate Authority	Fully Equipped	Very Active			
Wisconsin	No Authority	Not Applicable	Not Applicable	No Authority	Not Applicable	Not Applicable	Moderate Authority	Moderately Equipped	Moderate Activity			

*newly submitted data; all other data is carried forward from 2020 survey.

TABLE 15D. Authority, Resources and Activity in Support of Local Government Agencies*

State	Other 1			Other 2			Other 3			Please describe any "Other" additions you rated.
	Authority	Resources	Activity	Authority	Resources	Activity	Authority	Resources	Activity	
Alabama	Not Applicable	Not Applicable	Not Applicable	Not Applicable	Not Applicable	Not Applicable	Not Applicable	Not Applicable	Not Applicable	
Alaska	Not Applicable	Not Applicable	Not Applicable	Not Applicable	Not Applicable	Not Applicable	Not Applicable	Not Applicable	Not Applicable	
Arizona*	Not Applicable	Not Applicable	Not Applicable	Not Applicable	Not Applicable	Not Applicable	Not Applicable	Not Applicable	Not Applicable	
Arkansas	Not Applicable	Not Applicable	Not Applicable	Not Applicable	Not Applicable	Not Applicable	Not Applicable	Not Applicable	Not Applicable	
California										
Colorado	Moderate Authority	Minimally Equipped	Minimal Activity	Moderate Authority	Minimally Equipped	Minimal Activity	Moderate Authority	Minimally Equipped	Minimal Activity	
Connecticut	Not Applicable	Not Applicable	Not Applicable	Not Applicable	Not Applicable	Not Applicable	Not Applicable	Not Applicable	Not Applicable	
Delaware										
Florida*	Not Applicable	Not Applicable	Not Applicable	Not Applicable	Not Applicable	Not Applicable	Not Applicable	Not Applicable	Not Applicable	
Georgia	Moderate Authority	Minimally Equipped	Not Applicable	Not Applicable	Not Applicable	Not Applicable	Not Applicable	Not Applicable	Not Applicable	
Hawaii										
Idaho	Moderate Authority	Moderately Equipped	Moderate Activity	Moderate Authority	Moderately Equipped	Moderate Activity	Moderate Authority	Moderately Equipped	Moderate Activity	
Illinois										
Indiana	Not Applicable	Not Applicable	Not Applicable	Not Applicable	Not Applicable	Not Applicable	Not Applicable	Not Applicable	Not Applicable	
Iowa	Not Applicable	Not Applicable	Not Applicable	Not Applicable	Not Applicable	Not Applicable	Not Applicable	Not Applicable	Not Applicable	
Kansas	Not Applicable	Not Applicable	Not Applicable	Not Applicable	Not Applicable	Not Applicable	Not Applicable	Not Applicable	Not Applicable	
Kentucky	Not Applicable	Not Applicable	Not Applicable	Not Applicable	Not Applicable	Not Applicable	Not Applicable	Not Applicable	Not Applicable	
Louisiana*	Not Applicable	Not Applicable	Not Applicable	Not Applicable	Not Applicable	Not Applicable	Not Applicable	Not Applicable	Not Applicable	
Maine	Strong Authority	Moderately Equipped	Moderate Activity	Not Applicable	Not Applicable	Not Applicable	Not Applicable	Not Applicable	Not Applicable	The Maine State Archives provides grants to local government agencies in support of records-related activities.
Maryland*	Not Applicable	Not Applicable	Not Applicable	Not Applicable	Not Applicable	Not Applicable	Not Applicable	Not Applicable	Not Applicable	
Massachusetts	Not Applicable	Not Applicable	Not Applicable	Not Applicable	Not Applicable	Not Applicable	Not Applicable	Not Applicable	Not Applicable	
Michigan*	Not Applicable	Not Applicable	Not Applicable	Not Applicable	Not Applicable	Not Applicable	Not Applicable	Not Applicable	Not Applicable	
Minnesota	Not Applicable	Not Applicable	Not Applicable	Not Applicable	Not Applicable	Not Applicable	Not Applicable	Not Applicable	Not Applicable	
Mississippi	Not Applicable	Not Applicable	Not Applicable	Not Applicable	Not Applicable	Not Applicable	Not Applicable	Not Applicable	Not Applicable	
Missouri	Not Applicable	Not Applicable	Not Applicable	Not Applicable	Not Applicable	Not Applicable	Not Applicable	Not Applicable	Not Applicable	
Montana	Moderate Authority	Minimally Equipped	Minimal Activity	Moderate Authority	Minimally Equipped	Minimal Activity	Moderate Authority	Minimally Equipped	Minimal Activity	
Nebraska	Moderate Authority	Minimally Equipped	Minimal Activity	Not Applicable	Not Applicable	Not Applicable	Not Applicable	Not Applicable	Not Applicable	
Nevada	Not Applicable	Not Applicable	Not Applicable	Not Applicable	Not Applicable	Not Applicable	Not Applicable	Not Applicable	Not Applicable	
New Hampshire										
New Jersey	Not Applicable	Not Applicable	Not Applicable	Not Applicable	Not Applicable	Not Applicable	Not Applicable	Not Applicable	Not Applicable	
New Mexico										
New York	Strong Authority	Fully Equipped	Very Active	Not Applicable	Not Applicable	Not Applicable	Not Applicable	Not Applicable	Not Applicable	
North Carolina	Not Applicable	Not Applicable	Not Applicable	Not Applicable	Not Applicable	Not Applicable	Not Applicable	Not Applicable	Not Applicable	
North Dakota	Not Applicable	Not Applicable	Not Applicable	Not Applicable	Not Applicable	Not Applicable	Not Applicable	Not Applicable	Not Applicable	
Ohio*	Not Applicable	Not Applicable	Not Applicable	Not Applicable	Not Applicable	Not Applicable	Not Applicable	Not Applicable	Not Applicable	
Oklahoma	Not Applicable	Not Applicable	Not Applicable	Not Applicable	Not Applicable	Not Applicable	Not Applicable	Not Applicable	Not Applicable	
Oregon	Strong Authority	Moderately Equipped	Very Active	Strong Authority	Moderately Equipped	Very Active	Strong Authority	Moderately Equipped	Very Active	
Pennsylvania	Strong Authority	Minimally Equipped	Minimal Activity	Not Applicable	Not Applicable	Not Applicable	Not Applicable	Not Applicable	Not Applicable	Municipal Authorities
Rhode Island	Not Applicable	Not Applicable	Not Applicable	Not Applicable	Not Applicable	Not Applicable	Not Applicable	Not Applicable	Not Applicable	
South Carolina	Not Applicable	Not Applicable	Not Applicable	Not Applicable	Not Applicable	Not Applicable	Not Applicable	Not Applicable	Not Applicable	
South Dakota	Not Applicable	Not Applicable	Not Applicable	Not Applicable	Not Applicable	Not Applicable	Not Applicable	Not Applicable	Not Applicable	
Tennessee				Not Applicable	Not Applicable	Not Applicable	Not Applicable	Not Applicable	Not Applicable	
Texas	Not Applicable	Not Applicable	Not Applicable	Strong Authority	Moderately Equipped	Moderate Activity	Strong Authority	Moderately Equipped	Moderate Activity	
Utah	Strong Authority	Moderately Equipped	Moderate Activity	Strong Authority	Fully Equipped	Very Active	Not Applicable	Not Applicable	Not Applicable	
Vermont*	Not Applicable	Not Applicable	Not Applicable	Not Applicable	Not Applicable	Not Applicable	Not Applicable	Not Applicable	Not Applicable	
Virginia*	Not Applicable	Not Applicable	Not Applicable	Not Applicable	Not Applicable	Not Applicable	Not Applicable	Not Applicable	Not Applicable	
Washington*	Not Applicable	Not Applicable	Not Applicable	Not Applicable	Not Applicable	Not Applicable	Not Applicable	Not Applicable	Not Applicable	
West Virginia*	Not Applicable	Not Applicable	Not Applicable	Not Applicable	Not Equipped	Not Applicable	Not Applicable	Not Applicable	Not Applicable	
Wisconsin	Strong Authority	Moderately Equipped	Minimal Activity	Not Applicable	Not Applicable	Not Applicable	Not Applicable	Not Applicable	Not Applicable	
Wyoming	Not Applicable	Not Applicable	Not Applicable	Not Applicable	Not Applicable	Not Applicable	Not Applicable	Not Applicable	Not Applicable	

State	Other 1			Other 2			Other 3			Please describe any "Other" additions you rated.
	Authority	Resources	Activity	Authority	Resources	Activity	Authority	Resources	Activity	
District/Territory										
American Samoa	Strong Authority	Minimally Equipped	Very Active	Strong Authority	Minimally Equipped	Very Active	Strong Authority	Minimally Equipped	Very Active	
District of Columbia	Not Applicable	Not Applicable	Not Applicable	Not Applicable	Not Applicable	Not Applicable	Not Applicable	Not Applicable	Not Applicable	
Guam										
Northern Marianas										
Puerto Rico										
U.S. Virgin Islands	Not Applicable	Not Applicable	Not Applicable	Not Applicable	Not Applicable	Not Applicable	Not Applicable	Not Applicable	Not Applicable	
Records Management Only Programs										
Maryland	Strong Authority	Moderately Equipped	Very Active	Strong Authority	Moderately Equipped	Very Active	Strong Authority	Moderately Equipped	Very Active	
Michigan	No Authority	Minimally Equipped	Not Active	Not Applicable	Not Applicable	Not Applicable	Not Applicable	Not Applicable	Not Applicable	Other 1—Electronic Signature Service
Montana	Moderate Authority	Moderately Equipped	Moderate Activity	Moderate Authority	Moderately Equipped	Moderate Activity	Moderate Authority	Moderately Equipped	Moderate Activity	
Nebraska	Minimal Authority	Minimally Equipped	Minimal Activity	Minimal Authority	Minimally Equipped	Minimal Activity	Minimal Authority	Minimally Equipped	Minimal Activity	
Tennessee	Not Applicable	Not Applicable	Not Applicable	Not Applicable	Not Applicable	Not Applicable	Not Applicable	Not Applicable	Not Applicable	
Wisconsin	Not Applicable	Not Applicable	Not Applicable	Not Applicable	Not Applicable	Not Applicable	Not Applicable	Not Applicable	Not Applicable	

*newly submitted data; all other data is carried forward from 2020 survey.

TABLE 16. Program establishes records-related standards/guidelines: Comparison by jurisdiction

State	Executive			Legislative			Judicial			Local Government		
	Authority	Resources	Activity	Authority	Resources	Activity	Authority	Resources	Activity	Authority	Resources	Activity
Alabama	Strong Authority	Moderately Equipped	Moderate Activity	Moderate Authority	Moderately Equipped	Moderate Activity	Minimal Authority	Minimally Equipped	Not Active	Moderate Authority	Moderately Equipped	Moderate Activity
Alaska	Strong Authority	Moderately Equipped	Minimal Activity	Minimal Authority	Fully Equipped	Minimal Activity	Minimal Authority	Fully Equipped	Minimal Activity	Minimal Authority	Fully Equipped	Minimal Activity
Arizona	Strong Authority	Moderately Equipped	Very Active	Minimal Authority	Moderately Equipped	Minimal Activity	Minimal Authority	Minimally Equipped	Minimal Activity	Strong Authority	Moderately Equipped	Very Active
Arkansas	No Authority	Not Applicable	Not Applicable	No Authority	Not Applicable	Not Applicable	No Authority	Not Applicable	Not Applicable	No Authority	Not Applicable	Not Applicable
California												
Colorado	Moderate Authority	Minimally Equipped	Minimal Activity	Strong Authority	Moderately Equipped	Minimal Activity	Strong Authority	Minimally Equipped	Minimal Activity	Strong Authority	Minimally Equipped	Minimal Activity
Connecticut	Strong Authority	Minimally Equipped	Moderate Activity	No Authority	Not Equipped	Minimal Activity	No Authority	Not Equipped	Minimal Activity	Strong Authority	Moderately Equipped	Moderate Activity
Delaware	Strong Authority	Moderately Equipped	Very Active									
Florida	Strong Authority	Moderately Equipped	Very Active	Minimal Authority	Minimally Equipped	Minimal Activity	Minimal Authority	Moderately Equipped	Minimal Activity	Strong Authority	Moderately Equipped	Very Active
Georgia	Strong Authority	Minimally Equipped	Moderate Activity	Moderate Authority	Minimally Equipped	Minimal Activity	Moderate Authority	Minimally Equipped	Moderate Activity	Strong Authority	Minimally Equipped	Moderate Activity
Hawaii												
Idaho	Moderate Authority	Moderately Equipped	Very Active	Moderate Authority	Moderately Equipped	Moderate Activity	Moderate Authority	Moderately Equipped	Minimal Activity	Moderate Authority	Moderately Equipped	Moderate Activity
Illinois	Strong Authority	Fully Equipped	Very Active	No Authority	Minimally Equipped	Minimal Activity						
Indiana	Strong Authority	Moderately Equipped	Very Active	Minimal Authority	Moderately Equipped	Minimal Activity	Minimal Authority	Moderately Equipped	Not Active	Strong Authority	Moderately Equipped	Very Active
Iowa	Moderate Authority	Minimally Equipped	Moderate Activity	Moderate Authority	Minimally Equipped	Minimal Activity	No Authority	Not Applicable	Not Applicable	No Authority	Not Applicable	Not Applicable
Kansas	Strong Authority	Minimally Equipped	Moderate Activity	No Authority	Not Applicable	Not Applicable	No Authority	Not Applicable	Not Applicable	Strong Authority	Minimally Equipped	Moderate Activity
Kentucky	Strong Authority	Moderately Equipped	Very Active	Minimal Authority	Moderately Equipped	Minimal Activity	Minimal Authority	Moderately Equipped	Minimal Activity	Strong Authority	Fully Equipped	Minimal Activity
Louisiana	Strong Authority	Moderately Equipped	Moderate Activity	Strong Authority	Moderately Equipped	Minimal Activity	Strong Authority	Moderately Equipped	Minimal Activity	Strong Authority	Moderately Equipped	Moderate Activity
Maine	Strong Authority	Moderately Equipped	Moderate Activity	Moderate Authority	Minimally Equipped	Moderate Activity	No Authority	Moderately Equipped	Minimal Activity	Strong Authority	Fully Equipped	Moderate Activity
Maryland	Moderate Authority	Minimally Equipped	Moderate Activity	Moderate Authority	Minimally Equipped	Minimal Activity	Moderate Authority	Minimally Equipped	Minimal Activity	Moderate Authority	Minimally Equipped	Minimal Activity
Massachusetts	Strong Authority	Moderately Equipped	Very Active	No Authority	Moderately Equipped	Very Active	No Authority	Not Applicable	Not Applicable	Strong Authority	Moderately Equipped	Very Active
Michigan	Strong Authority	Moderately Equipped	Moderate Activity	Strong Authority	Minimally Equipped	Minimal Activity	Strong Authority	Minimally Equipped	Minimal Activity	Strong Authority	Moderately Equipped	Very Active
Minnesota	Minimal Authority	Minimally Equipped	Minimal Activity	Minimal Authority	Minimally Equipped	Minimal Activity	Minimal Authority	Minimally Equipped	Minimal Activity	Minimal Authority	Minimally Equipped	Minimal Activity
Mississippi	Strong Authority	Fully Equipped	Very Active	Strong Authority	Fully Equipped	Very Active	Moderate Authority	Moderately Equipped	Moderate Activity	Strong Authority	Fully Equipped	Very Active
Missouri	Strong Authority	Moderately Equipped	Moderate Activity	Minimal Authority	Moderately Equipped	Moderate Activity	Moderate Authority	Moderately Equipped	Very Active	Moderate Authority	Fully Equipped	Moderate Activity
Montana	Strong Authority	Minimally Equipped	Very Active	Moderate Authority	Moderately Equipped	Moderate Activity	Minimal Authority	Minimally Equipped	Minimal Activity	Strong Authority	Minimally Equipped	Very Active
Nebraska	Strong Authority	Moderately Equipped	Moderate Activity	Strong Authority	Moderately Equipped	Moderate Activity	Strong Authority	Moderately Equipped	Moderate Activity	Strong Authority	Moderately Equipped	Moderate Activity
Nevada	Strong Authority	Minimally Equipped	Very Active	Strong Authority	Minimally Equipped	Very Active	Minimal Authority	Minimally Equipped	Not Active	Moderate Authority	Moderately Equipped	Moderate Activity
New Hampshire	Moderate Authority	Minimally Equipped	Moderate Activity	Moderate Authority	Moderately Equipped	Moderate Activity						
New Jersey	Moderate Authority	Moderately Equipped	Moderate Activity	Moderate Authority	Moderately Equipped	Moderate Activity	Minimal Authority	Not Equipped	Minimal Activity	Moderate Authority	Moderately Equipped	Moderate Activity
New Mexico	Strong Authority	Minimally Equipped	Very Active	Minimal Authority	Minimally Equipped	Moderate Activity						
New York	No Authority	Fully Equipped	Very Active	No Authority	Not Applicable	Not Applicable	No Authority	Minimally Equipped	Minimal Activity	Strong Authority	Fully Equipped	Very Active
North Carolina	Strong Authority	Fully Equipped	Very Active	Moderate Authority	Moderately Equipped	Moderate Activity	Strong Authority	Fully Equipped	Very Active	Strong Authority	Fully Equipped	Very Active
North Dakota	Strong Authority	Fully Equipped	Moderate Activity	No Authority	Not Applicable	Not Applicable	No Authority	Not Applicable	Not Applicable	Strong Authority	Fully Equipped	Moderate Activity
Ohio	Moderate Authority	Minimally Equipped	Minimal Activity	Moderate Authority	Minimally Equipped	Minimal Activity	Moderate Authority	Minimally Equipped	Minimal Activity	Strong Authority	Minimally Equipped	Moderate Activity
Oklahoma	Strong Authority	Moderately Equipped	Moderate Activity	Strong Authority	Moderately Equipped	Moderate Activity	Strong Authority	Minimally Equipped	Minimal Activity	No Authority	Not Applicable	Not Applicable
Oregon	Strong Authority	Moderately Equipped	Very Active	No Authority	Not Applicable	Not Applicable	Minimal Authority	Minimally Equipped	Minimal Activity	Strong Authority	Moderately Equipped	Very Active
Pennsylvania	Strong Authority	Fully Equipped	Very Active	Minimal Authority	Minimally Equipped	Not Applicable	Minimal Authority	Minimally Equipped	Minimal Activity	Strong Authority	Minimally Equipped	Moderate Activity
Rhode Island	Strong Authority	Moderately Equipped	Moderate Activity	Not Applicable	Not Applicable	Not Applicable	No Authority	Not Applicable	Not Applicable	Strong Authority	Fully Equipped	Very Active
South Carolina	Strong Authority	Moderately Equipped	Very Active	Strong Authority	Moderately Equipped	Very Active	Strong Authority	Moderately Equipped	Moderate Activity	Strong Authority	Moderately Equipped	Very Active
South Dakota	Strong Authority	Fully Equipped	Moderate Activity	Strong Authority	Fully Equipped	Minimal Activity	Strong Authority	Fully Equipped	Minimal Activity	Strong Authority	Fully Equipped	Minimal Activity
Tennessee												
Texas	Strong Authority	Fully Equipped	Very Active	Minimal Authority	Moderately Equipped	Moderate Activity	Moderate Authority	Moderately Equipped	Moderate Activity	Strong Authority	Minimally Equipped	Minimal Activity
Utah	Strong Authority	Moderately Equipped	Very Active	Minimal Authority	Moderately Equipped	Minimal Activity	Moderate Authority	Moderately Equipped	Minimal Activity	Strong Authority	Moderately Equipped	Moderate Activity
Vermont	Strong Authority	Moderately Equipped	Very Active	Strong Authority	Moderately Equipped	Very Active	Strong Authority	Moderately Equipped	Very Active	Strong Authority	Moderately Equipped	Very Active
Virginia	Strong Authority	Moderately Equipped	Moderate Activity	Strong Authority	Moderately Equipped	Minimal Activity	Strong Authority	Minimally Equipped	Moderate Activity	Strong Authority	Moderately Equipped	Very Active
Washington	Strong Authority	Fully Equipped	Very Active	Moderate Authority	Fully Equipped	Very Active	Minimal Authority	Fully Equipped	Very Active	Strong Authority	Fully Equipped	Very Active
West Virginia	Strong Authority	Not Equipped	Moderate Activity	No Authority	Not Applicable	Not Applicable	No Authority	Not Applicable	Not Applicable	Strong Authority	Fully Equipped	Very Active
Wisconsin	Moderate Authority	Moderately Equipped	Moderate Activity	No Authority	Not Applicable	Not Applicable	No Authority	Not Applicable	Not Applicable	Moderate Authority	Moderately Equipped	Moderate Activity
Wyoming	Moderate Authority	Minimally Equipped	Very Active	Moderate Authority	Minimally Equipped	Moderate Activity	Moderate Authority	Minimally Equipped	Moderate Activity	Moderate Authority	Minimally Equipped	Very Active

State	Executive			Legislative			Judicial			Local Government		
	Authority	Resources	Activity	Authority	Resources	Activity	Authority	Resources	Activity	Authority	Resources	Activity
District/Territory												
American Samoa	Strong Authority	Minimally Equipped	Moderate Activity	Strong Authority	Minimally Equipped	Moderate Activity	Moderate Authority	Minimally Equipped	Minimal Activity	Strong Authority	Minimally Equipped	Moderate Activity
District of Columbia	Strong Authority	Minimally Equipped	Minimal Activity	Minimal Authority	Not Equipped	Not Active	Minimal Authority	Not Equipped	Not Active	Not Applicable	Not Applicable	Not Applicable
Guam												
Northern Marianas												
Puerto Rico							Moderate Authority	Minimally Equipped	Minimal Activity	Minimal Authority	Minimally Equipped	Minimal Activity
U.S. Virgin Islands	Strong Authority	Minimally Equipped	Not Active	No Authority	Not Equipped	Not Active	Minimal Authority	Not Equipped	Not Active	Not Applicable	Not Applicable	Not Applicable
Records Management Only Programs												
State	Authority	Resources	Activity	Authority	Resources	Activity	Authority	Resources	Activity	Authority	Resources	Activity
Maryland	Moderate Authority	Moderately Equipped	Moderate Activity	Strong Authority	Moderately Equipped	Moderate Activity	Strong Authority	Moderately Equipped	Moderate Activity	Strong Authority	Moderately Equipped	Very Active
Michigan	Moderate Authority	Minimally Equipped	Minimal Activity	No Authority	Minimally Equipped	Minimal Activity	No Authority	Minimally Equipped	Minimal Activity	No Authority	Minimally Equipped	Not Active
Montana	Strong Authority	Moderately Equipped	Moderate Activity	Moderate Authority	Moderately Equipped	Moderate Activity	Moderate Authority	Moderately Equipped	Moderate Activity	Moderate Authority	Moderately Equipped	Moderate Activity
Nebraska	Minimal Authority	Minimally Equipped	Minimal Activity	Minimal Authority		Minimal Activity	Minimal Authority	Minimally Equipped	Minimal Activity	Moderate Authority	Moderately Equipped	Moderate Activity
Tennessee	Moderate Authority	Moderately Equipped	Very Active	Moderate Authority	Fully Equipped	Very Active	Strong Authority	Fully Equipped	Very Active	Not Applicable	Not Applicable	Not Applicable
Wisconsin	Strong Authority	Moderately Equipped	Moderate Activity	Moderate Authority	Moderately Equipped	Moderate Activity	Moderate Authority	Moderately Equipped	Not Active	Strong Authority	Moderately Equipped	Minimal Activity

TABLE 17. Program approves retention and disposition schedules: Comparison by jurisdiction

State	Executive			Legislative			Judicial			Local Government		
	Authority	Resources	Activity	Authority	Resources	Activity	Authority	Resources	Activity	Authority	Resources	Activity
Alabama	Strong Authority	Moderately Equipped	Moderate Activity	Moderate Authority	Moderately Equipped	Moderate Activity	Minimal Authority	Minimally Equipped	Not Active	Moderate Authority	Moderately Equipped	Moderate Activity
Alaska	Strong Authority	Moderately Equipped	Minimal Activity	No Authority	Fully Equipped	Minimal Activity	No Authority	Moderately Equipped	Minimal Activity	No Authority	Moderately Equipped	Minimal Activity
Arizona	Strong Authority	Moderately Equipped	Moderate Activity	Minimal Authority	Moderately Equipped	Not Active	No Authority	Not Applicable	Not Applicable	Strong Authority	Moderately Equipped	Moderate Activity
Arkansas	No Authority	Not Applicable	Not Applicable	No Authority	Not Applicable	Not Applicable	No Authority	Not Applicable	Not Applicable	No Authority	Not Applicable	Not Applicable
California												
Colorado	Strong Authority	Minimally Equipped	Moderate Activity	Strong Authority	Minimally Equipped	Not Active	Strong Authority	Minimally Equipped	Minimal Activity	Strong Authority	Minimally Equipped	Moderate Activity
Connecticut	Strong Authority	Minimally Equipped	Moderate Activity	No Authority	Not Applicable	Not Applicable	No Authority	Not Applicable	Not Applicable	Strong Authority	Moderately Equipped	Minimal Activity
Delaware	Strong Authority	Moderately Equipped	Very Active									
Florida	Strong Authority	Moderately Equipped	Very Active	Minimal Authority	Moderately Equipped	Minimal Activity	No Authority	Moderately Equipped	Not Active	Strong Authority	Moderately Equipped	Very Active
Georgia	Moderate Authority	Minimally Equipped	Moderate Activity	Moderate Authority	Minimally Equipped	Minimal Activity	Moderate Authority	Minimally Equipped	Moderate Activity	Moderate Authority	Minimally Equipped	Moderate Activity
Hawaii												
Idaho	Minimal Authority	Minimally Equipped	Moderate Activity	Not Applicable	Not Applicable	Not Applicable	Minimal Authority	Minimally Equipped	Minimal Activity	Not Applicable	Not Applicable	Not Applicable
Illinois	Strong Authority	Fully Equipped	Very Active	Minimal Authority	Fully Equipped	Minimal Activity						
Indiana	Strong Authority	Moderately Equipped	Very Active	Minimal Authority	Moderately Equipped	Minimal Activity	Moderate Authority	Moderately Equipped	Not Active	Strong Authority	Moderately Equipped	Very Active
Iowa	Minimal Authority	Minimally Equipped	Minimal Activity	Minimal Authority	Minimally Equipped	Minimal Activity	No Authority	Not Applicable	Not Applicable	No Authority	Not Applicable	Not Applicable
Kansas	Strong Authority	Minimally Equipped	Moderate Activity	No Authority	Not Applicable	Not Applicable	No Authority	Not Applicable	Not Applicable	Strong Authority	Minimally Equipped	Moderate Activity
Kentucky	Strong Authority	Moderately Equipped	Very Active	Strong Authority	Moderately Equipped	Moderate Activity	Strong Authority	Moderately Equipped	Moderate Activity	Strong Authority	Fully Equipped	Very Active
Louisiana	Strong Authority	Moderately Equipped	Moderate Activity	Strong Authority	Minimally Equipped	Minimal Activity	Strong Authority	Moderately Equipped	Moderate Activity	Strong Authority	Moderately Equipped	Moderate Activity
Maine	Strong Authority	Fully Equipped	Very Active	Strong Authority	Moderately Equipped	Moderate Activity	Minimal Authority	Fully Equipped	Minimal Activity	Strong Authority	Fully Equipped	Moderate Activity
Maryland	Strong Authority	Minimally Equipped	Very Active	Moderate Authority	Not Equipped	Not Active	Moderate Authority	Minimally Equipped	Minimal Activity	Moderate Authority	Minimally Equipped	Minimal Activity
Massachusetts	Moderate Authority	Moderately Equipped	Moderate Activity	No Authority	Moderately Equipped	Moderate Activity	No Authority	Not Applicable	Not Applicable	Strong Authority	Moderately Equipped	Very Active
Michigan	Strong Authority	Fully Equipped	Very Active	Strong Authority	Fully Equipped	Very Active	Strong Authority	Fully Equipped	Very Active	Strong Authority	Fully Equipped	Very Active
Minnesota	Strong Authority	Moderately Equipped	Very Active	Strong Authority	Moderately Equipped	Very Active	Strong Authority	Moderately Equipped	Very Active	Strong Authority	Moderately Equipped	Very Active
Mississippi	Strong Authority	Fully Equipped	Very Active	Strong Authority	Fully Equipped	Very Active	Minimal Authority	Minimally Equipped	Minimal Activity	Strong Authority	Fully Equipped	Very Active
Missouri	Strong Authority	Fully Equipped	Moderate Activity	Minimal Authority	Fully Equipped	Moderate Activity	Minimal Authority	Moderately Equipped	Minimal Activity	Strong Authority	Fully Equipped	Moderate Activity
Montana	Strong Authority	Minimally Equipped	Very Active	Moderate Authority	Moderately Equipped	Moderate Activity	Minimal Authority	Minimally Equipped	Minimal Activity	Strong Authority	Minimally Equipped	Very Active
Nebraska	Strong Authority	Moderately Equipped	Moderate Activity	Strong Authority	Moderately Equipped	Very Active	Strong Authority	Moderately Equipped	Very Active	Strong Authority	Moderately Equipped	Very Active
Nevada	Strong Authority	Minimally Equipped	Very Active	Strong Authority	Moderately Equipped	Very Active	Strong Authority	Moderately Equipped	Very Active	Moderate Authority	Moderately Equipped	Moderate Activity
New Hampshire	Moderate Authority	Moderately Equipped	Moderate Activity	No Authority	Not Applicable	Not Applicable						
New Jersey	Moderate Authority	Not Equipped	Moderate Activity	Moderate Authority	Not Equipped	Moderate Activity	Minimal Authority	Not Equipped	Minimal Activity	Moderate Authority	Not Equipped	Moderate Activity
New Mexico	Strong Authority	Minimally Equipped	Very Active	Minimal Authority	Minimally Equipped	Moderate Activity						
New York	Strong Authority	Fully Equipped	Very Active	No Authority	Moderately Equipped	Moderate Activity	Minimal Authority	Moderately Equipped	Moderate Activity	Strong Authority	Fully Equipped	Very Active
North Carolina	Strong Authority	Moderately Equipped	Very Active	Moderate Authority	Moderately Equipped	Moderate Activity	Strong Authority	Moderately Equipped	Very Active	Strong Authority	Moderately Equipped	Very Active
North Dakota	Strong Authority	Fully Equipped	Very Active	No Authority	Not Applicable	Not Applicable	No Authority	Not Applicable	Not Applicable	Strong Authority	Fully Equipped	Very Active
Ohio	Strong Authority	Moderately Equipped	Moderate Activity	Strong Authority	Moderately Equipped	Minimal Activity	Moderate Authority	Minimally Equipped	Minimal Activity	Strong Authority	Minimally Equipped	Moderate Activity
Oklahoma	Strong Authority	Moderately Equipped	Moderate Activity	Strong Authority	Moderately Equipped	Moderate Activity	Strong Authority	Minimally Equipped	Minimal Activity	No Authority	Not Applicable	Not Applicable
Oregon	Strong Authority	Moderately Equipped	Very Active	No Authority	Not Applicable	Not Applicable	No Authority	Not Applicable	Not Applicable	Strong Authority	Moderately Equipped	Very Active
Pennsylvania	Strong Authority	Fully Equipped	Very Active	No Authority	Not Applicable	Not Applicable	Minimal Authority	Minimally Equipped	Minimal Activity	Strong Authority	Minimally Equipped	Minimal Activity
Rhode Island	Strong Authority	Moderately Equipped	Moderate Activity	No Authority	Not Applicable	Not Applicable	No Authority	Not Applicable	Not Applicable	Strong Authority	Fully Equipped	Very Active
South Carolina	Strong Authority	Moderately Equipped	Very Active	Strong Authority	Moderately Equipped	Very Active	Strong Authority	Moderately Equipped	Moderate Activity	Strong Authority	Moderately Equipped	Very Active
South Dakota	Strong Authority	Fully Equipped	Very Active	Strong Authority	Fully Equipped	Not Active	Strong Authority	Fully Equipped	Not Active	Strong Authority	Fully Equipped	Very Active
Tennessee												
Texas	Strong Authority	Fully Equipped	Very Active	Minimal Authority	Moderately Equipped	Moderate Activity	Moderate Authority	Moderately Equipped	Moderate Activity	Strong Authority	Minimally Equipped	Minimal Activity
Utah	Strong Authority	Fully Equipped	Very Active	No Authority	Not Applicable	Not Applicable	Strong Authority	Fully Equipped	Very Active	Strong Authority	Moderately Equipped	Moderate Activity
Vermont	Strong Authority	Moderately Equipped	Very Active	Strong Authority	Moderately Equipped	Very Active	Strong Authority	Moderately Equipped	Very Active	Strong Authority	Fully Equipped	Very Active
Virginia	Strong Authority	Moderately Equipped	Moderate Activity	Strong Authority	Moderately Equipped	Minimal Activity	Strong Authority	Minimally Equipped	Moderate Activity	Strong Authority	Minimally Equipped	Minimal Activity
Washington	Strong Authority	Fully Equipped	Very Active	Strong Authority	Fully Equipped	Very Active	Minimal Authority	Fully Equipped	Very Active	Strong Authority	Fully Equipped	Very Active
West Virginia	Strong Authority	Not Equipped	Moderate Activity	No Authority	Not Applicable	Not Applicable	No Authority	Not Applicable	Not Applicable	Moderate Authority	Moderately Equipped	Moderate Activity
Wisconsin	No Authority	Not Applicable	Not Applicable	No Authority	Not Applicable	Not Applicable	No Authority	Not Applicable	Not Applicable	No Authority	Not Applicable	Not Applicable
Wyoming	Moderate Authority	Minimally Equipped	Very Active	Moderate Authority	Minimally Equipped	Moderate Activity	Moderate Authority	Minimally Equipped	Moderate Activity	Moderate Authority	Minimally Equipped	Very Active

State	Executive			Legislative			Judicial			Local Government		
	Authority	Resources	Activity	Authority	Resources	Activity	Authority	Resources	Activity	Authority	Resources	Activity
District/Territory												
American Samoa	Strong Authority	Minimally Equipped	Moderate Activity	Strong Authority	Minimally Equipped	Moderate Activity	Moderate Authority	Minimally Equipped	Minimal Activity	Strong Authority	Minimally Equipped	Moderate Activity
District of Columbia	Strong Authority	Minimally Equipped	Moderate Activity	No Authority	Not Applicable	Not Applicable	No Authority	Not Applicable	Not Applicable	Not Applicable	Not Applicable	Not Applicable
Guam												
Northern Marianas												
Puerto Rico							Strong Authority	Moderately Equipped	Very Active	Strong Authority	Minimally Equipped	Very Active
U.S. Virgin Islands	Strong Authority	Not Equipped	Not Active	No Authority	Not Equipped	Not Active	No Authority	Not Equipped	Not Active	Not Applicable	Not Applicable	Not Applicable
Records Management Only Programs												
Maryland	Moderate Authority	Moderately Equipped	Moderate Activity	Strong Authority	Moderately Equipped	Very Active	Strong Authority	Moderately Equipped	Moderate Activity	Strong Authority	Moderately Equipped	Very Active
Michigan	Strong Authority	Moderately Equipped	Moderate Activity	No Authority	Minimally Equipped	Moderate Activity	No Authority	Minimally Equipped	Moderate Activity	Moderate Authority	Not Equipped	Minimal Activity
Montana	Moderate Authority	Moderately Equipped	Moderate Activity	Strong Authority	Moderately Equipped	Moderate Activity	Strong Authority	Moderately Equipped	Moderate Activity	Moderate Authority	Moderately Equipped	Moderate Activity
Nebraska	Strong Authority	Minimally Equipped	Minimal Activity	Moderate Authority	Moderately Equipped	Moderate Activity	Moderate Authority	Moderately Equipped	Moderate Activity	Moderate Authority	Moderately Equipped	Moderate Activity
Tennessee	Strong Authority	Fully Equipped	Very Active	Minimal Authority	Fully Equipped	Very Active	Strong Authority	Fully Equipped	Very Active	Not Applicable	Not Applicable	Not Applicable
Wisconsin	No Authority	Not Applicable	Not Applicable	No Authority	Not Applicable	Not Applicable	No Authority	Not Applicable	Not Applicable	No Authority	Not Applicable	Not Applicable

TABLE 18. Program provides consultation and training on records-related practices and procedures: Comparison by jurisdiction

State	Executive			Legislative			Judicial			Local Government		
	Authority	Resources	Activity	Authority	Resources	Activity	Authority	Resources	Activity	Authority	Resources	Activity
Alabama	Moderate Authority	Moderately Equipped	Moderate Activity	Moderate Authority	Moderately Equipped	Moderate Activity	Moderate Authority	Moderately Equipped	Moderate Activity	Moderate Authority	Moderately Equipped	Moderate Activity
Alaska	Strong Authority	Moderately Equipped	Minimal Activity	Minimal Authority	Moderately Equipped	Minimal Activity	Minimal Authority	Moderately Equipped	Minimal Activity	Minimal Authority	Moderately Equipped	Moderate Activity
Arizona	Strong Authority	Moderately Equipped	Moderate Activity	Moderate Authority	Minimally Equipped	Minimal Activity	Minimal Authority	Minimally Equipped	Minimal Activity	Strong Authority	Moderately Equipped	Moderate Activity
Arkansas	Minimal Authority	Minimally Equipped	Minimal Activity	Minimal Authority	Minimally Equipped	Minimal Activity	No Authority	Not Applicable	Not Applicable	Minimal Authority	Minimally Equipped	Minimal Activity
California												
Colorado	Strong Authority	Minimally Equipped	Minimal Activity	Strong Authority	Minimally Equipped	Minimal Activity	Strong Authority	Minimally Equipped	Minimal Activity	Strong Authority	Minimally Equipped	Moderate Activity
Connecticut	Strong Authority	Minimally Equipped	Minimal Activity	No Authority	Not Applicable	Not Applicable	No Authority	Not Applicable	Not Applicable	Strong Authority	Moderately Equipped	Moderate Activity
Delaware	Strong Authority	Moderately Equipped	Moderate Activity									
Florida	Strong Authority	Minimally Equipped	Very Active	Minimal Authority	Moderately Equipped	Minimal Activity	Strong Authority	Minimally Equipped	Minimal Activity	Strong Authority	Moderately Equipped	Very Active
Georgia	Strong Authority	Minimally Equipped	Moderate Activity	Strong Authority	Minimally Equipped	Minimal Activity	Strong Authority	Minimally Equipped	Moderate Activity	Strong Authority	Minimally Equipped	Moderate Activity
Hawaii												
Idaho	Minimal Authority	Minimally Equipped	Minimal Activity	Strong Authority	Moderately Equipped	Very Active	Minimal Authority	Moderately Equipped	Minimal Activity	Strong Authority	Moderately Equipped	Very Active
Illinois	Strong Authority	Fully Equipped	Moderate Activity	No Authority	Minimally Equipped	Not Active						
Indiana	Strong Authority	Moderately Equipped	Very Active	Minimal Authority	Moderately Equipped	Minimal Activity	Minimal Authority	Moderately Equipped	Minimal Activity	Strong Authority	Moderately Equipped	Moderate Activity
Iowa	Moderate Authority	Minimally Equipped	Moderate Activity	Minimal Authority	Minimally Equipped	Minimal Activity	No Authority	Not Applicable	Not Applicable	No Authority	Not Applicable	Not Applicable
Kansas	Strong Authority	Minimally Equipped	Very Active	Moderate Authority	Minimally Equipped	Minimal Activity	Minimal Authority	Minimally Equipped	Minimal Activity	Strong Authority	Minimally Equipped	Very Active
Kentucky	Strong Authority	Moderately Equipped	Moderate Activity	Moderate Authority	Minimally Equipped	Moderate Activity	Minimal Authority	Minimally Equipped	Minimal Activity	Strong Authority	Fully Equipped	Moderate Activity
Louisiana	Strong Authority	Moderately Equipped	Moderate Activity	Strong Authority	Moderately Equipped	Moderate Activity	Strong Authority	Moderately Equipped	Moderate Activity	Strong Authority	Moderately Equipped	Moderate Activity
Maine	Strong Authority	Moderately Equipped	Moderate Activity	Strong Authority	Fully Equipped	Moderate Activity	No Authority	Fully Equipped	Not Active	Strong Authority	Fully Equipped	Minimal Activity
Maryland	Moderate Authority	Minimally Equipped	Moderate Activity	Moderate Authority	Not Equipped	Not Active	Moderate Authority	Minimally Equipped	Moderate Activity	Moderate Authority	Minimally Equipped	Moderate Activity
Massachusetts	Strong Authority	Moderately Equipped	Moderate Activity	No Authority	Moderately Equipped	Moderate Activity	No Authority	Not Applicable	Not Applicable	Strong Authority	Moderately Equipped	Very Active
Michigan	Strong Authority	Moderately Equipped	Moderate Activity	Strong Authority	Minimally Equipped	Minimal Activity	Strong Authority	Minimally Equipped	Minimal Activity	Strong Authority	Minimally Equipped	Very Active
Minnesota	No Authority	Minimally Equipped	Minimal Activity	No Authority	Minimally Equipped	Minimal Activity	No Authority	Minimally Equipped	Minimal Activity	No Authority	Minimally Equipped	Moderate Activity
Mississippi	Strong Authority	Fully Equipped	Very Active	Strong Authority	Fully Equipped	Very Active	Moderate Authority	Moderately Equipped	Moderate Activity	Strong Authority	Fully Equipped	Very Active
Missouri	Moderate Authority	Minimally Equipped	Minimal Activity	Minimal Authority	Minimally Equipped	Minimal Activity	No Authority	Moderately Equipped	Minimal Activity	Strong Authority	Moderately Equipped	Moderate Activity
Montana	Moderate Authority	Minimally Equipped	Moderate Activity	Moderate Authority	Moderately Equipped	Moderate Activity	Moderate Authority	Minimally Equipped	Moderate Activity	Strong Authority	Moderately Equipped	Very Active
Nebraska	Moderate Authority	Minimally Equipped	Minimal Activity	Moderate Authority	Minimally Equipped	Minimal Activity	Moderate Authority	Minimally Equipped	Minimal Activity	Moderate Authority	Minimally Equipped	Minimal Activity
Nevada	Moderate Authority	Minimally Equipped	Moderate Activity	Minimal Authority	Minimally Equipped	Not Active	Minimal Authority	Minimally Equipped	Not Active	Moderate Authority	Moderately Equipped	Not Active
New Hampshire	Moderate Authority	Minimally Equipped	Minimal Activity	Minimal Authority	Not Equipped	Not Active						
New Jersey	Moderate Authority	Minimally Equipped	Minimal Activity	Moderate Authority	Minimally Equipped	Minimal Activity	Minimal Authority	Minimally Equipped	Minimal Activity	Moderate Authority	Minimally Equipped	Minimal Activity
New Mexico	Strong Authority	Minimally Equipped	Very Active	Minimal Authority	Minimally Equipped	Moderate Activity						
New York	Strong Authority	Fully Equipped	Very Active	No Authority	Moderately Equipped	Moderate Activity	Minimal Authority	Moderately Equipped	Moderate Activity	Strong Authority	Fully Equipped	Very Active
North Carolina	Strong Authority	Moderately Equipped	Very Active	Moderate Authority	Moderately Equipped	Moderate Activity	Strong Authority	Moderately Equipped	Very Active	Strong Authority	Moderately Equipped	Very Active
North Dakota	Strong Authority	Moderately Equipped	Moderate Activity	No Authority	Not Applicable	Not Applicable	Strong Authority	Moderately Equipped	Minimal Activity	Strong Authority	Moderately Equipped	Moderate Activity
Ohio	Moderate Authority	Minimally Equipped	Minimal Activity	Moderate Authority	Moderately Equipped	Minimal Activity	Moderate Authority	Minimally Equipped	Minimal Activity	Strong Authority	Minimally Equipped	Moderate Activity
Oklahoma	Strong Authority	Moderately Equipped	Moderate Activity	Strong Authority	Moderately Equipped	Moderate Activity	Strong Authority	Minimally Equipped	Minimal Activity	Strong Authority	Minimally Equipped	Minimal Activity
Oregon	Strong Authority	Moderately Equipped	Very Active	No Authority	Not Applicable	Not Applicable	Minimal Authority	Minimally Equipped	Minimal Activity	Strong Authority	Moderately Equipped	Very Active
Pennsylvania	Strong Authority	Fully Equipped	Very Active	Strong Authority	Fully Equipped	Moderate Activity	Minimal Authority	Minimally Equipped	Minimal Activity	Strong Authority	Minimally Equipped	Very Active
Rhode Island	Strong Authority	Moderately Equipped	Moderate Activity	No Authority	Not Applicable	Not Applicable	No Authority	Not Applicable	Not Applicable	Strong Authority	Fully Equipped	Very Active
South Carolina	Strong Authority	Moderately Equipped	Moderate Activity	Strong Authority	Moderately Equipped	Moderate Activity	Strong Authority	Moderately Equipped	Moderate Activity	Strong Authority	Moderately Equipped	Moderate Activity
South Dakota	Strong Authority	Fully Equipped	Very Active	Strong Authority	Fully Equipped	Not Active	Strong Authority	Fully Equipped	Minimal Activity	Strong Authority	Fully Equipped	Moderate Activity
Tennessee												
Texas	Strong Authority	Moderately Equipped	Moderate Activity	Minimal Authority	Moderately Equipped	Moderate Activity	Moderate Authority	Moderately Equipped	Moderate Activity	Strong Authority	Minimally Equipped	Minimal Activity
Utah	Strong Authority	Fully Equipped	Very Active	Moderate Authority	Moderately Equipped	Minimal Activity	Strong Authority	Moderately Equipped	Very Active	Strong Authority	Moderately Equipped	Moderate Activity
Vermont	Strong Authority	Fully Equipped	Very Active	Strong Authority	Moderately Equipped	Very Active	Strong Authority	Moderately Equipped	Very Active	Strong Authority	Fully Equipped	Very Active
Virginia	Strong Authority	Moderately Equipped	Very Active	Strong Authority	Moderately Equipped	Minimal Activity	Strong Authority	Minimally Equipped	Moderate Activity	Strong Authority	Moderately Equipped	Minimal Activity
Washington	Strong Authority	Moderately Equipped	Moderate Activity	Moderate Authority	Fully Equipped	Very Active	Minimal Authority	Fully Equipped	Very Active	Strong Authority	Fully Equipped	Very Active
West Virginia	Strong Authority	Fully Equipped	Very Active	Minimal Authority	Not Equipped	Minimal Activity	No Authority	Not Applicable	Not Applicable	Strong Authority	Fully Equipped	Very Active
Wisconsin	Moderate Authority	Not Equipped	Minimal Activity	Minimal Authority	Minimally Equipped	Minimal Activity	Minimal Authority	Minimally Equipped	Not Active	Strong Authority	Moderately Equipped	Very Active
Wyoming	Moderate Authority	Moderately Equipped	Very Active	Moderate Authority	Minimally Equipped	Minimal Activity	Moderate Authority	Minimally Equipped	Minimal Activity	Moderate Authority	Minimally Equipped	Moderate Activity

State	Executive			Legislative			Judicial			Local Government		
	Authority	Resources	Activity	Authority	Resources	Activity	Authority	Resources	Activity	Authority	Resources	Activity
District/Territory												
American Samoa	Moderate Authority	Minimally Equipped	Moderate Activity	Moderate Authority	Minimally Equipped	Moderate Activity	Moderate Authority	Minimally Equipped	Minimal Activity	Strong Authority	Minimally Equipped	Moderate Activity
District of Columbia	Strong Authority	Minimally Equipped	Minimal Activity	Minimal Authority	Not Equipped	Minimal Activity	Minimal Authority	Not Equipped	Minimal Activity	Not Applicable	Not Applicable	Not Applicable
Guam												
Northern Marianas												
Puerto Rico							Moderate Authority	Minimally Equipped	Moderate Activity	Minimal Authority	Minimally Equipped	Minimal Activity
U.S. Virgin Islands	Strong Authority	Not Equipped	Not Active	Moderate Authority	Not Equipped	Not Active	Moderate Authority	Not Equipped	Not Active	Not Applicable	Not Applicable	Not Applicable
Records Management Only Programs												
Maryland	Strong Authority	Fully Equipped	Very Active	Strong Authority	Fully Equipped	Very Active	Strong Authority	Fully Equipped	Moderate Activity	Strong Authority	Fully Equipped	
Michigan	Moderate Authority	Minimally Equipped	Moderate Activity	No Authority	Minimally Equipped	Minimal Activity	No Authority	Minimally Equipped	Minimal Activity	Minimal Authority	Not Equipped	Minimal Activity
Montana	Strong Authority	Moderately Equipped	Moderate Activity	Moderate Authority	Minimally Equipped	Minimal Activity		Moderately Equipped	Moderate Activity	Moderate Authority	Moderately Equipped	Moderate Activity
Nebraska	Moderate Authority	Minimally Equipped	Minimal Activity	Moderate Authority	Moderately Equipped	Moderate Activity	Moderate Authority	Minimally Equipped	Minimal Activity	Moderate Authority	Moderately Equipped	Moderate Activity
Tennessee	Moderate Authority	Fully Equipped	Very Active	Moderate Authority	Fully Equipped	Very Active	Strong Authority	Fully Equipped	Very Active	Not Applicable	Not Equipped	Not Applicable
Wisconsin	Strong Authority	Moderately Equipped	Moderate Activity	Moderate Authority	Moderately Equipped	Moderate Activity	Moderate Authority	Moderately Equipped	Minimal Activity	Moderate Authority	Moderately Equipped	Moderate Activity

TABLE 19. Program provides micrographic or original capture digital imaging services: Comparison by jurisdiction

State	Executive			Legislative			Judicial			Local Government		
	Authority	Resources	Activity	Authority	Resources	Activity	Authority	Resources	Activity	Authority	Resources	Activity
Alabama	Minimal Authority	Not Applicable	Not Applicable	No Authority	Not Applicable	Not Applicable	Minimal Authority	Not Equipped	Not Active	Minimal Authority	Minimally Equipped	Not Active
Alaska	Strong Authority	Fully Equipped	Very Active	Minimal Authority	Moderately Equipped	Minimal Activity	Minimal Authority	Fully Equipped	Very Active	Minimal Authority	Fully Equipped	Moderate Activity
Arizona	Not Applicable	Not Applicable	Not Applicable	Not Applicable	Not Applicable	Not Applicable	Not Applicable	Not Applicable	Not Applicable	Not Applicable	Not Applicable	Not Applicable
Arkansas	No Authority	Not Applicable	Not Applicable	Minimal Authority	Minimally Equipped	Minimal Activity	No Authority	Not Applicable	Not Applicable	Minimal Authority	Minimally Equipped	Minimal Activity
California												
Colorado	Not Applicable	Not Applicable	Not Applicable	Not Applicable	Not Applicable	Not Applicable	Not Applicable	Not Applicable	Not Applicable	Not Applicable	Not Applicable	Not Applicable
Connecticut	Moderate Authority	Not Equipped	Not Active	No Authority	Not Applicable	Not Applicable	No Authority	Not Applicable	Not Applicable	Strong Authority	Not Equipped	Not Active
Delaware	Minimal Authority	Minimally Equipped	Minimal Activity									
Florida	Strong Authority	Not Equipped	Not Active	Minimal Authority	Not Equipped	Not Active	Strong Authority	Not Equipped	Not Active	Strong Authority	Not Equipped	Not Active
Georgia	No Authority	Not Applicable	Not Applicable	No Authority	Not Applicable	Not Applicable	No Authority	Not Applicable	Not Applicable	No Authority	Not Applicable	Not Applicable
Hawaii												
Idaho	No Authority	Not Equipped	Not Active	Not Applicable	Not Applicable	Not Applicable	Not Applicable	Not Applicable	Not Applicable	Not Applicable	Not Applicable	Not Applicable
Illinois	Strong Authority	Fully Equipped	Very Active	No Authority	Fully Equipped	Minimal Activity						
Indiana	Moderate Authority	Moderately Equipped	Moderate Activity	Minimal Authority	Fully Equipped	Not Active	Minimal Authority	Fully Equipped	Moderate Activity	Strong Authority	Fully Equipped	Very Active
Iowa	No Authority	Not Applicable	Not Applicable	No Authority	Not Applicable	Not Applicable	No Authority	Not Applicable	Not Applicable	No Authority	Not Applicable	Not Applicable
Kansas	Minimal Authority	Not Equipped	Not Active	Minimal Authority	Not Equipped	Not Active	Minimal Authority	Not Equipped	Not Active	Minimal Authority	Not Equipped	Not Active
Kentucky	Strong Authority	Moderately Equipped	Moderate Activity	Minimal Authority	Minimally Equipped	Not Active	Minimal Authority	Moderately Equipped	Not Active	Strong Authority	Moderately Equipped	Moderate Activity
Louisiana	Strong Authority	Moderately Equipped	Moderate Activity	Strong Authority	Moderately Equipped	Moderate Activity	Strong Authority	Moderately Equipped	Minimal Activity	Strong Authority	Moderately Equipped	Moderate Activity
Maine	Strong Authority	Moderately Equipped	Moderate Activity	Strong Authority	Fully Equipped	Minimal Activity	No Authority	Fully Equipped	Not Active	Minimal Authority	Moderately Equipped	Not Active
Maryland	Moderate Authority	Moderately Equipped	Moderate Activity	Moderate Authority	Not Equipped	Not Active	Moderate Authority	Minimally Equipped	Minimal Activity	Moderate Authority	Minimally Equipped	Minimal Activity
Massachusetts	No Authority	Minimally Equipped	Minimal Activity	No Authority	Minimally Equipped	Minimal Activity	No Authority	Not Applicable	Not Applicable	No Authority	Not Applicable	Not Applicable
Michigan	Moderate Authority	Moderately Equipped	Moderate Activity	Strong Authority	Minimally Equipped	Minimal Activity	Strong Authority	Minimally Equipped	Minimal Activity	Strong Authority	Minimally Equipped	Minimal Activity
Minnesota	No Authority	Not Applicable	Not Applicable	No Authority	Not Applicable	Not Applicable	No Authority	Not Applicable	Not Applicable	No Authority	Not Applicable	Not Applicable
Mississippi	No Authority	Not Applicable	Not Applicable	No Authority	Not Applicable	Not Applicable	No Authority	Not Applicable	Not Applicable	No Authority	Not Applicable	Not Applicable
Missouri	Strong Authority	Fully Equipped	Very Active	Minimal Authority	Fully Equipped	Moderate Activity	Moderate Authority	Fully Equipped	Very Active	Strong Authority	Moderately Equipped	Moderate Activity
Montana	No Authority	Not Applicable	Not Applicable	No Authority	Not Applicable	Not Applicable	No Authority	Not Applicable	Not Applicable	No Authority	Not Applicable	Not Applicable
Nebraska	Moderate Authority	Minimally Equipped	Minimal Activity	Strong Authority	Minimally Equipped	Minimal Activity	Moderate Authority	Minimally Equipped	Minimal Activity	Strong Authority	Minimally Equipped	Minimal Activity
Nevada	Strong Authority	Moderately Equipped	Moderate Activity	Moderate Authority	Moderately Equipped	Moderate Activity	Moderate Authority	Moderately Equipped	Moderate Activity	Minimal Authority	Minimally Equipped	Minimal Activity
New Hampshire	Strong Authority	Moderately Equipped	Minimal Activity	Strong Authority	Moderately Equipped	Very Active						
New Jersey	No Authority	Not Applicable	Not Applicable	No Authority	Not Applicable	Not Applicable	No Authority	Not Applicable	Not Applicable	No Authority	Not Applicable	Not Applicable
New Mexico	Minimal Authority	Minimally Equipped	Minimal Activity	Minimal Authority	Minimally Equipped	Minimal Activity						
New York	No Authority	Not Applicable	Not Applicable	No Authority	Not Applicable	Not Applicable	No Authority	Not Applicable	Not Applicable	No Authority	Not Applicable	Not Applicable
North Carolina	Strong Authority	Fully Equipped	Very Active	Moderate Authority	Moderately Equipped	Minimal Activity	Strong Authority	Minimally Equipped	Not Active	Strong Authority	Fully Equipped	Moderate Activity
North Dakota	Strong Authority	Moderately Equipped	Moderate Activity	No Authority	Not Applicable	Not Applicable	No Authority	Not Applicable	Not Applicable	Strong Authority	Moderately Equipped	Moderate Activity
Ohio	Moderate Authority	Minimally Equipped	Not Active	Moderate Authority	Minimally Equipped	Not Active	Moderate Authority	Minimally Equipped	Not Active	Moderate Authority	Minimally Equipped	Not Active
Oklahoma	Strong Authority	Moderately Equipped	Not Active	Strong Authority	Moderately Equipped	Moderate Activity	Strong Authority	Not Equipped	Not Active	No Authority	Not Applicable	Not Applicable
Oregon	No Authority	Not Applicable	Not Applicable	No Authority	Not Applicable	Not Applicable	No Authority	Not Applicable	Not Applicable	No Authority	Not Applicable	Not Applicable
Pennsylvania	Strong Authority	Fully Equipped	Not Active	No Authority	Not Applicable	Not Applicable	No Authority	Not Applicable	Not Active	Minimal Authority	Not Equipped	Not Active
Rhode Island	No Authority	Not Applicable	Not Applicable	No Authority	Not Applicable	Not Applicable	No Authority	Not Applicable	Not Applicable	No Authority	Not Applicable	Not Applicable
South Carolina	Strong Authority	Moderately Equipped	Moderate Activity	Strong Authority	Moderately Equipped	Minimal Activity	Strong Authority	Moderately Equipped	Minimal Activity	Strong Authority	Moderately Equipped	Moderate Activity
South Dakota	Strong Authority	Minimally Equipped	Moderate Activity	Strong Authority	Minimally Equipped	Not Active	Strong Authority	Minimally Equipped	Not Active	Strong Authority	Minimally Equipped	Minimal Activity
Tennessee												
Texas	No Authority	Not Applicable	Not Applicable	Not Applicable	Not Applicable	Not Applicable	No Authority	Not Applicable	Not Applicable	No Authority	Not Applicable	Not Applicable
Utah	Strong Authority	Fully Equipped	Very Active	Minimal Authority	Minimally Equipped	Minimal Activity	Strong Authority	Fully Equipped	Very Active	Strong Authority	Moderately Equipped	Moderate Activity
Vermont	Strong Authority	Fully Equipped	Very Active	Not Applicable	Not Applicable	Not Applicable	Not Applicable	Not Applicable	Not Applicable	Not Applicable	Not Applicable	Not Applicable
Virginia	Not Applicable	Not Applicable	Not Applicable	Not Applicable	Not Applicable	Not Applicable	Strong Authority	Minimally Equipped	Minimal Activity	Not Applicable	Not Applicable	Not Applicable
Washington	Not Applicable	Not Applicable	Not Applicable	Strong Authority	Fully Equipped	Minimal Activity	Minimal Authority	Fully Equipped	Minimal Activity	Strong Authority	Fully Equipped	Very Active
West Virginia	Strong Authority	Moderately Equipped	Very Active	No Authority	Not Applicable	Not Applicable	No Authority	Not Applicable	Not Applicable	Strong Authority	Fully Equipped	Very Active
Wisconsin	Moderate Authority	Not Equipped	Not Active	Minimal Authority	Not Applicable	Not Applicable	No Authority	Not Applicable	Not Applicable	Minimal Authority	Minimally Equipped	Minimal Activity
Wyoming	Strong Authority	Minimally Equipped	Minimal Activity	Moderate Authority	Moderately Equipped	Moderate Activity	Moderate Authority	Moderately Equipped	Minimal Activity	Moderate Authority	Moderately Equipped	Very Active

State	Executive			Legislative			Judicial			Local Government		
	Authority	Resources	Activity	Authority	Resources	Activity	Authority	Resources	Activity	Authority	Resources	Activity
District/Territory												
American Samoa	Strong Authority	Minimally Equipped	Moderate Activity	Strong Authority	Minimally Equipped	Moderate Activity	Moderate Authority	Minimally Equipped	Minimal Activity	Strong Authority	Not Equipped	Not Active
District of Columbia	No Authority	Not Applicable	Not Applicable	No Authority	Not Applicable	Not Applicable	No Authority	Not Applicable	Not Applicable	Not Applicable	Not Applicable	Not Applicable
Guam												
Northern Marianas												
Puerto Rico							Minimal Authority	Minimally Equipped	Moderate Activity	Minimal Authority	Minimally Equipped	Minimal Activity
U.S. Virgin Islands	Strong Authority	Minimally Equipped	Not Active	Strong Authority	Minimally Equipped	Not Active	Strong Authority	Not Equipped	Not Active	Not Applicable	Not Applicable	Not Applicable
Records Management Only Programs												
Maryland	Moderate Authority		Minimal Activity	Not Applicable	Not Applicable	Not Applicable	Not Applicable	Not Applicable	Not Applicable	Not Applicable	Not Equipped	Not Applicable
Michigan	Strong Authority	Fully Equipped	Very Active	Strong Authority	Fully Equipped	Moderate Activity	Strong Authority	Fully Equipped	Minimal Activity	Strong Authority	Fully Equipped	Minimal Activity
Montana	Strong Authority	Minimally Equipped	Moderate Activity	Strong Authority	Minimally Equipped	Minimal Activity	Moderate Authority	Moderately Equipped	Moderate Activity	Moderate Authority	Moderately Equipped	Moderate Activity
Nebraska	Strong Authority	Minimally Equipped	Minimal Activity	Moderate Authority	Minimally Equipped	Minimal Activity	Minimal Authority	Minimally Equipped	Minimal Activity	Minimal Authority	Minimally Equipped	Minimal Activity
Tennessee	Not Applicable	Not Applicable	Not Applicable	Not Applicable	Not Applicable	Not Applicable	Not Applicable	Not Applicable	Not Applicable	Not Applicable	Not Applicable	Not Applicable
Wisconsin	Not Applicable	Not Applicable	Not Applicable	No Authority	Not Applicable	Not Applicable	No Authority	Not Applicable	Not Applicable	No Authority	Not Applicable	Not Applicable

TABLE 20. Program accessions paper records into the state archives/and or regional repositories: Comparison by jurisdiction

State	Executive			Legislative			Judicial			Local Government		
	Authority	Resources	Activity	Authority	Resources	Activity	Authority	Resources	Activity	Authority	Resources	Activity
Alabama	Moderate Authority	Moderately Equipped	Moderate Activity	Moderate Authority	Moderately Equipped	Moderate Activity	Moderate Authority	Moderately Equipped	Moderate Activity	Moderate Authority	Not Equipped	Not Active
Alaska	Strong Authority	Fully Equipped	Very Active	Minimal Authority	Fully Equipped	Very Active	Minimal Authority	Fully Equipped	Minimal Activity	Minimal Authority	Minimally Equipped	Not Active
Arizona	Strong Authority	Moderately Equipped	Very Active	Moderate Authority	Moderately Equipped	Minimal Activity	Strong Authority	Moderately Equipped	Moderate Activity	Strong Authority	Moderately Equipped	Very Active
Arkansas	Minimal Authority	Minimally Equipped	Minimal Activity	Minimal Authority	Minimally Equipped	Minimal Activity	No Authority	Not Applicable	Not Applicable	Minimal Authority	Minimally Equipped	Minimal Activity
California												
Colorado	Strong Authority	Moderately Equipped	Minimal Activity	Strong Authority	Moderately Equipped	Moderate Activity	Strong Authority	Moderately Equipped	Minimal Activity	Strong Authority	Moderately Equipped	Minimal Activity
Connecticut	Strong Authority	Moderately Equipped	Moderate Activity	No Authority	Minimally Equipped	Minimal Activity	No Authority	Minimally Equipped	Minimal Activity	Strong Authority	Moderately Equipped	Moderate Activity
Delaware	Strong Authority	Moderately Equipped	Very Active									
Florida	Strong Authority	Moderately Equipped	Very Active	Strong Authority	Moderately Equipped	Very Active	Strong Authority	Moderately Equipped	Minimal Activity	Strong Authority	Minimally Equipped	Minimal Activity
Georgia	Strong Authority	Minimally Equipped	Minimal Activity	Strong Authority	Minimally Equipped	Minimal Activity	Strong Authority	Minimally Equipped	Minimal Activity	Moderate Authority	Minimally Equipped	Minimal Activity
Hawaii												
Idaho	Strong Authority	Fully Equipped	Very Active	Strong Authority	Fully Equipped	Moderate Activity	Moderate Authority	Moderately Equipped	Minimal Activity	Strong Authority	Fully Equipped	Moderate Activity
Illinois	Strong Authority	Fully Equipped	Very Active	Moderate Authority	Fully Equipped	Moderate Activity						
Indiana	Strong Authority	Minimally Equipped	Very Active	Minimal Authority	Minimally Equipped	Very Active	Minimal Authority	Minimally Equipped	Very Active	Strong Authority	Minimally Equipped	Very Active
Iowa	Strong Authority	Minimally Equipped	Minimal Activity	Minimal Authority	Minimally Equipped	Minimal Activity	Minimal Authority	Minimally Equipped	Minimal Activity	No Authority	Not Applicable	Not Applicable
Kansas	Strong Authority	Minimally Equipped	Moderate Activity	Moderate Authority	Minimally Equipped	Minimal Activity	Moderate Authority	Minimally Equipped	Minimal Activity	Minimal Authority	Not Equipped	Not Active
Kentucky	Strong Authority	Moderately Equipped	Minimal Activity	Moderate Authority	Moderately Equipped	Minimal Activity	Moderate Authority	Moderately Equipped	Minimal Activity	Moderate Authority	Moderately Equipped	Not Active
Louisiana	Strong Authority	Moderately Equipped	Moderate Activity	Strong Authority	Moderately Equipped	Very Active	Strong Authority	Moderately Equipped	Moderate Activity	Strong Authority	Moderately Equipped	Minimal Activity
Maine	Strong Authority	Minimally Equipped	Minimal Activity	Strong Authority	Moderately Equipped	Minimal Activity	Minimal Authority	Moderately Equipped	Minimal Activity	Moderate Authority	Moderately Equipped	Not Active
Maryland	Moderate Authority	Minimally Equipped	Minimal Activity	Moderate Authority	Minimally Equipped	Minimal Activity	Moderate Authority	Minimally Equipped	Moderate Activity	Moderate Authority	Minimally Equipped	Minimal Activity
Massachusetts	Strong Authority	Moderately Equipped	Very Active	No Authority	Moderately Equipped	Very Active	No Authority	Not Applicable	Not Applicable	No Authority	Not Applicable	Not Applicable
Michigan	Strong Authority	Moderately Equipped	Very Active	Strong Authority	Moderately Equipped	Moderate Activity	Strong Authority	Moderately Equipped	Moderate Activity	Strong Authority	Minimally Equipped	Very Active
Minnesota	Strong Authority	Moderately Equipped	Very Active	Strong Authority	Moderately Equipped	Very Active	Strong Authority	Moderately Equipped	Very Active	Strong Authority	Moderately Equipped	Very Active
Mississippi	Strong Authority	Fully Equipped	Very Active	Strong Authority	Fully Equipped	Very Active	Strong Authority	Fully Equipped	Very Active	No Authority	Not Applicable	Not Applicable
Missouri	Strong Authority	Moderately Equipped	Moderate Activity	Minimal Authority	Moderately Equipped	Moderate Activity	Minimal Authority	Moderately Equipped	Moderate Activity	Moderate Authority	Moderately Equipped	Minimal Activity
Montana	Strong Authority	Moderately Equipped	Very Active	Moderate Authority	Moderately Equipped	Very Active	Moderate Authority	Moderately Equipped	Moderate Activity	Strong Authority	Minimally Equipped	Moderate Activity
Nebraska	Strong Authority	Moderately Equipped	Very Active	Strong Authority	Moderately Equipped	Very Active	Strong Authority	Moderately Equipped	Moderate Activity	Strong Authority	Moderately Equipped	Very Active
Nevada	Strong Authority	Moderately Equipped	Moderate Activity	Strong Authority	Minimally Equipped	Moderate Activity	Strong Authority	Moderately Equipped	Moderate Activity	Not Applicable	Not Applicable	Not Applicable
New Hampshire	Strong Authority	Minimally Equipped	Moderate Activity	Strong Authority	Moderately Equipped	Moderate Activity						
New Jersey	Strong Authority	Moderately Equipped	Very Active	Strong Authority	Moderately Equipped	Very Active	Strong Authority	Moderately Equipped	Very Active	Strong Authority	Minimally Equipped	Minimal Activity
New Mexico	Strong Authority	Minimally Equipped	Very Active	Moderate Authority	Minimally Equipped	Moderate Activity						
New York	Strong Authority	Fully Equipped	Very Active	Strong Authority	Minimally Equipped	Minimal Activity	Strong Authority	Fully Equipped	Very Active	Strong Authority	Minimally Equipped	Minimal Activity
North Carolina	Strong Authority	Moderately Equipped	Very Active	Moderate Authority	Moderately Equipped	Moderate Activity	Strong Authority	Moderately Equipped	Very Active	Strong Authority	Moderately Equipped	Moderate Activity
North Dakota	Strong Authority	Fully Equipped	Very Active	No Authority	Fully Equipped	Very Active	Strong Authority	Fully Equipped	Very Active	Strong Authority	Fully Equipped	Very Active
Ohio	Strong Authority	Moderately Equipped	Moderate Activity	Strong Authority	Moderately Equipped	Moderate Activity	Strong Authority	Moderately Equipped	Moderate Activity	Strong Authority	Minimally Equipped	Minimal Activity
Oklahoma	Strong Authority	Minimally Equipped	Moderate Activity	Strong Authority	Minimally Equipped	Minimal Activity	Strong Authority	Minimally Equipped	Minimal Activity	No Authority	Not Applicable	Not Applicable
Oregon	Strong Authority	Fully Equipped	Very Active	No Authority	Not Applicable	Not Applicable	Strong Authority	Fully Equipped	Very Active	Strong Authority	Moderately Equipped	Moderate Activity
Pennsylvania	Strong Authority	Fully Equipped	Very Active	Moderate Authority	Minimally Equipped	Minimal Activity	Moderate Authority	Minimally Equipped	Minimal Activity	Strong Authority	Minimally Equipped	Not Active
Rhode Island	Strong Authority	Moderately Equipped	Moderate Activity	No Authority	Not Applicable	Not Applicable	No Authority	Not Applicable	Not Applicable	Minimal Authority	Minimally Equipped	Minimal Activity
South Carolina	Strong Authority	Moderately Equipped	Very Active	Strong Authority	Moderately Equipped	Moderate Activity	Strong Authority	Moderately Equipped	Moderate Activity	Strong Authority	Moderately Equipped	Moderate Activity
South Dakota	Strong Authority	Fully Equipped	Very Active	Strong Authority	Fully Equipped	Not Active	Strong Authority	Fully Equipped	Minimal Activity	Strong Authority	Fully Equipped	Very Active
Tennessee												
Texas	Strong Authority	Moderately Equipped	Very Active	Minimal Authority	Minimally Equipped	Minimal Activity	Strong Authority	Moderately Equipped	Very Active	Strong Authority	Minimally Equipped	Minimal Activity
Utah	Strong Authority	Fully Equipped	Very Active	Moderate Authority	Fully Equipped	Moderate Activity	Strong Authority	Fully Equipped	Very Active	Strong Authority	Fully Equipped	Very Active
Vermont	Strong Authority	Moderately Equipped	Very Active	Strong Authority	Moderately Equipped	Very Active	Strong Authority	Moderately Equipped	Very Active	Strong Authority	Fully Equipped	Minimal Activity
Virginia	Strong Authority	Moderately Equipped	Very Active	Strong Authority	Moderately Equipped	Very Active	Strong Authority	Moderately Equipped	Very Active	Minimal Authority	Moderately Equipped	Minimal Activity
Washington	Strong Authority	Moderately Equipped	Very Active	Strong Authority	Moderately Equipped	Minimal Activity	Strong Authority	Minimally Equipped	Moderate Activity	Strong Authority	Fully Equipped	Very Active
West Virginia	Strong Authority	Moderately Equipped	Very Active	Moderate Authority	Moderately Equipped	Very Active	Minimal Authority	Moderately Equipped	Very Active	Strong Authority	Fully Equipped	Very Active
Wisconsin	Strong Authority	Moderately Equipped	Moderate Activity	Minimal Authority	Not Equipped	Moderate Activity	Strong Authority	Not Equipped	Minimal Activity	Strong Authority	Fully Equipped	Very Active
Wyoming	Strong Authority	Fully Equipped	Very Active	Strong Authority	Moderately Equipped	Minimal Activity	Strong Authority	Moderately Equipped	Minimal Activity	Strong Authority	Moderately Equipped	Moderate Activity

State	Executive			Legislative			Judicial			Local Government		
	Authority	Resources	Activity	Authority	Resources	Activity	Authority	Resources	Activity	Authority	Resources	Activity
District/Territory												
American Samoa	Strong Authority	Moderately Equipped	Very Active	Strong Authority	Moderately Equipped	Very Active	Moderate Authority	Minimally Equipped	Not Active	Strong Authority	Moderately Equipped	Very Active
District of Columbia	Strong Authority	Minimally Equipped	Moderate Activity	Strong Authority	Minimally Equipped	Minimal Activity	Strong Authority	Minimally Equipped	Minimal Activity	Not Applicable	Not Applicable	Not Applicable
Guam												
Northern Marianas												
Puerto Rico							Strong Authority	Minimally Equipped	Minimal Activity	Strong Authority	Minimally Equipped	Moderate Activity
U.S. Virgin Islands	Strong Authority	Not Equipped	Not Active	No Authority	Not Equipped	Not Active	No Authority	Not Equipped	Not Active	Not Applicable	Not Applicable	Not Applicable
Records Management Only Programs												
Maryland	Moderate Authority	Moderately Equipped	Very Active	Moderate Authority	Fully Equipped	Very Active	Moderate Authority	Fully Equipped	Very Active	Not Applicable	Not Applicable	Not Applicable
Michigan	Strong Authority	Fully Equipped	Very Active	No Authority	Fully Equipped	Minimal Activity	No Authority	Fully Equipped	Very Active	No Authority	Not Equipped	Not Active
Montana	Strong Authority	Moderately Equipped	Moderate Activity	Moderate Authority	Moderately Equipped	Moderate Activity	Moderate Authority	Moderately Equipped	Moderate Activity	Moderate Authority	Moderately Equipped	Moderate Activity
Nebraska	Moderate Authority	Moderately Equipped	Moderate Activity	Moderate Authority	Moderately Equipped	Moderate Activity	Minimal Authority	Moderately Equipped	Moderate Activity	No Authority	Not Equipped	Not Active
Tennessee	Strong Authority	Fully Equipped	Very Active	Strong Authority	Fully Equipped	Very Active	Strong Authority	Fully Equipped	Very Active	Not Applicable	Not Applicable	Not Applicable
Wisconsin	Strong Authority	Fully Equipped	Very Active	Strong Authority	Fully Equipped	Minimal Activity	Strong Authority	Moderately Equipped	Minimal Activity	Strong Authority	Moderately Equipped	Minimal Activity

TABLE 21. Program accessions born-digital electronic records into the state archives and/or regional repositories: Comparison by jurisdiction

State	Executive			Legislative			Judicial			Local Government		
	Authority	Resources	Activity	Authority	Resources	Activity	Authority	Resources	Activity	Authority	Resources	Activity
Alabama	Moderate Authority	Moderately Equipped	Moderate Activity	Moderate Authority	Moderately Equipped	Moderate Activity	Moderate Authority	Moderately Equipped	Not Active	Moderate Authority	Minimally Equipped	Not Active
Alaska	Strong Authority	Moderately Equipped	Minimal Activity	Minimal Authority	Moderately Equipped	Not Active	Minimal Authority	Fully Equipped	Minimal Activity	Minimal Authority	Minimally Equipped	Not Active
Arizona	Strong Authority	Minimally Equipped	Not Active	Moderate Authority	Minimally Equipped	Minimal Activity	Moderate Authority	Minimally Equipped	Minimal Activity	Strong Authority	Minimally Equipped	Not Active
Arkansas	No Authority	Not Applicable	Not Applicable	Minimal Authority	Minimally Equipped	Minimal Activity	No Authority	Not Applicable	Not Applicable	Minimal Authority	Minimally Equipped	Minimal Activity
California												
Colorado	Moderate Authority	Moderately Equipped	Minimal Activity	Strong Authority	Moderately Equipped	Moderate Activity	Moderate Authority	Moderately Equipped	Not Active	Moderate Authority	Moderately Equipped	Not Active
Connecticut	Strong Authority	Moderately Equipped	Minimal Activity	No Authority	Moderately Equipped	Minimal Activity	No Authority	Not Applicable	Not Applicable	Strong Authority	Not Equipped	Not Active
Delaware	Moderate Authority	Moderately Equipped	Moderate Activity									
Florida	Strong Authority	Minimally Equipped	Moderate Activity	Strong Authority	Minimally Equipped	Very Active	Strong Authority	Minimally Equipped	Minimal Activity	Strong Authority	Minimally Equipped	Minimal Activity
Georgia	Strong Authority	Minimally Equipped	Minimal Activity	Strong Authority	Minimally Equipped	Minimal Activity	Strong Authority	Minimally Equipped	Minimal Activity	Moderate Authority	Minimally Equipped	Minimal Activity
Hawaii												
Idaho	Strong Authority	Not Equipped	Not Active	Not Applicable	Not Applicable	Not Applicable	Strong Authority	Not Equipped	Not Active	Not Applicable	Not Applicable	Not Applicable
Illinois	Strong Authority	Minimally Equipped	Minimal Activity	Minimal Authority	Minimally Equipped	Not Active						
Indiana	Moderate Authority	Minimally Equipped	Moderate Activity	Minimal Authority	Minimally Equipped	Very Active	Minimal Authority	Minimally Equipped	Very Active	Strong Authority	Minimally Equipped	Minimal Activity
Iowa	Minimal Authority	Minimally Equipped	Minimal Activity	No Authority	Not Applicable	Not Applicable	No Authority	Not Applicable	Not Applicable	No Authority	Not Applicable	Not Applicable
Kansas	Strong Authority	Minimally Equipped	Minimal Activity	Moderate Authority	Minimally Equipped	Minimal Activity	Moderate Authority	Minimally Equipped	Minimal Activity	Minimal Authority	Not Equipped	Not Active
Kentucky	Strong Authority	Moderately Equipped	Moderate Activity	Moderate Authority	Moderately Equipped	Moderate Activity	Moderate Authority	Moderately Equipped	Minimal Activity	Moderate Authority	Moderately Equipped	Minimal Activity
Louisiana	Strong Authority	Moderately Equipped	Minimal Activity	Strong Authority	Moderately Equipped	Minimal Activity	Strong Authority	Moderately Equipped	Minimal Activity	Strong Authority	Moderately Equipped	Minimal Activity
Maine	Strong Authority	Minimally Equipped	Minimal Activity	Strong Authority	Minimally Equipped	Not Active	Not Applicable	Not Applicable	Not Applicable	Not Applicable	Not Applicable	Not Applicable
Maryland	Moderate Authority	Minimally Equipped	Moderate Activity	Moderate Authority	Not Equipped	Not Active	Moderate Authority	Minimally Equipped	Moderate Activity	Moderate Authority	Minimally Equipped	Minimal Activity
Massachusetts	Strong Authority	Moderately Equipped	Minimal Activity	No Authority	Moderately Equipped	Minimal Activity	No Authority	Not Applicable	Not Applicable	No Authority	Not Applicable	Not Applicable
Michigan	Strong Authority	Moderately Equipped	Moderate Activity	Strong Authority	Moderately Equipped	Moderate Activity	Strong Authority	Moderately Equipped	Moderate Activity	Strong Authority	Minimally Equipped	Minimal Activity
Minnesota	Strong Authority	Moderately Equipped	Very Active	Strong Authority	Moderately Equipped	Very Active	Strong Authority	Moderately Equipped	Very Active	Strong Authority	Moderately Equipped	Very Active
Mississippi	Strong Authority	Fully Equipped	Very Active	Strong Authority	Fully Equipped	Very Active	Strong Authority	Fully Equipped	Very Active	No Authority	Not Applicable	Not Applicable
Missouri	Strong Authority	Minimally Equipped	Minimal Activity	Minimal Authority	Minimally Equipped	Minimal Activity	Minimal Authority	Minimally Equipped	Not Active	Minimal Authority	Minimally Equipped	Not Active
Montana	Strong Authority	Moderately Equipped	Moderate Activity	Moderate Authority	Moderately Equipped	Moderate Activity	Moderate Authority	Moderately Equipped	Minimal Activity	Strong Authority	Minimally Equipped	Not Active
Nebraska	Strong Authority	Moderately Equipped	Moderate Activity	Moderate Authority	Minimally Equipped	Minimal Activity	Strong Authority	Minimally Equipped	Minimal Activity	Strong Authority	Minimally Equipped	Moderate Activity
Nevada	Strong Authority	Not Equipped	Minimal Activity	Strong Authority	Minimally Equipped	Minimal Activity	Strong Authority	Minimally Equipped	Minimal Activity	Not Applicable	Not Applicable	Not Applicable
New Hampshire	Moderate Authority	Minimally Equipped	Not Active	No Authority	Not Applicable	Not Applicable						
New Jersey	Strong Authority	Minimally Equipped	Minimal Activity	Strong Authority	Minimally Equipped	Not Active	Strong Authority	Minimally Equipped	Not Active	Strong Authority	Minimally Equipped	Not Active
New Mexico	Strong Authority	Minimally Equipped	Very Active	Minimal Authority	Minimally Equipped	Minimal Activity						
New York	Strong Authority	Fully Equipped	Very Active	Strong Authority	Minimally Equipped	Minimal Activity	Strong Authority	Fully Equipped	Very Active	Strong Authority	Minimally Equipped	Minimal Activity
North Carolina	Strong Authority	Moderately Equipped	Very Active	Moderate Authority	Moderately Equipped	Minimal Activity	Strong Authority	Minimally Equipped	Not Active	Strong Authority	Moderately Equipped	Minimal Activity
North Dakota	Strong Authority	Fully Equipped	Very Active	No Authority	Not Applicable	Not Applicable	Strong Authority	Not Equipped	Minimal Activity	Strong Authority	Fully Equipped	Moderate Activity
Ohio	Strong Authority	Moderately Equipped	Moderate Activity	Strong Authority	Moderately Equipped	Moderate Activity	Strong Authority	Minimally Equipped	Not Active	Strong Authority	Minimally Equipped	Not Active
Oklahoma	Strong Authority	Not Equipped	Minimal Activity	Strong Authority	Not Equipped	Not Active	Strong Authority	Minimally Equipped	Not Active	No Authority	Not Applicable	Not Applicable
Oregon	Strong Authority	Moderately Equipped	Moderate Activity	No Authority	Not Applicable	Not Applicable	No Authority	Not Applicable	Not Applicable	Strong Authority	Moderately Equipped	Moderate Activity
Pennsylvania	Strong Authority	Moderately Equipped	Moderate Activity	Moderate Authority	Minimally Equipped	Minimal Activity	Minimal Authority	Not Equipped	Not Active	Moderate Authority	Not Equipped	Not Active
Rhode Island	Strong Authority	Moderately Equipped	Minimal Activity	No Authority	Not Applicable	Not Applicable	No Authority	Not Applicable	Not Applicable	Minimal Authority	Minimally Equipped	Minimal Activity
South Carolina	Strong Authority	Moderately Equipped	Moderate Activity	Strong Authority	Moderately Equipped	Minimal Activity	Strong Authority	Moderately Equipped	Minimal Activity	Strong Authority	Moderately Equipped	Moderate Activity
South Dakota	Strong Authority	Minimally Equipped	Very Active	Strong Authority	Minimally Equipped	Not Active	Strong Authority	Minimally Equipped	Not Active	Strong Authority	Minimally Equipped	Minimal Activity
Tennessee												
Texas	Strong Authority	Fully Equipped	Very Active	Minimal Authority	Fully Equipped	Minimal Activity	Strong Authority	Fully Equipped	Minimal Activity	No Authority	Not Applicable	Not Applicable
Utah	Strong Authority	Minimally Equipped	Moderate Activity	Minimal Authority	Minimally Equipped	Minimal Activity	Strong Authority	Minimally Equipped	Minimal Activity	Strong Authority	Minimally Equipped	Minimal Activity
Vermont	Strong Authority	Moderately Equipped	Very Active	Strong Authority	Moderately Equipped	Very Active	Strong Authority	Moderately Equipped	Very Active	Strong Authority	Fully Equipped	Minimal Activity
Virginia	Strong Authority	Moderately Equipped	Very Active	Strong Authority	Moderately Equipped	Very Active	Strong Authority	Moderately Equipped	Very Active	No Authority	Not Equipped	Not Active
Washington	Strong Authority	Moderately Equipped	Moderate Activity	Strong Authority	Moderately Equipped	Minimal Activity	Strong Authority	Minimally Equipped	Minimal Activity	Strong Authority	Fully Equipped	Very Active
West Virginia	Strong Authority	Moderately Equipped	Very Active	Moderate Authority	Moderately Equipped	Moderate Activity	Minimal Authority	Moderately Equipped	Very Active	Strong Authority	Minimally Equipped	Not Active
Wisconsin	Strong Authority	Minimally Equipped	Moderate Activity	Minimal Authority	Not Equipped	Not Active	No Authority	Not Applicable	Not Applicable	Strong Authority	Moderately Equipped	Minimal Activity
Wyoming	Strong Authority	Minimally Equipped	Minimal Activity	Strong Authority	Minimally Equipped	Minimal Activity	Strong Authority	Minimally Equipped	Not Active	Strong Authority	Moderately Equipped	Moderate Activity

State	Executive			Legislative			Judicial			Local Government		
	Authority	Resources	Activity	Authority	Resources	Activity	Authority	Resources	Activity	Authority	Resources	Activity
District/Territory												
American Samoa	Strong Authority	Minimally Equipped	Minimal Activity	Strong Authority	Minimally Equipped	Minimal Activity	Moderate Authority	Not Equipped	Not Active	Strong Authority	Minimally Equipped	Not Active
District of Columbia	Strong Authority	Minimally Equipped	Not Active	Strong Authority	Not Equipped	Not Active	Strong Authority	Not Equipped	Not Active	Not Applicable	Not Applicable	Not Applicable
Guam												
Northern Marianas												
Puerto Rico							Not Applicable	Not Equipped	Not Active	Not Applicable	Not Equipped	Not Active
U.S. Virgin Islands	Strong Authority	Not Equipped	Not Active	No Authority	Not Equipped	Not Active	No Authority	Not Equipped	Not Active	Not Applicable	Not Applicable	Not Applicable
Records Management Only Programs												
Maryland	Minimal Authority	Minimally Equipped	Minimal Activity	Minimal Authority	Minimally Equipped	Minimal Activity	Moderate Authority	Minimally Equipped	Minimal Activity	Not Applicable	Not Applicable	Not Applicable
Michigan	Moderate Authority	Moderately Equipped	Very Active	No Authority	Moderately Equipped	Moderate Activity	No Authority	Moderately Equipped	Not Active	No Authority	Not Equipped	Not Active
Montana	Strong Authority	Moderately Equipped	Moderate Activity	Moderate Authority	Minimally Equipped	Minimal Activity	Moderate Authority	Moderately Equipped	Moderate Activity	Moderate Authority	Moderately Equipped	Moderate Activity
Nebraska	No Authority	Not Equipped	Not Active	No Authority	Not Equipped	Not Active	No Authority	Not Equipped	Not Active	No Authority	Not Equipped	Not Active
Tennessee	Not Applicable	Not Applicable	Not Applicable	Not Applicable	Not Applicable	Not Applicable	Not Applicable	Not Applicable	Not Applicable	Not Applicable	Not Applicable	Not Applicable
Wisconsin	Not Applicable	Not Applicable	Not Applicable	Strong Authority	Not Equipped	Not Active	Strong Authority	Not Equipped	Not Applicable	Strong Authority	Not Equipped	Not Active

TABLE 22. Program accessions other formats (such as audio-visual materials) into the state archives and/or regional repositories: Comparison by jurisdiction

State	Executive			Legislative			Judicial			Local Government		
	Authority	Resources	Activity	Authority	Resources	Activity	Authority	Resources	Activity	Authority	Resources	Activity
Alabama	Strong Authority	Minimally Equipped	Minimal Activity	Moderate Authority	Minimally Equipped	Minimal Activity	Moderate Authority	Minimally Equipped	Not Active	Minimal Authority	Not Equipped	Not Active
Alaska	Strong Authority	Fully Equipped	Very Active	Minimal Authority	Moderately Equipped	Not Active	Minimal Authority	Moderately Equipped	Minimal Activity	Minimal Authority	Minimally Equipped	Not Active
Arizona	Strong Authority	Minimally Equipped	Minimal Activity	Moderate Authority	Minimally Equipped	Minimal Activity	Moderate Authority	Minimally Equipped	Minimal Activity	Strong Authority	Minimally Equipped	Minimal Activity
Arkansas	No Authority	Not Applicable	Not Applicable	No Authority	Not Applicable	Not Applicable	No Authority	Not Applicable	Not Applicable	No Authority	Not Applicable	Not Applicable
California												
Colorado	Strong Authority	Fully Equipped	Minimal Activity	Strong Authority	Moderately Equipped	Moderate Activity	Moderate Authority	Moderately Equipped	Not Active	Moderate Authority	Moderately Equipped	Not Active
Connecticut	Strong Authority	Minimally Equipped	Minimal Activity	No Authority	Minimally Equipped	Minimal Activity	No Authority	Not Applicable	Not Applicable	Strong Authority	Minimally Equipped	Minimal Activity
Delaware	Minimal Authority	Minimally Equipped	Minimal Activity									
Florida	Strong Authority	Moderately Equipped	Very Active	Strong Authority	Moderately Equipped	Very Active	Strong Authority	Moderately Equipped	Minimal Activity	Strong Authority	Minimally Equipped	Minimal Activity
Georgia	Strong Authority	Minimally Equipped	Minimal Activity	Strong Authority	Minimally Equipped	Minimal Activity	Strong Authority	Minimally Equipped	Minimal Activity	Moderate Authority	Minimally Equipped	Minimal Activity
Hawaii												
Idaho	Strong Authority	Moderately Equipped	Minimal Activity	Strong Authority	Minimally Equipped	Minimal Activity	Strong Authority	Moderately Equipped	Minimal Activity	Strong Authority	Minimally Equipped	Minimal Activity
Illinois	Strong Authority	Moderately Equipped	Minimal Activity	Minimal Authority	Fully Equipped	Minimal Activity						
Indiana	Strong Authority	Minimally Equipped	Moderate Activity	Minimal Authority	Minimally Equipped	Moderate Activity	Minimal Authority	Minimally Equipped	Very Active	Strong Authority	Minimally Equipped	Moderate Activity
Iowa	Minimal Authority	Minimally Equipped	Minimal Activity	No Authority	Not Applicable	Not Applicable	No Authority	Not Applicable	Not Applicable	No Authority	Not Applicable	Not Applicable
Kansas	Strong Authority	Minimally Equipped	Minimal Activity	Moderate Authority	Minimally Equipped	Minimal Activity	Moderate Authority	Minimally Equipped	Minimal Activity	Minimal Authority	Not Equipped	Not Active
Kentucky	Strong Authority	Moderately Equipped	Minimal Activity	Moderate Authority	Moderately Equipped	Minimal Activity	Moderate Authority	Moderately Equipped	Not Active	Moderate Authority	Moderately Equipped	Not Active
Louisiana	Strong Authority	Moderately Equipped	Moderate Activity	Strong Authority	Moderately Equipped	Minimal Activity	Strong Authority	Moderately Equipped	Minimal Activity	Strong Authority	Moderately Equipped	Minimal Activity
Maine	Strong Authority	Moderately Equipped	Minimal Activity	Strong Authority	Minimally Equipped	Not Active	Not Applicable	Not Applicable	Not Applicable	Minimal Authority	Moderately Equipped	Not Active
Maryland	Moderate Authority	Minimally Equipped	Minimal Activity	Moderate Authority	Not Equipped	Not Active	Moderate Authority	Minimally Equipped	Minimal Activity	Moderate Authority	Minimally Equipped	Minimal Activity
Massachusetts	Strong Authority	Moderately Equipped	Very Active	No Authority	Moderately Equipped	Very Active	No Authority	Not Applicable	Not Applicable	No Authority	Not Applicable	Not Applicable
Michigan	Strong Authority	Moderately Equipped	Moderate Activity	Strong Authority	Moderately Equipped	Minimal Activity	Strong Authority	Minimally Equipped	Minimal Activity	Strong Authority	Not Equipped	Not Active
Minnesota	Strong Authority	Moderately Equipped	Very Active	Strong Authority	Moderately Equipped	Very Active	Strong Authority	Moderately Equipped	Very Active	Strong Authority	Moderately Equipped	Very Active
Mississippi	Strong Authority	Fully Equipped	Very Active	Strong Authority	Fully Equipped	Very Active	Strong Authority	Fully Equipped	Very Active	No Authority	Not Applicable	Not Applicable
Missouri	Strong Authority	Minimally Equipped	Minimal Activity	Minimal Authority	Minimally Equipped	Minimal Activity	Minimal Authority	Minimally Equipped	Not Active	Minimal Authority	Minimally Equipped	Not Active
Montana	Strong Authority	Moderately Equipped	Moderate Activity	Moderate Authority	Moderately Equipped	Very Active	Moderate Authority	Moderately Equipped	Minimal Activity	Strong Authority	Minimally Equipped	Not Active
Nebraska	Moderate Authority	Moderately Equipped	Moderate Activity	Strong Authority	Minimally Equipped	Minimal Activity	Minimal Authority	Minimally Equipped	Minimal Activity	Strong Authority	Moderately Equipped	Minimal Activity
Nevada	Strong Authority	Minimally Equipped	Minimal Activity	Strong Authority	Minimally Equipped	Minimal Activity	Strong Authority	Moderately Equipped	Minimal Activity	Not Applicable	Not Applicable	Not Applicable
New Hampshire	Moderate Authority	Minimally Equipped	Minimal Activity	Minimal Authority	Minimally Equipped	Minimal Activity						
New Jersey	Minimal Authority	Minimally Equipped	Minimal Activity	Minimal Authority	Minimally Equipped	Minimal Activity	Moderate Authority	Minimally Equipped	Not Active	Moderate Authority	Minimally Equipped	Not Active
New Mexico	Strong Authority	Minimally Equipped	Moderate Activity	Minimal Authority	Minimally Equipped	Minimal Activity						
New York	Strong Authority	Fully Equipped	Very Active	Strong Authority	Minimally Equipped	Minimal Activity	Strong Authority	Fully Equipped	Minimal Activity	Strong Authority	Minimally Equipped	Minimal Activity
North Carolina	Strong Authority	Moderately Equipped	Very Active	Moderate Authority	Moderately Equipped	Moderate Activity	Strong Authority	Moderately Equipped	Minimal Activity	Strong Authority	Moderately Equipped	Minimal Activity
North Dakota	Strong Authority	Fully Equipped	Very Active	No Authority	Fully Equipped	Very Active	No Authority	Not Applicable	Not Applicable	No Authority	Not Applicable	Not Applicable
Ohio	Strong Authority	Minimally Equipped	Minimal Activity	Strong Authority	Minimally Equipped	Minimal Activity	Strong Authority	Minimally Equipped	Not Active	Strong Authority	Minimally Equipped	Minimal Activity
Oklahoma	Strong Authority	Minimally Equipped	Not Active	Strong Authority	Not Equipped	Not Active	Strong Authority	Minimally Equipped	Not Active	No Authority	Not Applicable	Not Applicable
Oregon	Strong Authority	Fully Equipped	Very Active	No Authority	Not Applicable	Not Applicable	No Authority	Not Applicable	Not Applicable	Strong Authority	Moderately Equipped	Moderate Activity
Pennsylvania	Strong Authority	Fully Equipped	Very Active	Moderate Authority	Minimally Equipped	Minimal Activity	Minimal Authority	Minimally Equipped	Not Active	Moderate Authority	Minimally Equipped	Not Active
Rhode Island	Strong Authority	Moderately Equipped	Minimal Activity	No Authority	Not Applicable	Not Applicable	No Authority	Not Applicable	Not Applicable	Minimal Authority	Minimally Equipped	Minimal Activity
South Carolina	Strong Authority	Moderately Equipped	Moderate Activity	Strong Authority	Moderately Equipped	Minimal Activity	Strong Authority	Moderately Equipped	Minimal Activity	Strong Authority	Moderately Equipped	Minimal Activity
South Dakota	Strong Authority	Fully Equipped	Moderate Activity	Strong Authority	Fully Equipped	Not Active	Strong Authority	Fully Equipped	Minimal Activity	Strong Authority	Fully Equipped	Not Active
Tennessee												
Texas	Strong Authority	Fully Equipped	Very Active	Minimal Authority	Moderately Equipped	Minimal Activity	Strong Authority	Fully Equipped	Minimal Activity	Strong Authority	Minimally Equipped	Minimal Activity
Utah	Strong Authority	Moderately Equipped	Moderate Activity	Minimal Authority	Minimally Equipped	Minimal Activity	Strong Authority	Minimally Equipped	Minimal Activity	Strong Authority	Minimally Equipped	Minimal Activity
Vermont	Strong Authority	Moderately Equipped	Very Active	Strong Authority	Moderately Equipped	Very Active	Strong Authority	Moderately Equipped	Very Active	Strong Authority	Fully Equipped	Not Active
Virginia	Strong Authority	Moderately Equipped	Minimal Activity	Strong Authority	Moderately Equipped	Minimal Activity	Strong Authority	Minimally Equipped	Minimal Activity	No Authority	Not Equipped	Not Active
Washington	Strong Authority	Fully Equipped	Very Active	Moderate Authority	Moderately Equipped	Very Active	Minimal Authority	Moderately Equipped	Moderate Activity	Strong Authority	Fully Equipped	Very Active
West Virginia	Strong Authority	Moderately Equipped	Minimal Activity	Minimal Authority	Not Equipped	Minimal Activity	Minimal Authority	Not Equipped	Minimal Activity	Strong Authority	Moderately Equipped	Not Active
Wisconsin	Strong Authority	Moderately Equipped	Moderate Activity	Strong Authority	Minimally Equipped	Minimal Activity	Strong Authority	Minimally Equipped	Minimal Activity	Strong Authority	Moderately Equipped	Moderate Activity
Wyoming	Strong Authority	Minimally Equipped	Moderate Activity	Moderate Authority	Minimally Equipped	Minimal Activity	Moderate Authority	Minimally Equipped	Minimal Activity	Strong Authority	Minimally Equipped	Minimal Activity

State	Executive			Legislative			Judicial			Local Government		
	Authority	Resources	Activity	Authority	Resources	Activity	Authority	Resources	Activity	Authority	Resources	Activity
District/Territory												
American Samoa	Strong Authority	Minimally Equipped	Moderate Activity	Strong Authority	Minimally Equipped	Moderate Activity	Moderate Authority	Not Equipped	Not Active	Strong Authority	Not Equipped	Minimal Activity
District of Columbia	Strong Authority	Minimally Equipped	Minimal Activity	Strong Authority	Not Equipped	Not Active	Strong Authority	Not Equipped	Not Active	Not Applicable	Not Applicable	Not Applicable
Guam												
Northern Marianas												
Puerto Rico							Strong Authority	Minimally Equipped	Minimal Activity	Moderate Authority	Minimally Equipped	Minimal Activity
U.S. Virgin Islands	Strong Authority	Not Equipped	Not Active	No Authority	Not Equipped	Not Active	No Authority	Not Equipped	Not Active	Not Applicable	Not Applicable	Not Applicable
Records Management Only Programs												
Maryland	Minimal Authority	Minimally Equipped	Minimal Activity	Not Applicable	Not Applicable	Not Applicable	Not Applicable	Not Applicable	Not Applicable	Not Applicable	Not Applicable	Not Applicable
Michigan	Not Applicable	Not Applicable	Not Applicable	No Authority	Not Applicable	Not Applicable	No Authority	Not Applicable	Not Applicable	No Authority	Not Applicable	Not Applicable
Montana	Strong Authority	Minimally Equipped	Minimal Activity	Moderate Authority	Minimally Equipped	Minimal Activity	Moderate Authority	Moderately Equipped	Moderate Activity	Moderate Authority	Moderately Equipped	Moderate Activity
Nebraska	Minimal Authority	Minimally Equipped	Minimal Activity	Minimal Authority	Minimally Equipped	Minimal Activity	Minimal Authority	Minimally Equipped	Minimal Activity	No Authority	Not Equipped	Not Active
Tennessee	Strong Authority	Fully Equipped	Not Active	Strong Authority	Fully Equipped	Not Active	Not Applicable	Not Applicable	Not Applicable	Not Applicable	Not Applicable	Not Applicable
Wisconsin	Strong Authority	Moderately Equipped	Moderate Activity	Strong Authority	Moderately Equipped	Minimal Activity	Strong Authority	Moderately Equipped	Minimal Activity	Strong Authority	Moderately Equipped	Minimal Activity

TABLE 23. Program provides security storage for microfilm and/or electronic media: Comparison by jurisdiction

State	Executive			Legislative			Judicial			Local Government		
	Authority	Resources	Activity	Authority	Resources	Activity	Authority	Resources	Activity	Authority	Resources	Activity
Alabama	No Authority	Not Applicable	Not Applicable	No Authority	Not Applicable	Not Applicable	Minimal Authority	Not Equipped	Not Active	Minimal Authority	Not Equipped	Not Active
Alaska	Strong Authority	Moderately Equipped	Moderate Activity	Minimal Authority	Fully Equipped	Minimal Activity	Minimal Authority	Fully Equipped	Very Active	Minimal Authority	Fully Equipped	Very Active
Arizona	Strong Authority	Moderately Equipped	Minimal Activity	Strong Authority	Moderately Equipped	Minimal Activity	Strong Authority	Moderately Equipped	Minimal Activity	Strong Authority	Moderately Equipped	Minimal Activity
Arkansas	No Authority	Not Applicable	Not Applicable	Minimal Authority	Minimally Equipped	Minimal Activity	Minimal Authority	Minimally Equipped	Minimal Activity	Minimal Authority	Minimally Equipped	Minimal Activity
California												
Colorado	Strong Authority	Moderately Equipped	Moderate Activity	Strong Authority	Moderately Equipped	Minimal Activity	Strong Authority	Moderately Equipped	Minimal Activity	Strong Authority	Moderately Equipped	Minimal Activity
Connecticut	Strong Authority	Minimally Equipped	Minimal Activity	No Authority	Not Applicable	Not Applicable	No Authority	Not Applicable	Not Applicable	Strong Authority	Minimally Equipped	Minimal Activity
Delaware	Strong Authority	Moderately Equipped	Very Active									
Florida	Strong Authority	Moderately Equipped	Moderate Activity	Strong Authority	Minimally Equipped	Moderate Activity	Strong Authority	Moderately Equipped	Moderate Activity	Strong Authority	Moderately Equipped	Very Active
Georgia	Strong Authority	Minimally Equipped	Moderate Activity	Strong Authority	Minimally Equipped	Not Active	Strong Authority	Minimally Equipped	Very Active	Strong Authority	Moderately Equipped	Very Active
Hawaii												
Idaho	Strong Authority	Not Equipped	Not Active	Moderate Authority	Moderately Equipped	Moderate Activity	Moderate Authority	Not Equipped	Not Active	Moderate Authority	Moderately Equipped	Moderate Activity
Illinois	Strong Authority	Fully Equipped	Very Active	Minimal Authority	Moderately Equipped	Not Active						
Indiana	Strong Authority	Minimally Equipped	Moderate Activity	Minimal Authority	Minimally Equipped	Moderate Activity	Minimal Authority	Minimally Equipped	Moderate Activity	Strong Authority	Minimally Equipped	Moderate Activity
Iowa	No Authority	Not Applicable	Not Applicable	No Authority	Not Applicable	Not Applicable	No Authority	Not Applicable	Not Applicable	No Authority	Not Applicable	Not Applicable
Kansas	Minimal Authority	Not Equipped	Not Active	Minimal Authority	Not Equipped	Not Active	Minimal Authority	Not Equipped	Not Active	Minimal Authority	Not Equipped	Not Active
Kentucky	Strong Authority	Fully Equipped	Very Active	Moderate Authority	Fully Equipped	Moderate Activity	Moderate Authority	Fully Equipped	Not Active	Strong Authority	Fully Equipped	Very Active
Louisiana	Strong Authority	Moderately Equipped	Moderate Activity	Strong Authority	Moderately Equipped	Moderate Activity	Strong Authority	Moderately Equipped	Moderate Activity	Strong Authority	Moderately Equipped	Minimal Activity
Maine	Strong Authority	Moderately Equipped	Moderate Activity	Moderate Authority	Minimally Equipped	Minimal Activity	No Authority	Moderately Equipped	Not Active	Strong Authority	Moderately Equipped	Not Active
Maryland	Moderate Authority	Not Equipped	Not Applicable	Moderate Authority	Not Equipped	Not Applicable	Moderate Authority	Not Equipped	Not Applicable	Moderate Authority	Not Equipped	Not Applicable
Massachusetts	Strong Authority	Fully Equipped	Very Active	No Authority	Fully Equipped	Very Active	No Authority	Not Applicable	Not Applicable	No Authority	Not Applicable	Not Applicable
Michigan	Strong Authority	Moderately Equipped	Minimal Activity	Strong Authority	Moderately Equipped	Not Active	Strong Authority	Minimally Equipped	Not Active	Strong Authority	Minimally Equipped	Minimal Activity
Minnesota	No Authority	Not Applicable	Not Applicable	No Authority	Not Applicable	Not Applicable	No Authority	Not Applicable	Not Applicable	No Authority	Not Applicable	Not Applicable
Mississippi	Strong Authority	Fully Equipped	Very Active	Strong Authority	Fully Equipped	Very Active	Strong Authority	Fully Equipped	Very Active	Strong Authority	Fully Equipped	Very Active
Missouri	Strong Authority	Moderately Equipped	Very Active	Minimal Authority	Fully Equipped	Moderate Activity	Minimal Authority	Fully Equipped	Moderate Activity	Strong Authority	Moderately Equipped	Very Active
Montana	Not Applicable	Not Applicable	Not Applicable	No Authority	Not Applicable	Not Applicable	No Authority	Not Applicable	Not Applicable	No Authority	Not Applicable	Not Applicable
Nebraska	Strong Authority	Moderately Equipped	Moderate Activity	Strong Authority	Moderately Equipped	Moderate Activity	Strong Authority	Moderately Equipped	Moderate Activity	Strong Authority	Moderately Equipped	Very Active
Nevada	No Authority	Not Applicable	Not Applicable	No Authority	Not Equipped	Not Active	Not Applicable	Not Applicable	Not Applicable	Not Applicable	Not Applicable	Not Applicable
New Hampshire	Strong Authority	Moderately Equipped	Very Active	Strong Authority	Moderately Equipped	Moderate Activity						
New Jersey	No Authority	Not Applicable	Not Applicable	No Authority	Not Applicable	Not Applicable	No Authority	Not Applicable	Not Applicable	No Authority	Not Applicable	Not Applicable
New Mexico	Strong Authority	Minimally Equipped	Very Active	Moderate Authority	Minimally Equipped	Minimal Activity						
New York	Strong Authority	Fully Equipped	Very Active	Strong Authority	Not Equipped	Not Active	No Authority	Not Applicable	Not Applicable	Strong Authority	Minimally Equipped	Very Active
North Carolina	Strong Authority	Moderately Equipped	Very Active	Moderate Authority	Moderately Equipped	Moderate Activity	Strong Authority	Moderately Equipped	Moderate Activity	Strong Authority	Moderately Equipped	Moderate Activity
North Dakota	Strong Authority	Fully Equipped	Very Active	No Authority	Not Applicable	Not Applicable	Strong Authority	Fully Equipped	Not Active	Strong Authority	Fully Equipped	Very Active
Ohio	Moderate Authority	Minimally Equipped	Not Active	Moderate Authority	Minimally Equipped	Not Active	Moderate Authority	Minimally Equipped	Minimal Activity	Moderate Authority	Minimally Equipped	Minimal Activity
Oklahoma	Strong Authority	Minimally Equipped	Minimal Activity	Strong Authority	Moderately Equipped	Not Active	Strong Authority	Minimally Equipped	Not Active	Strong Authority	Minimally Equipped	Minimal Activity
Oregon	Strong Authority	Fully Equipped	Very Active	No Authority	Not Applicable	Not Applicable	Strong Authority	Fully Equipped	Very Active	Strong Authority	Fully Equipped	Very Active
Pennsylvania	Strong Authority	Fully Equipped	Very Active	Strong Authority	Fully Equipped	Not Active	Minimal Authority	Not Equipped	Not Active	Strong Authority	Fully Equipped	Very Active
Rhode Island	Strong Authority	Moderately Equipped	Very Active	No Authority	Not Applicable	Not Applicable	No Authority	Not Applicable	Not Applicable	Not Applicable	Not Applicable	Not Applicable
South Carolina	Strong Authority	Moderately Equipped	Minimal Activity	Strong Authority	Moderately Equipped	Minimal Activity	Strong Authority	Moderately Equipped	Minimal Activity	Strong Authority	Moderately Equipped	Moderate Activity
South Dakota	Strong Authority	Minimally Equipped	Very Active	Strong Authority	Minimally Equipped	Not Active	Strong Authority	Minimally Equipped	Minimal Activity	Strong Authority	Minimally Equipped	Minimal Activity
Tennessee												
Texas	No Authority	Not Applicable	Not Applicable	Not Applicable	Not Applicable	Not Applicable	No Authority	Not Applicable	Not Applicable	No Authority	Not Applicable	Not Applicable
Utah	Strong Authority	Fully Equipped	Very Active	Minimal Authority	Minimally Equipped	Minimal Activity	Strong Authority	Moderately Equipped	Moderate Activity	Strong Authority	Fully Equipped	Very Active
Vermont	Strong Authority	Moderately Equipped	Very Active	Strong Authority	Moderately Equipped	Very Active	Strong Authority	Moderately Equipped	Very Active	Strong Authority	Fully Equipped	Minimal Activity
Virginia	Strong Authority	Moderately Equipped	Moderate Activity	Strong Authority	Moderately Equipped	Very Active	Strong Authority	Minimally Equipped	Minimal Activity	Strong Authority	Moderately Equipped	Minimal Activity
Washington	Strong Authority	Moderately Equipped	Very Active	Strong Authority	Moderately Equipped	Minimal Activity	Minimal Authority	Fully Equipped	Moderate Activity	Strong Authority	Fully Equipped	Very Active
West Virginia	Moderate Authority	Moderately Equipped	Minimal Activity	Moderate Authority	Moderately Equipped	Not Active	No Authority	Not Applicable	Not Applicable	Moderate Authority	Moderately Equipped	Moderate Activity
Wisconsin	Strong Authority	Minimally Equipped	Minimal Activity	No Authority	Not Applicable	Not Applicable	Minimal Authority	Minimally Equipped	Not Active	Moderate Authority	Moderately Equipped	Moderate Activity
Wyoming	Strong Authority	Moderately Equipped	Very Active	Moderate Authority	Minimally Equipped	Not Active	Moderate Authority	Moderately Equipped	Minimal Activity	Strong Authority	Moderately Equipped	Very Active

State	Executive			Legislative			Judicial			Local Government		
	Authority	Resources	Activity	Authority	Resources	Activity	Authority	Resources	Activity	Authority	Resources	Activity
District/Territory												
American Samoa	Strong Authority	Moderately Equipped	Very Active	Strong Authority	Moderately Equipped	Very Active	Moderate Authority	Moderately Equipped	Moderate Activity	Strong Authority	Minimally Equipped	Very Active
District of Columbia	No Authority	Not Applicable	Not Applicable	Strong Authority	Not Equipped	Not Active	Strong Authority	Not Equipped	Not Active	Not Applicable	Not Applicable	Not Applicable
Guam												
Northern Marianas												
Puerto Rico							Not Applicable	Not Equipped	Not Active	Not Applicable	Not Equipped	Not Active
U.S. Virgin Islands				Strong Authority	Minimally Equipped	Not Active	Strong Authority	Not Equipped	Not Active	Not Applicable	Not Applicable	Not Applicable
Records Management Only Programs												
Maryland	Moderate Authority	Moderately Equipped	Not Active	Moderate Authority	Moderately Equipped	Not Active	Minimal Authority	Minimally Equipped	Not Active	Not Applicable	Not Applicable	Not Applicable
Michigan	Moderate Authority	Fully Equipped	Minimal Activity	No Authority	Fully Equipped	Not Active	No Authority	Fully Equipped	Not Active	No Authority	Minimally Equipped	Not Active
Montana	Strong Authority	Minimally Equipped	Moderate Activity	Moderate Authority	Minimally Equipped	Minimal Activity	Moderate Authority	Moderately Equipped	Moderate Activity	Moderate Authority	Moderately Equipped	Moderate Activity
Nebraska	Minimal Authority	Minimally Equipped	Minimal Activity	Minimal Authority	Minimally Equipped	Minimal Activity	Minimal Authority	Minimally Equipped	Minimal Activity	No Authority	Not Equipped	Not Active
Tennessee	Strong Authority	Fully Equipped	Minimal Activity	Strong Authority	Fully Equipped	Minimal Activity	Not Applicable	Not Applicable	Not Applicable	Not Applicable	Not Applicable	Not Applicable
Wisconsin	Strong Authority	Fully Equipped	Very Active	Strong Authority	Moderately Equipped	Minimal Activity	Strong Authority	Moderately Equipped	Minimal Activity	Strong Authority	Moderately Equipped	Minimal Activity

TABLE 24. Program provides conservation services: Comparison by jurisdiction

State	Executive			Legislative			Judicial			Local Government		
	Authority	Resources	Activity	Authority	Resources	Activity	Authority	Resources	Activity	Authority	Resources	Activity
Alabama	No Authority	Minimally Equipped	Not Applicable	No Authority	Not Applicable	Not Applicable	Minimal Authority	Minimally Equipped	Not Active	Minimal Authority	Minimally Equipped	Not Active
Alaska	Strong Authority	Moderately Equipped	Not Active	Minimal Authority	Moderately Equipped	Not Active	Minimal Authority	Moderately Equipped	Not Active	Minimal Authority	Moderately Equipped	Not Active
Arizona	Moderate Authority	Minimally Equipped	Moderate Activity	Minimal Authority	Minimally Equipped	Minimal Activity	Minimal Authority	Minimally Equipped	Minimal Activity	Moderate Authority	Minimally Equipped	Moderate Activity
Arkansas	No Authority	Not Applicable	Not Applicable	Minimal Authority	Minimally Equipped	Minimal Activity	No Authority	Not Applicable	Not Applicable	Minimal Authority	Minimally Equipped	Not Active
California												
Colorado	Not Applicable	Not Applicable	Not Applicable	No Authority	Not Applicable	Not Applicable	Not Applicable	Not Applicable	Not Applicable	Not Applicable	Not Applicable	Not Applicable
Connecticut	Minimal Authority	Not Equipped	Not Active	No Authority	Not Applicable	Not Applicable	No Authority	Not Applicable	Not Applicable	Minimal Authority	Not Equipped	Not Active
Delaware	Moderate Authority	Minimally Equipped	Minimal Activity									
Florida	Strong Authority	Not Equipped	Not Active	Strong Authority	Not Equipped	Not Active	Strong Authority	Not Equipped	Not Active	Strong Authority	Not Equipped	Not Active
Georgia	Strong Authority	Moderately Equipped	Moderate Activity	Strong Authority	Moderately Equipped	Minimal Activity	Strong Authority	Minimally Equipped	Minimal Activity	Strong Authority	Minimally Equipped	Moderate Activity
Hawaii												
Idaho	No Authority	Not Equipped	Not Active	Not Applicable	Not Applicable	Not Applicable	No Authority	Not Equipped	Not Active	Not Applicable	Not Applicable	Not Applicable
Illinois	Strong Authority	Fully Equipped	Very Active	Strong Authority	Fully Equipped	Minimal Activity						
Indiana	Strong Authority	Moderately Equipped	Very Active	Minimal Authority	Moderately Equipped	Very Active	Minimal Authority	Moderately Equipped	Very Active	Strong Authority	Moderately Equipped	Moderate Activity
Iowa	No Authority	Not Applicable	Not Applicable	No Authority	Not Applicable	Not Applicable	No Authority	Not Applicable	Not Applicable	No Authority	Not Applicable	Not Applicable
Kansas	Minimal Authority	Not Equipped	Not Active	Minimal Authority	Not Equipped	Not Active	Minimal Authority	Not Equipped	Not Active	Minimal Authority	Not Equipped	Not Active
Kentucky	Strong Authority	Minimally Equipped	Minimal Activity	Minimal Authority	Minimally Equipped	Not Active	Minimal Authority	Moderately Equipped	Not Active	Strong Authority	Minimally Equipped	Not Active
Louisiana	Strong Authority	Minimally Equipped	Minimal Activity	Strong Authority	Minimally Equipped	Minimal Activity	Strong Authority	Minimally Equipped	Minimal Activity	Strong Authority	Minimally Equipped	Minimal Activity
Maine	Not Applicable	Not Equipped	Not Active	Not Applicable	Not Equipped	Not Active	Not Applicable	Not Applicable	Not Applicable	Not Applicable	Not Applicable	Not Applicable
Maryland	Moderate Authority	Moderately Equipped	Moderate Activity	Moderate Authority	Not Equipped	Not Active	Moderate Authority	Minimally Equipped	Minimal Activity	Moderate Authority	Not Equipped	Not Active
Massachusetts	No Authority	Minimally Equipped	Minimal Activity	No Authority	Minimally Equipped	Minimal Activity	No Authority	Not Applicable	Not Applicable	No Authority	Not Applicable	Not Applicable
Michigan	Strong Authority	Minimally Equipped	Not Active	Strong Authority	Not Equipped	Not Active	Strong Authority	Not Equipped	Not Active	Strong Authority	Not Equipped	Not Active
Minnesota	No Authority	Not Applicable	Not Applicable	No Authority	Not Applicable	Not Applicable	No Authority	Not Applicable	Not Applicable	No Authority	Not Applicable	Not Applicable
Mississippi	Strong Authority	Moderately Equipped	Very Active	Strong Authority	Fully Equipped	Moderate Activity	Strong Authority	Fully Equipped	Very Active	Minimal Authority	Minimally Equipped	Minimal Activity
Missouri	Strong Authority	Fully Equipped	Very Active	Minimal Authority	Fully Equipped	Minimal Activity	Minimal Authority	Fully Equipped	Minimal Activity	Strong Authority	Fully Equipped	Moderate Activity
Montana	Strong Authority	Minimally Equipped	Minimal Activity	Moderate Authority	Not Equipped	Not Active	Moderate Authority	Minimally Equipped	Minimal Activity	Moderate Authority	Minimally Equipped	Not Active
Nebraska	Not Applicable	Not Applicable	Not Applicable	Not Applicable	Not Applicable	Not Applicable	Not Applicable	Not Applicable	Not Applicable	Not Applicable	Not Applicable	Not Applicable
Nevada	No Authority	Not Equipped	Not Applicable	No Authority	Not Equipped	Not Active	Not Applicable	Not Applicable	Not Applicable	Not Applicable	Not Applicable	Not Applicable
New Hampshire	No Authority	Not Applicable	Not Applicable	Minimal Authority	Minimally Equipped	Minimal Activity						
New Jersey	No Authority	Not Applicable	Not Applicable	No Authority	Not Applicable	Not Applicable	No Authority	Not Applicable	Not Applicable	No Authority	Not Applicable	Not Applicable
New Mexico	Strong Authority	Minimally Equipped	Very Active	Minimal Authority	Minimally Equipped	Minimal Activity						
New York	No Authority	Not Applicable	Not Applicable	No Authority	Not Applicable	Not Applicable	No Authority	Not Applicable	Not Applicable	Strong Authority	Minimally Equipped	Minimal Activity
North Carolina	No Authority	Not Applicable	Not Applicable	No Authority	Not Applicable	Not Applicable	No Authority	Not Applicable	Not Applicable	No Authority	Not Applicable	Not Applicable
North Dakota	No Authority	Minimally Equipped	Not Active	No Authority	Not Applicable	Not Applicable	No Authority	Not Applicable	Not Applicable	No Authority	Not Applicable	Not Applicable
Ohio	Moderate Authority	Not Equipped	Not Active	Moderate Authority	Not Equipped	Not Active	Moderate Authority	Not Equipped	Not Active	Moderate Authority	Not Equipped	Not Active
Oklahoma	Strong Authority	Not Equipped	Not Active	Strong Authority	Not Equipped	Not Active	No Authority	Not Applicable	Not Applicable	No Authority	Not Applicable	Not Applicable
Oregon	No Authority	Not Applicable	Not Applicable	No Authority	Not Applicable	Not Applicable	No Authority	Not Applicable	Not Applicable	No Authority	Not Applicable	Not Applicable
Pennsylvania	Not Applicable	Not Applicable	Not Applicable	No Authority	Not Applicable	Not Applicable	Minimal Authority	Not Equipped	Not Active	Minimal Authority	Not Equipped	Not Active
Rhode Island	No Authority	Not Applicable	Not Applicable	No Authority	Not Applicable	Not Applicable	No Authority	Not Applicable	Not Applicable	Not Applicable	Not Applicable	Not Applicable
South Carolina	Strong Authority	Moderately Equipped	Moderate Activity	Strong Authority	Moderately Equipped	Minimal Activity	Strong Authority	Moderately Equipped	Moderate Activity	Strong Authority	Moderately Equipped	Moderate Activity
South Dakota	Minimal Authority	Not Equipped	Not Active	Minimal Authority	Minimally Equipped	Not Active	Minimal Authority	Minimally Equipped	Not Active	Minimal Authority	Minimally Equipped	Not Active
Tennessee												
Texas	No Authority	Moderately Equipped	Moderate Activity	Not Applicable	Not Applicable	Not Applicable	No Authority	Moderately Equipped	Minimal Activity	No Authority	Minimally Equipped	Minimal Activity
Utah	No Authority	Not Applicable	Not Applicable	No Authority	Not Applicable	Not Applicable	Minimal Authority	Minimally Equipped	Minimal Activity	Moderate Authority	Moderately Equipped	Moderate Activity
Vermont	Not Applicable	Not Applicable	Not Applicable	Not Applicable	Not Applicable	Not Applicable	Not Applicable	Not Applicable	Not Applicable	Not Applicable	Not Applicable	Not Applicable
Virginia	Not Applicable	Not Applicable	Not Applicable	Not Applicable	Not Applicable	Not Applicable	Strong Authority	Minimally Equipped	Not Active	Strong Authority	Moderately Equipped	Very Active
Washington	Strong Authority	Not Equipped	Not Active	Moderate Authority	Not Equipped	Not Active	No Authority	Minimally Equipped	Not Applicable	Strong Authority	Not Equipped	Not Active
West Virginia	Moderate Authority	Minimally Equipped	Not Active	Minimal Authority	Not Equipped	Minimal Activity	No Authority	Not Applicable	Not Applicable	Moderate Authority	Moderately Equipped	Moderate Activity
Wisconsin	Strong Authority	Minimally Equipped	Minimal Activity	Strong Authority	Minimally Equipped	Not Active	Minimal Authority	Minimally Equipped	Not Active	Strong Authority	Minimally Equipped	Minimal Activity
Wyoming	No Authority	Not Applicable	Not Applicable	No Authority	Not Applicable	Not Applicable	No Authority	Not Applicable	Not Applicable	No Authority	Not Applicable	Not Applicable

State	Executive			Legislative			Judicial			Local Government		
	Authority	Resources	Activity	Authority	Resources	Activity	Authority	Resources	Activity	Authority	Resources	Activity
District/Territory												
American Samoa	Strong Authority	Moderately Equipped	Very Active	Strong Authority	Moderately Equipped	Very Active	Moderate Authority	Not Equipped	Very Active	Strong Authority	Minimally Equipped	Very Active
District of Columbia	No Authority	Not Applicable	Not Applicable	No Authority	Not Applicable	Not Applicable	No Authority	Not Applicable	Not Applicable	Not Applicable	Not Applicable	Not Applicable
Guam												
Northern Marianas												
Puerto Rico							Not Applicable	Not Equipped	Not Active	Not Applicable	Not Equipped	Not Active
U.S. Virgin Islands				No Authority	Not Equipped	Not Active	No Authority	Not Equipped	Not Active	Not Applicable	Not Applicable	Not Applicable
Records Management Only Programs												
Maryland	No Authority	Not Equipped	Not Applicable	No Authority	Not Equipped	Not Applicable	Not Applicable	Not Applicable		Not Applicable	Not Applicable	Not Applicable
Michigan	Not Applicable	Not Applicable	Not Applicable	Not Applicable	Not Applicable	Not Applicable	Not Applicable	Not Applicable	Not Applicable	Not Applicable	Not Applicable	Not Applicable
Montana	Moderate Authority	Minimally Equipped	Minimal Activity	Moderate Authority	Minimally Equipped	Minimal Activity	Moderate Authority	Moderately Equipped	Moderate Activity	Moderate Authority	Moderately Equipped	Moderate Activity
Nebraska	No Authority	Not Equipped	Not Active	No Authority	Not Equipped	Not Active	No Authority	Not Equipped	Not Active	No Authority	Not Equipped	Not Active
Tennessee	Not Applicable	Not Applicable	Not Applicable	Not Applicable	Not Applicable	Not Applicable	Not Applicable	Not Applicable	Not Applicable	Not Applicable	Not Applicable	Not Applicable
Wisconsin	No Authority	Not Applicable	Not Applicable	No Authority	Not Applicable	Not Applicable	No Authority	Not Applicable	Not Applicable	No Authority	Not Applicable	Not Applicable

TABLE 25. Program provides preservation services: Comparison by jurisdiction

State	Executive			Legislative			Judicial			Local Government		
	Authority	Resources	Activity	Authority	Resources	Activity	Authority	Resources	Activity	Authority	Resources	Activity
Alabama	Moderate Authority	Minimally Equipped	Minimal Activity	Minimal Authority	Minimally Equipped	Minimal Activity	Moderate Authority	Moderately Equipped	Moderate Activity	Moderate Authority	Moderately Equipped	Moderate Activity
Alaska	Strong Authority	Moderately Equipped	Minimal Activity	Minimal Authority	Moderately Equipped	Not Active	Minimal Authority	Moderately Equipped	Moderate Activity	No Authority	Moderately Equipped	Not Active
Arizona	Moderate Authority	Minimally Equipped	Minimal Activity	Minimal Authority	Minimally Equipped	Not Active	Minimal Authority	Minimally Equipped	Not Active	Moderate Authority	Minimally Equipped	Minimal Activity
Arkansas	No Authority	Not Applicable	Not Applicable	Minimal Authority	Minimally Equipped	Minimal Activity	No Authority	Not Applicable	Not Applicable	Minimal Authority	Minimally Equipped	Minimal Activity
California												
Colorado	Moderate Authority	Moderately Equipped	Minimal Activity	Moderate Authority	Minimally Equipped	Minimal Activity	Moderate Authority	Minimally Equipped	Minimal Activity	Moderate Authority	Minimally Equipped	Minimal Activity
Connecticut	Strong Authority	Minimally Equipped	Minimal Activity	No Authority	Not Applicable	Minimal Activity	No Authority	Not Applicable	Minimal Activity	Strong Authority	Not Equipped	Minimal Activity
Delaware	Minimal Authority	Minimally Equipped	Minimal Activity									
Florida	Strong Authority	Not Equipped	Not Active	Strong Authority	Not Equipped	Not Active	Strong Authority	Not Equipped	Not Active	Strong Authority	Not Equipped	Not Active
Georgia	Strong Authority	Minimally Equipped	Moderate Activity	Strong Authority	Minimally Equipped	Minimal Activity	Strong Authority	Minimally Equipped	Moderate Activity	Strong Authority	Minimally Equipped	Minimal Activity
Hawaii												
Idaho	Strong Authority	Moderately Equipped	Moderate Activity	Minimal Authority	Minimally Equipped	Minimal Activity	Strong Authority	Moderately Equipped	Moderate Activity	Minimal Authority	Minimally Equipped	Minimal Activity
Illinois	Strong Authority	Moderately Equipped	Moderate Activity	Strong Authority	Fully Equipped	Minimal Activity						
Indiana	Strong Authority	Moderately Equipped	Very Active	Minimal Authority	Moderately Equipped	Very Active	Minimal Authority	Moderately Equipped	Very Active	Strong Authority	Moderately Equipped	Moderate Activity
Iowa	No Authority	Not Applicable	Not Applicable	No Authority	Not Applicable	Not Applicable	No Authority	Not Applicable	Not Applicable	No Authority	Not Applicable	Not Applicable
Kansas	Minimal Authority	Not Equipped	Not Active	Minimal Authority	Not Equipped	Not Active	Minimal Authority	Not Equipped	Not Active	Minimal Authority	Not Equipped	Not Active
Kentucky	Strong Authority	Minimally Equipped	Minimal Activity	Minimal Authority	Moderately Equipped	Not Active	Minimal Authority	Moderately Equipped	Not Active	Strong Authority	Moderately Equipped	Moderate Activity
Louisiana	Strong Authority	Minimally Equipped	Minimal Activity	Strong Authority	Minimally Equipped	Minimal Activity	Strong Authority	Minimally Equipped	Minimal Activity	Strong Authority	Minimally Equipped	Minimal Activity
Maine	Strong Authority	Moderately Equipped	Moderate Activity	Strong Authority	Moderately Equipped	Minimal Activity	Strong Authority	Moderately Equipped	Moderate Activity	Strong Authority	Moderately Equipped	Minimal Activity
Maryland	Moderate Authority	Moderately Equipped	Moderate Activity	Moderate Authority	Not Equipped	Not Active	Moderate Authority	Minimally Equipped	Minimal Activity	Moderate Authority	Not Equipped	Not Active
Massachusetts	No Authority	Minimally Equipped	Minimal Activity	No Authority	Minimally Equipped	Minimal Activity	No Authority	Not Applicable	Not Applicable	No Authority	Not Applicable	Not Applicable
Michigan	Strong Authority	Moderately Equipped	Moderate Activity	Strong Authority	Moderately Equipped	Moderate Activity	Strong Authority	Moderately Equipped	Moderate Activity	Strong Authority	Moderately Equipped	Minimal Activity
Minnesota	No Authority	Not Applicable	Not Applicable	No Authority	Not Applicable	Not Applicable	No Authority	Not Applicable	Not Applicable	No Authority	Not Applicable	Not Applicable
Mississippi	Strong Authority	Fully Equipped	Very Active	Strong Authority	Fully Equipped	Very Active	Strong Authority	Fully Equipped	Very Active	Minimal Authority	Minimally Equipped	Minimal Activity
Missouri	Strong Authority	Minimally Equipped	Moderate Activity	Minimal Authority	Minimally Equipped	Minimal Activity	Minimal Authority	Minimally Equipped	Minimal Activity	Minimal Authority	Minimally Equipped	Moderate Activity
Montana	Strong Authority	Minimally Equipped	Not Active	Moderate Authority	Minimally Equipped	Minimal Activity	Moderate Authority	Minimally Equipped	Minimal Activity	Moderate Authority	Not Equipped	Not Active
Nebraska	Not Applicable	Not Applicable	Not Applicable	Not Applicable	Not Applicable	Not Applicable	Not Applicable	Not Applicable	Not Applicable	Not Applicable	Not Applicable	Not Applicable
Nevada	No Authority	Not Equipped	Minimal Activity	No Authority	Minimally Equipped	Minimal Activity	No Authority	Minimally Equipped	Not Active	Not Applicable	Not Applicable	Not Applicable
New Hampshire	No Authority	Not Applicable	Not Applicable	No Authority	Not Applicable	Not Applicable						
New Jersey	No Authority	Not Applicable	Not Applicable	No Authority	Not Applicable	Not Applicable	No Authority	Not Applicable	Not Applicable	No Authority	Not Applicable	Not Applicable
New Mexico	Strong Authority	Minimally Equipped	Very Active	Minimal Authority	Minimally Equipped	Minimal Activity						
New York	Strong Authority	Fully Equipped	Not Applicable	No Authority	Not Applicable	Not Applicable	No Authority	Minimally Equipped	Moderate Activity	Strong Authority	Minimally Equipped	Minimal Activity
North Carolina	Strong Authority	Moderately Equipped	Moderate Activity	Moderate Authority	Moderately Equipped	Minimal Activity	Strong Authority	Moderately Equipped	Minimal Activity	Strong Authority	Moderately Equipped	Moderate Activity
North Dakota	Moderate Authority	Moderately Equipped	Moderate Activity	No Authority	Not Applicable	Not Applicable	No Authority	Not Applicable	Not Applicable	Strong Authority	Moderately Equipped	Moderate Activity
Ohio	Moderate Authority	Not Equipped	Not Active	Moderate Authority	Not Equipped	Not Active	Moderate Authority	Not Equipped	Not Active	Moderate Authority	Not Equipped	Not Active
Oklahoma	Strong Authority	Not Equipped	Not Active	Strong Authority	Not Equipped	Not Active	No Authority	Not Applicable	Not Applicable	No Authority	Not Applicable	Not Applicable
Oregon	No Authority	Not Applicable	Not Applicable	No Authority	Not Applicable	Not Applicable	No Authority	Not Applicable	Not Applicable	No Authority	Not Applicable	Not Applicable
Pennsylvania	Not Applicable	Not Applicable	Not Applicable	No Authority	Not Applicable	Not Applicable	Minimal Authority	Not Equipped	Not Active	Minimal Authority	Not Equipped	Not Active
Rhode Island	Strong Authority	Minimally Equipped	Minimal Activity	No Authority	Not Applicable	Not Applicable	No Authority	Not Applicable	Not Applicable	Not Applicable	Not Applicable	Not Applicable
South Carolina	Strong Authority	Moderately Equipped	Moderate Activity	Strong Authority	Moderately Equipped	Minimal Activity	Strong Authority	Moderately Equipped	Moderate Activity	Strong Authority	Moderately Equipped	Moderate Activity
South Dakota	Strong Authority	Minimally Equipped	Very Active	Strong Authority	Minimally Equipped	Not Active	Strong Authority	Minimally Equipped	Not Active	Strong Authority	Minimally Equipped	Minimal Activity
Tennessee												
Texas	No Authority	Moderately Equipped	Moderate Activity	Not Applicable	Not Applicable	Not Applicable	No Authority	Moderately Equipped	Minimal Activity	No Authority	Minimally Equipped	Minimal Activity
Utah	Strong Authority	Fully Equipped	Very Active	No Authority	Not Applicable	Not Applicable	Moderate Authority	Moderately Equipped	Moderate Activity	Minimal Authority	Minimally Equipped	Minimal Activity
Vermont	Strong Authority	Moderately Equipped	Very Active	Strong Authority	Moderately Equipped	Very Active	Strong Authority	Moderately Equipped	Very Active	Strong Authority	Fully Equipped	Minimal Activity
Virginia	Not Applicable	Not Applicable	Not Applicable	Not Applicable	Not Applicable	Not Applicable	Strong Authority	Minimally Equipped	Not Active	Strong Authority	Moderately Equipped	Very Active
Washington	Strong Authority	Moderately Equipped	Very Active	Moderate Authority	Moderately Equipped	Moderate Activity	Minimal Authority	Minimally Equipped	Minimal Activity	Strong Authority	Moderately Equipped	Moderate Activity
West Virginia	Moderate Authority	Moderately Equipped	Minimal Activity	Minimal Authority	Not Equipped	Minimal Activity	No Authority	Not Applicable	Not Applicable	Strong Authority	Moderately Equipped	Moderate Activity
Wisconsin	Strong Authority	Minimally Equipped	Minimal Activity	Moderate Authority	Minimally Equipped	Not Active	Minimal Authority	Minimally Equipped	Not Active	Strong Authority	Minimally Equipped	Minimal Activity
Wyoming	Minimal Authority	Minimally Equipped	Moderate Activity	Minimal Authority	Minimally Equipped	Minimal Activity	Minimal Authority	Minimally Equipped	Minimal Activity	Minimal Authority	Minimally Equipped	Minimal Activity

State	Executive			Legislative			Judicial			Local Government		
	Authority	Resources	Activity	Authority	Resources	Activity	Authority	Resources	Activity	Authority	Resources	Activity
District/Territory												
American Samoa	Moderate Authority	Fully Equipped	Very Active	Strong Authority	Moderately Equipped	Very Active	Moderate Authority	Not Equipped	Very Active	Strong Authority	Minimally Equipped	Very Active
District of Columbia	No Authority	Not Applicable	Not Applicable	No Authority	Not Applicable	Not Applicable	No Authority	Not Applicable	Not Applicable	Not Applicable	Not Applicable	Not Applicable
Guam												
Northern Marianas												
Puerto Rico							Not Applicable	Not Equipped	Not Active	Not Applicable	Not Equipped	Not Active
U.S. Virgin Islands				No Authority	Not Equipped	Not Active	No Authority	Not Equipped	Not Active	Not Applicable	Not Applicable	Not Applicable
Records Management Only Programs												
Maryland	Not Applicable	Not Applicable	Not Applicable	No Authority	Not Equipped	Not Applicable	Not Applicable	Not Applicable	Not Applicable	Not Applicable	Not Applicable	Not Applicable
Michigan	Not Applicable	Not Applicable	Not Applicable	Not Applicable	Not Applicable	Not Applicable	Not Applicable	Not Applicable	Not Applicable	Not Applicable	Not Applicable	Not Applicable
Montana	Moderate Authority	Minimally Equipped	Minimal Activity	Moderate Authority	Minimally Equipped	Minimal Activity	Moderate Authority	Moderately Equipped	Moderate Activity	Moderate Authority	Moderately Equipped	Moderate Activity
Nebraska	No Authority	Not Equipped	Not Active	No Authority	Not Equipped	Not Active	No Authority	Not Equipped	Not Active	No Authority	Not Equipped	Not Active
Tennessee	Not Applicable	Not Applicable	Not Applicable	Not Applicable	Not Applicable	Not Applicable	Not Applicable	Not Applicable	Not Applicable	Not Applicable	Not Applicable	Not Applicable
Wisconsin	No Authority	Not Applicable	Not Applicable	No Authority	Not Applicable	Not Applicable	No Authority	Not Applicable	Not Applicable	No Authority	Not Applicable	Not Applicable

TABLE 26. Program provides training to state government officials and employees: Comparison by jurisdiction

State	Executive			Legislative			Judicial			Local Government		
	Authority	Resources	Activity	Authority	Resources	Activity	Authority	Resources	Activity	Authority	Resources	Activity
Alabama	Moderate Authority	Moderately Equipped	Moderate Activity	Moderate Authority	Moderately Equipped	Moderate Activity	Moderate Authority	Moderately Equipped	Moderate Activity	Moderate Authority	Moderately Equipped	Moderate Activity
Alaska	Strong Authority	Minimally Equipped	Minimal Activity	Minimal Authority	Minimally Equipped	Minimal Activity	Minimal Authority	Moderately Equipped	Minimal Activity	Minimal Authority	Minimally Equipped	Minimal Activity
Arizona	Strong Authority	Minimally Equipped	Moderate Activity	Moderate Authority	Minimally Equipped	Not Active	Minimal Authority	Minimally Equipped	Not Active	Strong Authority	Minimally Equipped	Moderate Activity
Arkansas	Minimal Authority	Minimally Equipped	Minimal Activity	No Authority	Not Applicable	Not Applicable	No Authority	Not Applicable	Not Applicable	Minimal Authority	Minimally Equipped	Minimal Activity
California												
Colorado	Strong Authority	Moderately Equipped	Minimal Activity	No Authority	Not Applicable	Not Applicable	Moderate Authority	Minimally Equipped	Not Active	Moderate Authority	Minimally Equipped	Not Active
Connecticut	Strong Authority	Moderately Equipped	Minimal Activity	No Authority	Not Applicable	Not Applicable	No Authority	Not Applicable	Not Applicable	Strong Authority	Moderately Equipped	Minimal Activity
Delaware	Strong Authority	Moderately Equipped	Very Active									
Florida	Strong Authority	Minimally Equipped	Very Active	Strong Authority	Moderately Equipped	Minimal Activity	Strong Authority	Moderately Equipped	Minimal Activity	Strong Authority	Moderately Equipped	Very Active
Georgia	Strong Authority	Moderately Equipped	Moderate Activity	Strong Authority	Moderately Equipped	Minimal Activity	Strong Authority	Moderately Equipped	Moderate Activity	Strong Authority	Minimally Equipped	Moderate Activity
Hawaii												
Idaho	Minimal Authority	Minimally Equipped	Moderate Activity	Strong Authority	Moderately Equipped	Moderate Activity	Minimal Authority	Minimally Equipped	Moderate Activity	Strong Authority	Moderately Equipped	Moderate Activity
Illinois	Strong Authority	Moderately Equipped	Moderate Activity	Minimal Authority	Fully Equipped	Not Active						
Indiana	Strong Authority	Moderately Equipped	Very Active	Minimal Authority	Moderately Equipped	Minimal Activity	Minimal Authority	Moderately Equipped	Minimal Activity	Strong Authority	Moderately Equipped	Minimal Activity
Iowa	Minimal Authority	Minimally Equipped	Minimal Activity	Minimal Authority	Minimally Equipped	Minimal Activity	No Authority	Not Applicable	Not Applicable	No Authority	Not Applicable	Not Applicable
Kansas	Strong Authority	Minimally Equipped	Very Active	Moderate Authority	Minimally Equipped	Minimal Activity	Moderate Authority	Minimally Equipped	Minimal Activity	Strong Authority	Minimally Equipped	Very Active
Kentucky	Strong Authority	Fully Equipped	Very Active	Moderate Authority	Fully Equipped	Moderate Activity	Minimal Authority	Fully Equipped	Not Active	Strong Authority	Moderately Equipped	Minimal Activity
Louisiana	Strong Authority	Moderately Equipped	Moderate Activity	Strong Authority	Moderately Equipped	Minimal Activity	Strong Authority	Moderately Equipped	Moderate Activity	Strong Authority	Moderately Equipped	Moderate Activity
Maine	Strong Authority	Fully Equipped	Very Active	Strong Authority	Fully Equipped	Moderate Activity	No Authority	Fully Equipped	Not Active	Strong Authority	Fully Equipped	Moderate Activity
Maryland	Minimal Authority	Not Equipped	Moderate Activity	Minimal Authority	Not Equipped	Not Active	Minimal Authority	Minimally Equipped	Moderate Activity	No Authority	Not Applicable	Minimal Activity
Massachusetts	No Authority	Moderately Equipped	Moderate Activity	No Authority	Moderately Equipped	Moderate Activity	No Authority	Not Applicable	Not Applicable	Strong Authority	Moderately Equipped	Moderate Activity
Michigan	Strong Authority	Minimally Equipped	Moderate Activity	Strong Authority	Minimally Equipped	Minimal Activity	Strong Authority	Minimally Equipped	Minimal Activity	Strong Authority	Minimally Equipped	Very Active
Minnesota	Moderate Authority	Minimally Equipped	Minimal Activity	Minimal Authority	Minimally Equipped	Minimal Activity	Minimal Authority	Minimally Equipped	Minimal Activity	Minimal Authority	Minimally Equipped	Moderate Activity
Mississippi	Strong Authority	Fully Equipped	Very Active	Strong Authority	Fully Equipped	Very Active	Strong Authority	Fully Equipped	Very Active	Strong Authority	Fully Equipped	Very Active
Missouri	Moderate Authority	Minimally Equipped	Minimal Activity	Minimal Authority	Minimally Equipped	Minimal Activity	No Authority	Moderately Equipped	Minimal Activity	Moderate Authority	Moderately Equipped	Moderate Activity
Montana	Moderate Authority	Minimally Equipped	Minimal Activity	Moderate Authority	Minimally Equipped	Minimal Activity	Moderate Authority	Moderately Equipped	Minimal Activity	Strong Authority	Minimally Equipped	Moderate Activity
Nebraska	Moderate Authority	Minimally Equipped	Minimal Activity	Moderate Authority	Moderately Equipped	Moderate Activity	Moderate Authority	Minimally Equipped	Minimal Activity	Moderate Authority	Minimally Equipped	Minimal Activity
Nevada	Moderate Authority	Minimally Equipped	Not Active	Strong Authority	Minimally Equipped	Minimal Activity	Minimal Authority	Minimally Equipped	Not Active	Minimal Authority	Moderately Equipped	Minimal Activity
New Hampshire	Moderate Authority	Minimally Equipped	Not Active	No Authority	Not Applicable	Not Applicable						
New Jersey	Moderate Authority	Minimally Equipped	Minimal Activity	Moderate Authority	Minimally Equipped	Minimal Activity	Minimal Authority	Minimally Equipped	Minimal Activity	Moderate Authority	Minimally Equipped	Minimal Activity
New Mexico	Strong Authority	Minimally Equipped	Very Active	Minimal Authority	Minimally Equipped	Minimal Activity						
New York	Strong Authority	Fully Equipped	Very Active	No Authority	Minimally Equipped	Minimal Activity	No Authority	Minimally Equipped	Minimal Activity	Strong Authority	Fully Equipped	Very Active
North Carolina	Strong Authority	Moderately Equipped	Very Active	Moderate Authority	Moderately Equipped	Minimal Activity	Strong Authority	Moderately Equipped	Minimal Activity	Strong Authority	Moderately Equipped	Very Active
North Dakota	Strong Authority	Moderately Equipped	Moderate Activity	No Authority	Not Applicable	Not Applicable	Strong Authority	Fully Equipped	Minimal Activity	Strong Authority	Moderately Equipped	Moderate Activity
Ohio	Moderate Authority	Minimally Equipped	Minimal Activity	Moderate Authority	Minimally Equipped	Minimal Activity	Moderate Authority	Minimally Equipped	Minimal Activity	Moderate Authority	Minimally Equipped	Minimal Activity
Oklahoma	Strong Authority	Minimally Equipped	Moderate Activity	Strong Authority	Moderately Equipped	Moderate Activity	Strong Authority	Minimally Equipped	Minimal Activity	Strong Authority	Minimally Equipped	Minimal Activity
Oregon	Strong Authority	Moderately Equipped	Very Active	No Authority	Not Applicable	Not Applicable	Minimal Authority	Minimally Equipped	Minimal Activity	Strong Authority	Moderately Equipped	Very Active
Pennsylvania	Strong Authority	Fully Equipped	Very Active	Strong Authority	Fully Equipped	Not Active	Moderate Authority	Not Equipped	Not Active	Strong Authority	Moderately Equipped	Moderate Activity
Rhode Island	Strong Authority	Moderately Equipped	Moderate Activity	No Authority	Not Applicable	Not Applicable	No Authority	Not Applicable	Not Applicable	Strong Authority	Moderately Equipped	Very Active
South Carolina	Strong Authority	Moderately Equipped	Moderate Activity	Strong Authority	Moderately Equipped	Moderate Activity	Strong Authority	Moderately Equipped	Moderate Activity	Strong Authority	Moderately Equipped	Moderate Activity
South Dakota	Strong Authority	Fully Equipped	Very Active	Strong Authority	Fully Equipped	Minimal Activity	Strong Authority	Fully Equipped	Minimal Activity	Strong Authority	Fully Equipped	Moderate Activity
Tennessee												
Texas	Strong Authority	Moderately Equipped	Moderate Activity	Moderate Authority	Moderately Equipped	Moderate Activity	Strong Authority	Moderately Equipped	Moderate Activity	Strong Authority	Minimally Equipped	Moderate Activity
Utah	Strong Authority	Fully Equipped	Very Active	Moderate Authority	Moderately Equipped	Moderate Activity	Strong Authority	Moderately Equipped	Very Active	Strong Authority	Moderately Equipped	Moderate Activity
Vermont	Strong Authority	Moderately Equipped	Very Active	Strong Authority	Moderately Equipped	Very Active	Strong Authority	Moderately Equipped	Very Active	Strong Authority	Fully Equipped	Very Active
Virginia	Strong Authority	Moderately Equipped	Moderate Activity	Strong Authority	Moderately Equipped	Very Active	Strong Authority	Minimally Equipped	Minimal Activity	Strong Authority	Minimally Equipped	Minimal Activity
Washington	Strong Authority	Fully Equipped	Very Active	Strong Authority	Moderately Equipped	Minimal Activity	Minimal Authority	Fully Equipped	Very Active	Strong Authority	Fully Equipped	Very Active
West Virginia	Moderate Authority	Not Equipped	Minimal Activity	Strong Authority	Fully Equipped	Very Active	No Authority	Not Applicable	Not Applicable	Strong Authority	Moderately Equipped	Moderate Activity
Wisconsin	Strong Authority	Moderately Equipped	Moderate Activity	Minimal Authority	Not Equipped	Not Active	Strong Authority	Moderately Equipped	Not Active	Strong Authority	Moderately Equipped	Very Active
Wyoming	Moderate Authority	Minimally Equipped	Moderate Activity	Strong Authority	Moderately Equipped	Not Active	Moderate Authority	Minimally Equipped	Minimal Activity	Moderate Authority	Minimally Equipped	Moderate Activity

State	Executive			Legislative			Judicial			Local Government		
	Authority	Resources	Activity	Authority	Resources	Activity	Authority	Resources	Activity	Authority	Resources	Activity
District/Territory												
American Samoa	Moderate Authority	Minimally Equipped	Moderate Activity	Moderate Authority	Minimally Equipped	Moderate Activity	Moderate Authority	Not Equipped	Minimal Activity	Moderate Authority	Minimally Equipped	Minimal Activity
District of Columbia	Strong Authority	Minimally Equipped	Minimal Activity	Minimal Authority	Minimally Equipped	Minimal Activity	Minimal Authority	Minimally Equipped	Minimal Activity	Not Applicable	Not Applicable	Not Applicable
Guam												
Northern Marianas												
Puerto Rico							Minimal Authority	Minimally Equipped	Minimal Activity	Minimal Authority	Minimally Equipped	Minimal Activity
U.S. Virgin Islands				Moderate Authority	Not Equipped	Not Active	Moderate Authority	Not Equipped	Not Active	Not Applicable	Not Applicable	Not Applicable
Records Management Only Programs												
Maryland	Strong Authority	Fully Equipped	Very Active	Strong Authority	Fully Equipped	Very Active	Strong Authority	Fully Equipped	Very Active	Not Applicable	Not Applicable	Not Applicable
Michigan	Moderate Authority	Minimally Equipped	Moderate Activity	No Authority	Minimally Equipped	Minimal Activity	No Authority	Minimally Equipped	Minimal Activity	Minimal Authority	Not Equipped	Minimal Activity
Montana	Strong Authority	Minimally Equipped	Minimal Activity	Strong Authority	Minimally Equipped	Minimal Activity	Moderate Authority	Moderately Equipped	Moderate Activity	Moderate Authority	Moderately Equipped	Moderate Activity
Nebraska	Moderate Authority	Moderately Equipped	Moderate Activity	Moderate Authority	Moderately Equipped	Moderate Activity	Minimal Authority	Moderately Equipped	Minimal Activity	Minimal Authority	Moderately Equipped	Minimal Activity
Tennessee	Moderate Authority	Fully Equipped	Very Active	Moderate Authority	Fully Equipped	Very Active	Moderate Authority	Fully Equipped	Very Active	Moderate Authority	Fully Equipped	Very Active
Wisconsin	Strong Authority	Moderately Equipped	Moderate Activity	Strong Authority	Moderately Equipped	Moderate Activity	Moderate Authority	Moderately Equipped	Moderate Activity	Moderate Authority	Moderately Equipped	Moderate Activity

TABLE 27. Program provides security storage for non-permanent microfilm and/or digital content: Comparison by jurisdiction

State	Executive			Legislative			Judicial			Local Government		
	Authority	Resources	Activity	Authority	Resources	Activity	Authority	Resources	Activity	Authority	Resources	Activity
Alabama	No Authority	Not Applicable	Not Applicable	No Authority	Not Applicable	Not Applicable	No Authority	Not Applicable	Not Applicable	No Authority	Not Applicable	Not Applicable
Alaska	Strong Authority	Fully Equipped	Minimal Activity	Strong Authority	Fully Equipped	Minimal Activity	Strong Authority	Fully Equipped	Minimal Activity	Strong Authority	Fully Equipped	Minimal Activity
Arizona	Not Applicable	Not Applicable	Not Applicable	Not Applicable	Not Applicable	Not Applicable	Not Applicable	Not Applicable	Not Applicable	Not Applicable	Not Applicable	Not Applicable
Arkansas	Not Applicable	Not Applicable	Not Applicable	Not Applicable	Not Applicable	Not Applicable	Minimal Authority	Moderately Equipped	Not Active	Minimal Authority	Moderately Equipped	Not Active
California	Moderate Authority	Moderately Equipped	Moderate Activity	Strong Authority	Fully Equipped	Minimal Activity	Strong Authority	Moderately Equipped	Minimal Activity	Strong Authority	Fully Equipped	Minimal Activity
Colorado	Strong Authority	Moderately Equipped	Minimal Activity	Moderate Authority	Moderately Equipped	Not Active	Moderate Authority	Moderately Equipped	Minimal Activity	Moderate Authority	Moderately Equipped	Minimal Activity
Connecticut	Moderate Authority	Not Equipped	Not Active	No Authority	Not Applicable	Not Applicable	No Authority	Not Applicable	Not Applicable	No Authority	Not Applicable	Not Applicable
Delaware	Strong Authority	Moderately Equipped	Minimal Activity	Moderate Authority	Minimally Equipped	Minimal Activity						
Florida	Strong Authority	Minimally Equipped	Moderate Activity	Strong Authority	Minimally Equipped	Minimal Activity	Strong Authority	Moderately Equipped	Minimal Activity	Strong Authority	Fully Equipped	Moderate Activity
Georgia												
Hawaii												
Idaho												
Illinois	Minimal Authority	Minimally Equipped	Minimal Activity	Minimal Authority	Minimally Equipped	Not Active	Strong Authority	Minimally Equipped	Moderate Activity	Strong Authority	Minimally Equipped	Moderate Activity
Indiana	Moderate Authority	Minimally Equipped	Minimal Activity	Not Applicable	Not Applicable	Not Applicable	Not Applicable	Not Applicable	Not Applicable	Not Applicable	Not Applicable	Not Applicable
Iowa	Minimal Authority	Not Equipped	Minimal Activity	No Authority	Not Equipped	Not Active						
Kansas												
Kentucky	Not Applicable	Not Applicable	Not Applicable	Not Applicable	Not Applicable	Not Applicable	Not Applicable	Not Applicable	Not Applicable	Not Applicable	Not Applicable	Not Applicable
Louisiana	Not Applicable	Not Applicable	Not Applicable	Not Applicable	Not Applicable	Not Applicable	Not Applicable	Not Applicable	Not Applicable	Not Applicable	Not Applicable	Not Applicable
Maine	Minimal Authority	Minimally Equipped	Minimal Activity	Minimal Authority	Minimally Equipped	Minimal Activity	No Authority	Not Equipped	Moderate Activity			
Maryland												
Massachusetts	No Authority	Minimally Equipped	Minimal Activity	No Authority	Minimally Equipped	Minimal Activity				No Authority	Not Applicable	Moderate Activity
Michigan	Strong Authority	Minimally Equipped	Moderate Activity	Strong Authority	Minimally Equipped	Minimal Activity	Moderate Authority	Moderately Equipped	Not Active	Moderate Authority	Moderately Equipped	Minimal Activity
Minnesota	Not Applicable	Not Applicable	Not Applicable	Not Applicable	Not Applicable	Not Applicable	Not Applicable	Not Applicable	Not Applicable	Not Applicable	Not Applicable	Not Applicable
Mississippi	Not Applicable	Not Applicable	Not Applicable	Not Applicable	Not Applicable	Not Applicable	Not Applicable	Not Applicable	Not Applicable	Not Applicable	Not Applicable	Not Applicable
Missouri	Moderate Authority	Moderately Equipped	Moderate Activity	Minimal Authority	Moderately Equipped	Minimal Activity	Moderate Authority	Moderately Equipped	Very Active	Moderate Authority	Moderately Equipped	Very Active
Montana												
Nebraska												
Nevada	Strong Authority	Minimally Equipped	Minimal Activity	Strong Authority	Minimally Equipped	Minimal Activity	No Authority	Not Equipped	Not Applicable	Not Applicable	Not Applicable	Not Applicable
New Hampshire												
New Jersey												
New Mexico												
New York	Strong Authority	Minimally Equipped	Minimal Activity	Minimal Authority	Minimally Equipped	Not Active	Minimal Authority	Minimally Equipped	Not Active	Moderate Authority	Moderately Equipped	Minimal Activity
North Carolina				No Authority	Not Equipped	Not Active						
North Dakota												
Ohio	No Authority	Not Applicable	Not Applicable	No Authority	Not Applicable	Not Applicable	No Authority	Not Applicable	Not Applicable	No Authority	Not Applicable	Not Applicable
Oklahoma							Moderate Authority	Minimally Equipped	Minimal Activity	Moderate Authority	Minimally Equipped	Minimal Activity
Oregon												
Pennsylvania	Minimal Authority	Moderately Equipped	Moderate Activity	No Authority	Not Equipped	Not Active	Minimal Authority	Not Equipped	Not Active	Minimal Authority	Minimally Equipped	Minimal Activity
Rhode Island	Not Applicable	Minimally Equipped	Not Applicable	Not Applicable	Not Applicable	Not Applicable	Not Applicable	Not Applicable	Not Applicable	Not Applicable	Not Applicable	Not Applicable
South Carolina	Not Applicable	Not Applicable	Not Applicable	Not Applicable	Not Applicable	Not Applicable	Strong Authority	Fully Equipped	Very Active	Not Applicable	Not Applicable	Not Applicable
South Dakota	Not Applicable	Not Applicable	Not Applicable	Not Applicable	Not Applicable	Not Applicable	No Authority	Not Applicable	Not Applicable	Not Applicable	Not Applicable	Not Applicable
Tennessee	Not Applicable	Not Applicable	Not Applicable	Not Applicable	Not Applicable	Not Applicable	Not Applicable	Not Applicable	Not Active	No Authority	Not Applicable	Not Applicable
Texas												
Utah	Strong Authority	Moderately Equipped	Very Active	Strong Authority	Moderately Equipped	Very Active	Strong Authority	Moderately Equipped	Moderate Activity	Strong Authority	Moderately Equipped	Moderate Activity
Vermont	Strong Authority	Fully Equipped	Very Active	Strong Authority	Fully Equipped	Very Active	Strong Authority	Fully Equipped	Very Active	Strong Authority	Fully Equipped	Not Active
Virginia	Not Applicable	Not Applicable	Not Applicable	Not Applicable	Not Applicable	Not Applicable	No Authority	Moderately Equipped	Minimal Activity	Not Applicable	Not Applicable	Not Applicable
Washington	Strong Authority	Fully Equipped	Very Active	Strong Authority	Fully Equipped	Very Active	Strong Authority	Fully Equipped	Very Active	Strong Authority	Fully Equipped	Very Active
West Virginia	Not Applicable	Not Applicable	Not Applicable	No Authority	Not Applicable	Not Applicable	No Authority	Not Applicable	Not Applicable	No Authority	Not Applicable	Not Applicable
Wisconsin	Not Applicable	Not Applicable	Not Applicable	Not Applicable	Not Applicable	Not Applicable	Not Applicable	Not Applicable	Not Applicable	Minimal Authority	Minimally Equipped	Not Active
Wyoming	Moderate Authority	Moderately Equipped	Moderate Activity	Moderate Authority	Moderately Equipped	Very Active	Moderate Authority	Moderately Equipped	Moderate Activity	Moderate Authority	Moderately Equipped	Moderate Activity

State	Executive			Legislative			Judicial			Local Government		
	Authority	Resources	Activity	Authority	Resources	Activity	Authority	Resources	Activity	Authority	Resources	Activity
District/Territory												
American Samoa	Not Applicable	Not Applicable	Not Applicable	Not Applicable	Not Applicable	Not Applicable	Moderate Authority	Minimally Equipped	Minimal Activity	Moderate Authority	Minimally Equipped	Minimal Activity
District of Columbia	Not Applicable	Not Applicable	Not Applicable	Not Applicable	Not Applicable	Not Applicable	Not Applicable	Not Applicable	Not Applicable	Not Applicable	Not Applicable	Not Applicable
Guam												
Northern Marianas												
Puerto Rico										Minimal Authority	Minimally Equipped	Minimal Activity
U.S. Virgin Islands	Not Applicable	Not Applicable	Not Applicable	Not Applicable	Not Applicable	Not Applicable	Not Applicable	Not Applicable	Not Applicable	Not Applicable	Not Applicable	Not Applicable
Records Management Only Programs												
Maryland	Moderate Authority	Moderately Equipped	Moderate Activity	Strong Authority	Fully Equipped	Moderate Activity	Strong Authority	Moderately Equipped	Moderate Activity	Strong Authority	Moderately Equipped	Very Active
Michigan	Moderate Authority	Minimally Equipped	Minimal Activity	Moderate Authority	Minimally Equipped	Not Active	Moderate Authority	Minimally Equipped	Not Active	No Authority	Minimally Equipped	Not Active
Montana	Moderate Authority	Moderately Equipped	Moderate Activity	Moderate Authority	Moderately Equipped	Moderate Activity	Moderate Authority	Moderately Equipped	Moderate Activity	Moderate Authority	Moderately Equipped	Moderate Activity
Nebraska	Minimal Authority	Minimally Equipped	Minimal Activity	Minimal Authority	Minimally Equipped	Minimal Activity	Minimal Authority	Minimally Equipped	Minimal Activity	Minimal Authority	Minimally Equipped	Minimal Activity
Tennessee	Not Applicable	Not Applicable	Not Applicable	Not Applicable	Not Applicable	Not Applicable	Not Applicable	Not Applicable	Not Applicable	Not Applicable	Not Applicable	Not Applicable
Wisconsin	Moderate Authority	Moderately Equipped	Moderate Activity	Moderate Authority	Moderately Equipped	Minimal Activity	Not Applicable	Not Applicable	Not Applicable	Not Applicable	Not Applicable	Not Applicable

State	Executive			Legislative			Judicial			Local Government		
	Authority	Resources	Activity	Authority	Resources	Activity	Authority	Resources	Activity	Authority	Resources	Activity
District/Territory												
American Samoa	Not Applicable	Not Applicable	Not Applicable	Not Applicable	Not Applicable	Not Applicable	Moderate Authority	Minimally Equipped	Minimal Activity	Moderate Authority	Minimally Equipped	Minimal Activity
District of Columbia	Not Applicable	Not Applicable	Not Applicable	Not Applicable	Not Applicable	Not Applicable	Not Applicable	Not Applicable	Not Applicable	Not Applicable	Not Applicable	Not Applicable
Guam												
Northern Marianas												
Puerto Rico										Minimal Authority	Minimally Equipped	Minimal Activity
U.S. Virgin Islands	Not Applicable	Not Applicable	Not Applicable	Not Applicable	Not Applicable	Not Applicable	Not Applicable	Not Applicable	Not Applicable	Not Applicable	Not Applicable	Not Applicable
Records Management Only Programs												
Maryland	Moderate Authority	Moderately Equipped	Moderate Activity	Strong Authority	Fully Equipped	Moderate Activity	Strong Authority	Moderately Equipped	Moderate Activity	Strong Authority	Moderately Equipped	Very Active
Michigan	Moderate Authority	Minimally Equipped	Minimal Activity	Moderate Authority	Minimally Equipped	Not Active	Moderate Authority	Minimally Equipped	Not Active	No Authority	Minimally Equipped	Not Active
Montana	Moderate Authority	Moderately Equipped	Moderate Activity	Moderate Authority	Moderately Equipped	Moderate Activity	Moderate Authority	Moderately Equipped	Moderate Activity	Moderate Authority	Moderately Equipped	Moderate Activity
Nebraska	Minimal Authority	Minimally Equipped	Minimal Activity	Minimal Authority	Minimally Equipped	Minimal Activity	Minimal Authority	Minimally Equipped	Minimal Activity	Minimal Authority	Minimally Equipped	Minimal Activity
Tennessee	Not Applicable	Not Applicable	Not Applicable	Not Applicable	Not Applicable	Not Applicable	Not Applicable	Not Applicable	Not Applicable	Not Applicable	Not Applicable	Not Applicable
Wisconsin	Moderate Authority	Moderately Equipped	Moderate Activity	Moderate Authority	Moderately Equipped	Minimal Activity	Not Applicable	Not Applicable	Not Applicable	Not Applicable	Not Applicable	Not Applicable

State	Executive			Legislative			Judicial			Local Government		
	Authority	Resources	Activity	Authority	Resources	Activity	Authority	Resources	Activity	Authority	Resources	Activity
District/Territory												
American Samoa	Not Applicable	Not Applicable	Not Applicable	Not Applicable	Not Applicable	Not Applicable	Moderate Authority	Minimally Equipped	Minimal Activity	Strong Authority	Minimally Equipped	Very Active
District of Columbia	Not Applicable	Not Applicable	Not Applicable	Not Applicable	Not Applicable	Not Applicable	Not Applicable	Not Applicable	Not Applicable	Not Applicable	Not Applicable	Not Applicable
Guam												
Northern Marianas												
Puerto Rico												
U.S. Virgin Islands	Not Applicable	Not Applicable	Not Applicable	Not Applicable	Not Applicable	Not Applicable	Not Applicable	Not Applicable	Not Applicable	Not Applicable	Not Applicable	Not Applicable
Records Management Only Programs												
Maryland	Moderate Authority	Moderately Equipped	Moderate Activity	Moderate Authority	Moderately Equipped	Minimal Activity	Moderate Authority	Moderately Equipped	Minimal Activity	Strong Authority	Moderately Equipped	Very Active
Michigan	Not Applicable	Not Applicable	Not Applicable	Not Applicable	Not Applicable	Not Applicable	Not Applicable	Not Applicable	Not Applicable	Not Applicable	Not Applicable	Not Applicable
Montana	Moderate Authority	Moderately Equipped	Moderate Activity	Moderate Authority	Moderately Equipped	Moderate Activity	Moderate Authority	Moderately Equipped	Moderate Activity	Moderate Authority	Moderately Equipped	Moderate Activity
Nebraska	Minimal Authority	Minimally Equipped	Minimal Activity	Minimal Authority	Minimally Equipped	Minimal Activity	Minimal Authority	Minimally Equipped	Minimal Activity	Minimal Authority	Minimally Equipped	Minimal Activity
Tennessee	Not Applicable	Not Applicable	Not Applicable	Not Applicable	Not Applicable	Not Applicable	Not Applicable	Not Applicable	Not Applicable	Not Applicable	Not Applicable	Not Applicable
Wisconsin	Moderate Authority	Moderately Equipped	Moderate Activity	Not Applicable	Not Applicable	Not Applicable	Not Applicable	Not Applicable	Not Applicable	Not Applicable	Not Applicable	Not Applicable

State	Executive			Legislative			Judicial			Local Government		
	Authority	Resources	Activity	Authority	Resources	Activity	Authority	Resources	Activity	Authority	Resources	Activity
District/Territory												
American Samoa	Not Applicable	Not Applicable	Not Applicable	Not Applicable	Not Applicable	Not Applicable	Moderate Authority	Minimally Equipped	Minimal Activity	Strong Authority	Minimally Equipped	Very Active
District of Columbia	Not Applicable	Not Applicable	Not Applicable	Not Applicable	Not Applicable	Not Applicable	Not Applicable	Not Applicable	Not Applicable	Not Applicable	Not Applicable	Not Applicable
Guam												
Northern Marianas												
Puerto Rico												
U.S. Virgin Islands	Not Applicable	Not Applicable	Not Applicable	Not Applicable	Not Applicable	Not Applicable	Not Applicable	Not Applicable	Not Applicable	Not Applicable	Not Applicable	Not Applicable
Records Management Only Programs												
Maryland	Moderate Authority	Moderately Equipped	Moderate Activity	Moderate Authority	Moderately Equipped	Minimal Activity	Moderate Authority	Moderately Equipped	Moderate Activity	Strong Authority	Moderately Equipped	Very Active
Michigan	Not Applicable	Not Applicable	Not Applicable	Not Applicable	Not Applicable	Not Applicable	Not Applicable	Not Applicable	Not Applicable	Not Applicable	Not Applicable	Not Applicable
Montana	Moderate Authority	Moderately Equipped	Moderate Activity	Moderate Authority	Moderately Equipped	Moderate Activity	Moderate Authority	Moderately Equipped	Moderate Activity	Moderate Authority	Moderately Equipped	Moderate Activity
Nebraska	Minimal Authority	Minimally Equipped	Minimal Activity	Minimal Authority	Minimally Equipped	Minimal Activity	Minimal Authority	Minimally Equipped	Minimal Activity	Minimal Authority	Minimally Equipped	Minimal Activity
Tennessee	Not Applicable	Not Applicable	Not Applicable	Not Applicable	Not Applicable	Not Applicable	Not Applicable	Not Applicable	Not Applicable	Not Applicable	Not Applicable	Not Applicable
Wisconsin	Strong Authority	Moderately Equipped	Moderate Activity	Not Applicable	Not Applicable	Not Applicable	Not Applicable	Not Applicable	Not Applicable	Not Applicable	Not Applicable	Not Applicable

Staffing

TABLE 31. Full Time Employees by Division*

State	Archive			Conservation			Records Management			Total FTEs in the above categories	Number of total FTEs who are contractors
	Administrative/ Managerial	Archivist	Other Classifications	Administrative/ Managerial	Archivist/ Conservator	Other Classifications	Administrative/ Managerial	Records Managers	Other Classifications		
Alabama	6	17	2				1	7	1	34	0
Alaska	1	3	2	0	0	0	0	2	3	11	
Arizona	1.0	5.0	3.0		1.0		1.0	2.0	1.0	14	
Arkansas	4	7	11		1					23	
California											
Colorado	3	2	2					2		9	0
Connecticut	1	4	1.9	0	0	0	1	1	2.9	11.8	1
Delaware											
Florida	6	11	9				1	12		39	
Georgia											
Hawaii											
Idaho											
Illinois	5	7		1	1	1	4	17.5	9	45.5	1
Indiana	1	5	3	0	1	0	3	3	10	26	
Iowa	1	2.5						.5		4	
Kansas											
Kentucky	3	5	2	0	0	0	3	6	4	23	0
Louisiana	6	9	3.5	1	1	1.5	2	8	4.5	36.5	
Maine	3	5	1				1	4		14	
Maryland											
Massachusetts	3	8.5	12.5						4	27.5	
Michigan	3.0	8.0	2.0	0.0	0.0	0.0	0.0	0.0	0.0	14.0	0
Minnesota											
Mississippi	7	10	17				2	7		43	3
Missouri	7	19	10		3	1	4	4	13	61	0
Montana											
Nebraska											
Nevada	.5	3		0	0	0	1	3	1	8.5	
New Hampshire	0.80	3.65	0.10	0	0	0	0.45	3.75	0	8.75	
New Jersey											
New Mexico											
New York	2	24	11		1	1	2	15	11	73	0

State	Archive			Conservation			Records Management			Total FTEs in the above categories	Number of total FTEs who are contractors
	Administrative/ Managerial	Archivist	Other Classifications	Administrative/ Managerial	Archivist/ Conservator	Other Classifications	Administrative/ Managerial	Records Managers	Other Classifications		
North Carolina	5	33	15	1	1	1	1	9	5	71	
North Dakota											
Ohio	1.5	5.5	1							8	
Oklahoma	1	3	2	0	0	0	0	0	0	6	
Oregon	2	7	5				1	8		23	
Pennsylvania	5	16	6				1	2	4	34	3
Rhode Island	1	3	1					1.5	.5	7	
South Carolina		11.0	2.0		1.0			5.0		19.0	
South Dakota	1	4	5							10	2
Tennessee	6.5	13	23	1		1	NA	NA	NA	44.5	
Texas											
Utah	4	12	3				2	7		28	
Vermont										20	0
Virginia	2.5	21	2.5	1.5	3	3.5	2	3	6	50.5	0
Washington	3	23	11	0	0	0	2	8	5	52	0
West Virginia	2	5	6				2			15	
Wisconsin	4	14		0	0	0	3	2	1 (4 other allocated positions)	24	0
Wyoming	1	4	.5				1	4	3.5	14	
District/Territory											
American Samoa											
District of Columbia											
Guam											
Northern Marianas											
Puerto Rico											
U.S. Virgin Islands											
Records Management Only Programs											
Michigan							2	7	7	16	0
South Dakota							1	1	0	2	0
Tennessee							3	5	0	8	

*As reported, not independently added from other data.

TABLE 32. Comparison of FTEs from FY2016 to FY2022

State	Archives Totals				Conservation Totals				Records Management Totals				Compiled Totals			
	FY2016	FY2018	FY2020	FY2022	FY2016	FY2018	FY2020	FY2022	FY2016	FY2018	FY2020	FY2022	FY2016	FY2018	FY2020	FY2022
Alabama	18.58	20	26	25	0	0	0		6.83	4	7.5	9	45.95	50	46	34
Alaska	6	6	6	6	0	0	0	0	6	5	5	5	12	11	11	11
Arizona	8	7	51	9	1	1	2	1	10	4	2	4	19	12	14	14
Arkansas	18	18	20	22	2	2	2	1	1	1	1		25	25	26	23
California	26	26	-		2	2	-		3	3	-		31	31	-	
Colorado	3.5	7.9	8	7	0	0	0		2.5	2.9	3.4	2	7	9.8	9.8	9
Connecticut	4.8	4.8	6	7	0	0	0	0	5.6	4.6	5.8	5	10.4	9.4	11.8	11.8
Delaware			30								9				41	
Florida	25	27.3	27	26	0	0	0		12.5	14	14	13	37.5	41.3	41.3	39
Georgia	11	13.5	14		5	2	2		6	8.5	8.5		25	28	28.25	
Hawaii	16	14	-		0	0	-		3	4	-		19	19	-	
Idaho	9	9.5	10		0	0	0		2	3	2		11	14	12.5	
Illinois	12	12	12	12	1	1	2	3	18.5	18.5	18.5	31	45.5	45.5	45	45.5
Indiana	7.5	9	-	9	1	1	-	1	10	10	-	16	30	29	-	26
Iowa	3.5	2.75	4	4	0	0	0		1.5	0.75		1	5	14	4	4
Kansas	2.275	2.65	2		0	0			1.675	1.75	1.75		3.95	3.5	3.5	
Kentucky	12	9	9	10	0	0	20	0	9	17	2	13	51	21	20	23
Louisiana		17	17	19	0	0		4	11		5	15		31	31	36.5
Maine	7.5	5	6	9	0	0	6.5		8	0	0	5	14	15.5	14	14
Maryland	54	53	53		2	2	5		5	15	15		76	75	71	
Massachusetts	14.5	17	17	24		0	5.5		4		0	4		20	26	27.5
Michigan		12	11	13	0	0		0	0	0	0	0	20	12	11	14.0
Minnesota		11	11			0			0		0			11	11	
Mississippi	25	32	31	34	0	0	11		7	4	0	9	40	39	38	43
Missouri	16.25	18.25	26	36	4	5	33.5	4	21	14	14	21	57.75	57.75	61	61
Montana	7	9	8		0	0	9.5		1	10	0		26.5	9	8.1	
Nebraska	2	2	4		0	0	8		0	0	0		10	6.5	4	
Nevada	3.5	3.5	4	4	0	0	5	0	5	4	3	5	12.5	11.5	8.5	8.5
New Hampshire		4	5	5	0	0		0	3.5		0	4		7.5	9	8.75
New Jersey	13.7	15	17		0	0			0	0	0		13.7	15	16.5	
New Mexico	8	3	6		0	0	12		0	5	24		25	37	6	
New York	29	29	29	37	3	2	24	2	25	8	10	28	64	68	66	73
North Carolina	36	35	37	53	3	3	26	3	25	4	4	15	68	67	69	71

State	Archives Totals				Conservation Totals				Records Management Totals				Compiled Totals			
	FY2016	FY2018	FY2020	FY2022	FY2016	FY2018	FY2020	FY2022	FY2016	FY2018	FY2020	FY2022	FY2016	FY2018	FY2020	FY2022
North Dakota	13	12	9		0	1	0		0	0	0		13	12	10	
Ohio	9.33	10.33	8	8	0	0	0		0	0	0		9.33	10.33	8	8
Oklahoma	5	5	4	6	0	0	1	0	1	0	0	0	6	6	5	6
Oregon	7	7.75	9	14	0	0	9		8	4	4	9	20	21.75	21.75	23
Pennsylvania	20.25	25.25	22	27	0	0	7.25		6.75	4	1	7	31.5	33.5	33	34
Rhode Island	4	2	4	5	0	0	3.5		1	0.5	1	2	8	5	5	7
South Carolina	11	12	12	13	1	0.5	6	1	7	0	0	5	17	18	19	19.0
South Dakota	11	10	10	10	0	0	0		0	0	0		11	10	10	10
Tennessee		13	43	43	2	2		2	6		13	0		28	51	44.5
Texas	21	20	19		1	1	26		0	16.75	17		64.75	38	38	
Utah	9	15	-	19	0	-	8		-	5	4	9	26	28	-	28
Vermont	3	6	5		4	0	0		6	7.5	9.5		13	18.5	19	20
Virginia	31	29	25	26	0	7.5	9	8	10.5	10.5	11	11	58.5	51	49.5	50.5
Washington	27	29	25	37	9.5	0	0	0	11	13	14	15	44	48	45	52
West Virginia	16	16	16	13	0	0	0	0	3	2	2	2	19	18	18	15
Wisconsin	22	19	19	18	7	4	1	0	10	11	11	10	39	34	34	24
Wyoming	4	4	4	6	0	0	0		5	5	5	9	16	16	15	14
District/Territory																
American Samoa		3	2			0	2			5	2			8	6	
District of Columbia	3	3.4	3		0	0	0		1	1.3	1.3		5	6	6	
Guam						-				-				-		
Northern Marianas	2	2			0	0	-		0	0	-		2	2	-	
Puerto Rico			9				0				2				11	
U.S. Virgin Islands	0.075		0		0		0		0.25		0		2		0	
Records Management Only Programs																
Maryland															6	
Michigan										15.75		16		15.75	13	16
Montana															1.5	
Nebraska															6	
South Dakota												2				2
Tennessee											8	8			8	8
Wisconsin											9				9	

TABLE 33. Staff Changes of 10% or More with Comments

State	Has your staffing level changed significantly (by 10% or more) since the last survey?	If your staff increased or decreased by more than 10%, please provide the number of staff added/eliminated, functional areas affected, and the reason for the increase/decrease.
Alabama	Remained approximately the same	
Alaska	Remained approximately the same	
Arizona	Remained approximately the same	
Arkansas	Remained approximately the same	
California		
Colorado	Remained approximately the same	
Connecticut	Remained approximately the same	
Delaware		
Florida	Decrease in number of FTEs	
Georgia		
Hawaii		
Idaho		
Illinois	Remained approximately the same	
Indiana	Remained approximately the same	
Iowa	Remained approximately the same	
Kansas	Remained approximately the same	
Kentucky	Remained approximately the same	
Louisiana		
Maine	Remained approximately the same	
Maryland		
Massachusetts	Remained approximately the same	

State	Has your staffing level changed significantly (by 10% or more) since the last survey?	If your staff increased or decreased by more than 10%, please provide the number of staff added/eliminated, functional areas affected, and the reason for the increase/decrease.
Michigan	Increase in number of FTEs	We backfilled a position vacated by a retirement in 2020. The new position works in reference, government agency communication, and on SHRAB projects. We also hired a limited-term visiting archivist for our SHRAB board partnership grant.
Minnesota		
Mississippi	Remained approximately the same	
Missouri	Remained approximately the same	
Montana		
Nebraska		
Nevada	Decrease in number of FTEs	Currently, there are three staff vacancies out of the total of five positions in the Records Management Program and one vacancy in the state archives.
New Hampshire	Remained approximately the same	
New Jersey		
New Mexico		
New York	Remained approximately the same	
North Carolina	Remained approximately the same	
North Dakota		
Ohio	Remained approximately the same	
Oklahoma	Remained approximately the same	
Oregon		
Pennsylvania	Remained approximately the same	
Rhode Island	Decrease in number of FTEs	

State	Has your staffing level changed significantly (by 10% or more) since the last survey?	If your staff increased or decreased by more than 10%, please provide the number of staff added/eliminated, functional areas affected, and the reason for the increase/decrease.
South Carolina	Remained approximately the same	
South Dakota	Remained approximately the same	
Tennessee	Remained approximately the same	
Texas		
Utah	Remained approximately the same	
Vermont	Remained approximately the same	
Virginia	Remained approximately the same	
Washington	Remained approximately the same	
West Virginia	Remained approximately the same	
Wisconsin	Decrease in number of FTEs	2 retirements, 2 left the field
Wyoming	Decrease in number of FTEs	
District/Territory		
American Samoa		
District of Columbia		
Guam		
Northern Marianas		
Puerto Rico		
U.S. Virgin Islands		
Records Management Only Programs		
Michigan	Increase in number of FTEs	
South Dakota	Decrease in number of FTEs	1 Staff Retired
Tennessee	Remained approximately the same	

TABLE 34. Staff Pay Increases

State	Has your staff had a pay increase since the FY2020 survey?	Year	Percentage	Was this increase a cost of living increase, a salary increase, and/or a minimum wage increase?
Alabama	Yes	2022	2%	Cost of living increase
Alaska	Yes	FY 2022	5.6%	Cost of living increase
Arizona	Yes	2023	10	Combination of a cost of living increase, salary increase and/or minimum wage increase
Arkansas	No			
California				
Colorado	Yes	2022	3	Cost of living increase
Connecticut	Yes	2021	5-5.5	Combination of a cost of living increase, salary increase and/or minimum wage increase
Delaware				
Florida	Yes	2022	5.38	Combination of a cost of living increase, salary increase and/or minimum wage increase
Georgia				
Hawaii				
Idaho				
Illinois	Yes	2022	2.75-5	Salary increase
Indiana	Yes	2022	5%	Salary increase
Iowa	Yes	2022	1%	Cost of living increase
Kansas	No			
Kentucky				
Louisiana	Yes	2022	2-4	Cost of living increase
Maine	No			
Maryland				
Massachusetts	No			
Michigan	Yes	2022	3%	Salary increase
Minnesota	Yes	2022	3%–20%	Salary increase
Mississippi				
Missouri	Yes	2020; 2022; 2022	1%-5.5%	Combination of a cost of living increase, salary increase and/or minimum wage increase
Montana				
Nebraska				
Nevada	Yes	FY2022	1	Cost of living increase
New Hampshire	Yes	2022	2	Cost of living increase
New Jersey				
New Mexico				

State	Has your staff had a pay increase since the FY2020 survey?	Year	Percentage	Was this increase a cost of living increase, a salary increase, and/or a minimum wage increase?
New York	Yes	2021	3	Combination of a cost of living increase, salary increase and/or minimum wage increase
North Carolina	Yes	fy 22-23	2.5%	Salary increase
North Dakota				
Ohio	Yes	2023		Combination of a cost of living increase, salary increase and/or minimum wage increase
Oklahoma	No			
Oregon				
Pennsylvania	Yes	FY 2021-22	4.75	Combination of a cost of living increase, salary increase and/or minimum wage increase
Rhode Island	No			
South Carolina	Yes	2021	3.0	Cost of living increase
South Dakota	Yes	2022	6	Cost of living increase
Tennessee	Yes	2022	4%	Combination of a cost of living increase, salary increase and/or minimum wage increase
Texas				
Utah	Yes	FY2022	5%	Combination of a cost of living increase, salary increase and/or minimum wage increase
Vermont	Yes	2022	3	Combination of a cost of living increase, salary increase and/or minimum wage increase
Virginia	Yes	2023	5	Salary increase
Washington	Yes	2021	3	Cost of living increase
West Virginia	Yes	2022	5	Salary increase
Wisconsin	Yes	2022	2%	Salary increase
Wyoming				
District/Territory				
American Samoa				
District of Columbia				
Guam				
Northern Marianas				
Puerto Rico				
U.S. Virgin Islands				
Records Management Only Programs				
Michigan	Yes	FY 2022		Cost of living increase
South Dakota	Yes	FY2023	6%	Combination of a cost of living increase, salary increase and/or minimum wage increase
Tennessee	Yes	2022	4-8	Combination of a cost of living increase, salary increase and/or minimum wage increase

TABLE 35. Electronic Records Management Full Time Employees

State	Approximately how many FTEs have some level of responsibility for electronic records management or digital preservation?	What percentage of your program's staff devote some of their time to electronic records management or digital preservation?	What percentage of your program's staff devote all of their time to electronic records management or digital preservation?	For those staff who devote all of their time to electronic records management or digital preservation, how many are...		
				Administrative/ Managerial	Archivist	Other Classifications
Alabama	12	35%	17%	1	4	1
Alaska	9	80%	0%			
Arizona	2.0	7%	14%		1	1
Arkansas	5	25%	9%		2	3
California						
Colorado	4	25%	10%		1	
Connecticut	8.9	75%	0%			
Delaware						
Florida	30	75%	25%	2	3	6
Georgia						
Hawaii						
Idaho						
Illinois	2	2%	2%		1	
Indiana	2	12%	4%	0	1	0
Iowa	.5	5%	0%			
Kansas						
Kentucky	4	80%	60%	1	2	4
Louisiana	17	55%	0%			
Maine	5	35%	7%		1	
Maryland						
Massachusetts	5	18.5%	11%		2	1
Michigan	4.0	25%	0%			
Minnesota						
Mississippi	9	21%	9%	1		3
Missouri	34	100%	0%			
Montana						
Nebraska						
Nevada	3	5%	0%			
New Hampshire	3.0	0.3%	0.3%	0.2	2.8	0
New Jersey						
New Mexico						

State	Approximately how many FTEs have some level of responsibility for electronic records management or digital preservation?	What percentage of your program's staff devote some of their time to electronic records management or digital preservation?	What percentage of your program's staff devote all of their time to electronic records management or digital preservation?	For those staff who devote all of their time to electronic records management or digital preservation, how many are...		
				Administrative/ Managerial	Archivist	Other Classifications
New York	37	50%	5%		2	
North Carolina	24	33%	3%	1	2	
North Dakota						
Ohio	4	50%	12.5%		1	
Oklahoma	4	25%	0%			
Oregon	13	52%	4%			1
Pennsylvania	9	35%	18%	1	3	
Rhode Island	1					
South Carolina	7.0	50.0%	25.0%		5	
South Dakota	5	50%	10%		1	
Tennessee	4	20%	0%			
Texas						
Utah	7	65%	7%		2	
Vermont	16	50%	5%			1
Virginia	8					
Washington	20	38%	8%		4	0
West Virginia	4	25%	0%			
Wisconsin	4	15%	7%	1	1	
Wyoming	14	100%	7%		1	
District/Territory						
American Samoa						
District of Columbia						
Guam						
Northern Marianas						
Puerto Rico						
U.S. Virgin Islands						
Records Management Only Programs						
Michigan	11	65%	29%	1	4	0
South Dakota	1	0%	0%			
Tennessee	5	60%	0%			

TABLE 36. Digital Preservation Integration

State	Is electronic records management and digital preservation functions integrated across multiple job classifications or are these functions specialized in “digital archivist” positions?	If you integrated digital preservation and electronic records management across multiple job classifications, were adjustments to salaries made to account for the additional job duties and needed skill sets?
Alabama	Integrated across multiple job classifications	No
Alaska	Integrated across multiple job classifications	No
Arizona	Specialized in digital archivist or similar positions	
Arkansas	Integrated across multiple job classifications	No
California		
Colorado	Some integrated and some specialized	No
Connecticut	Specialized in digital archivist or similar positions	
Delaware		
Florida	Some integrated and some specialized	No
Georgia		
Hawaii		
Idaho		
Illinois	Specialized in digital archivist or similar positions	
Indiana	Specialized in digital archivist or similar positions	
Iowa	Integrated across multiple job classifications	No
Kansas		
Kentucky	Specialized in digital archivist or similar positions	
Louisiana	Integrated across multiple job classifications	No
Maine	Specialized in digital archivist or similar positions	

State	Is electronic records management and digital preservation functions integrated across multiple job classifications or are these functions specialized in “digital archivist” positions?	If you integrated digital preservation and electronic records management across multiple job classifications, were adjustments to salaries made to account for the additional job duties and needed skill sets?
Maryland		
Massachusetts	Some integrated and some specialized	No
Michigan	Integrated across multiple job classifications	No
Minnesota		
Mississippi	Specialized in digital archivist or similar positions	
Missouri	Integrated across multiple job classifications	Used to increase all salaries when the expectation was applied to all Archivist positions.
Montana		
Nebraska		
Nevada	Integrated across multiple job classifications	No
New Hampshire		
New Jersey		
New Mexico		
New York	Integrated across multiple job classifications	No
North Carolina	Some integrated and some specialized	No
North Dakota		
Ohio	Specialized in digital archivist or similar positions	
Oklahoma	Integrated across multiple job classifications	No
Oregon	Some integrated and some specialized	No
Pennsylvania	Some integrated and some specialized	No

State	Is electronic records management and digital preservation functions integrated across multiple job classifications or are these functions specialized in “digital archivist” positions?	If you integrated digital preservation and electronic records management across multiple job classifications, were adjustments to salaries made to account for the additional job duties and needed skill sets?
Rhode Island	Specialized in digital archivist or similar positions	
South Carolina	Specialized in digital archivist or similar positions	
South Dakota	Specialized in digital archivist or similar positions	
Tennessee	Some integrated and some specialized	No
Texas		
Utah	Some integrated and some specialized	Yes
Vermont	Integrated across multiple job classifications	No
Virginia	Some integrated and some specialized	
Washington	Integrated across multiple job classifications	No
West Virginia	Some integrated and some specialized	No
Wisconsin	Some integrated and some specialized	No
Wyoming	Integrated across multiple job classifications	No
District/Territory		
American Samoa		
District of Columbia		
Guam		
Northern Marianas		
Puerto Rico		
U.S. Virgin Islands		

TABLE 37. Local Government Full Time Employees

State	Approximately how many FTEs have some level of responsibility for local government records?	What percentage of your program's staff devote some of their time to local government records?	What percentage of your program's staff devote all of their time to local government records?	For those staff who devote all of their time to local government records, how many are...		
				Administrative/ Managerial	Archivist	Other Classifications
Alabama	5	14%	0%			
Alaska		40%	0%			
Arizona	10.0	100%				
Arkansas	11	50%	0%			
California						
Colorado	2	50%	0%			
Connecticut	9	83%	0%			
Delaware						
Florida	4	10%	0%			
Georgia						
Hawaii						
Idaho						
Illinois	12	27%	25%		8	
Indiana	1	12%	4%	0	1	0
Iowa	0	0%	0%			
Kansas						
Kentucky	5	100%	100%	1	4	0
Louisiana	14	45%	0%			
Maine	2	14%	0%			
Maryland						
Massachusetts	5	18.5%	4%			1
Michigan	1.0	21%	7%		1.0	
Minnesota						
Mississippi	4	9%	7%	1	2	
Missouri	20 (also included above)	33%	26%	3 (also included above)	10 (also included above)	3 (also included above)
Montana						
Nebraska						
Nevada	1	50%	0%			
New Hampshire	0	0%	0%			
New Jersey						
New Mexico						

State	Approximately how many FTEs have some level of responsibility for local government records?	What percentage of your program's staff devote some of their time to local government records?	What percentage of your program's staff devote all of their time to local government records?	For those staff who devote all of their time to local government records, how many are...		
				Administrative/ Managerial	Archivist	Other Classifications
New York	17	45%	15%		8	
North Carolina	17	24%	0%			
North Dakota						
Ohio	3	37.5%	12.5%		1	
Oklahoma	0	0%	0%			
Oregon	7	30%	0%			
Pennsylvania	3	9%	0%			
Rhode Island	1					
South Carolina	2.0	30.0%	15.0%		2.0	
South Dakota	3	30%	0%			
Tennessee	2	5%	0%			
Texas						
Utah	3	65%	11%	1	2	
Vermont	11	30%	5%			1
Virginia	12	20%	20%	1	10	1
Washington	34	65%	8%		7	1
West Virginia	2	50%	7.5%	1	1	
Wisconsin	2	7%	3.8%	0	1	
Wyoming	14	100%	0%			
District/Territory						
American Samoa						
District of Columbia						
Guam						
Northern Marianas						
Puerto Rico						
U.S. Virgin Islands						
Records Management Only Programs						
Michigan	3	18%	0%			
South Dakota	1	5%				
Tennessee	0	0%	0%			

TABLE 38. Cursive Writing Proficiency

State	Has your staffing level changed significantly (by 10% or more) since the last survey?
Alabama	100%
Alaska	100%
Arizona	86%
Arkansas	30%
California	
Colorado	100%
Connecticut	100%
Delaware	
Florida	99%
Georgia	
Hawaii	
Idaho	
Illinois	100%
Indiana	
Iowa	100%

State	Has your staffing level changed significantly (by 10% or more) since the last survey?
Kansas	
Kentucky	90%
Louisiana	100%
Maine	100%
Maryland	
Massachusetts	100%
Michigan	100%
Minnesota	
Mississippi	100%
Missouri	100%
Montana	
Nebraska	
Nevada	100%
New Hampshire	80%
New Jersey	

State	Has your staffing level changed significantly (by 10% or more) since the last survey?
New Mexico	
New York	100%
North Carolina	hopefully all the archivists
North Dakota	
Ohio	100%
Oklahoma	100%
Oregon	
Pennsylvania	100%
Rhode Island	All
South Carolina	100%
South Dakota	100%
Tennessee	100%
Texas	
Utah	90%
Vermont	100%

State	Has your staffing level changed significantly (by 10% or more) since the last survey?
Virginia	100%
West Virginia	100%
Wisconsin	80%
Wyoming	100%
District/Territory	
American Samoa	
District of Columbia	
Guam	
Puerto Rico	
Northern Marianas Islands	
US Virgin Islands	

TABLE 39A. Titles and Salary Ranges

State	Administrator/Manager/Supervisor (including deputy director, department head)			Archivist			Electronic Records/Digital Preservation			Conservationist			Records Management			Clerical/Support Staff			Other Staff		
	Title	Annual salary range (low end)	Annual salary range (high end)	Title	Annual salary range (low end)	Annual salary range (high end)	Title	Annual salary range (low end)	Annual salary range (high end)	Title	Annual salary range (low end)	Annual salary range (high end)	Title	Annual salary range (low end)	Annual salary range (high end)	Title	Annual salary range (low end)	Annual salary range (high end)	Title	Annual salary range (low end)	Annual salary range (high end)
Alabama	Division Director, Archivist Coordinator, Accounting Manager	\$42,103.20	\$111,667.20	Archivist, Senior Archivist	\$34,737.60	\$60,746.40	Archivist, Senior Archivist	\$34,737.60	\$60,746.40				Professional Trainee, Archivist, Senior Archivist	\$33,694.77	\$60,746.40	Accountant, Personnel Assistant III, Senior Accountant	\$45,981.60	\$89,479.20	Public Information Specialist, IT Systems Specialist, IT Technician Senior	\$35,804.43	\$93,921.60
Alaska				Archivist II, Archivist III	\$71,727	\$81,827							Records Analyst I/II, Records Analyst III, State Records Manager	\$65,501	\$87,485	Library Assistant I, Administrative Assistant III	\$56,071	\$70,200	Microfilm/Imaging Op., Microfilm/Imaging Operator I, Microfilm/Imaging Operator II	\$68,095	
Arizona	Deputy State Archivist	\$63,000		Archivist, Archives Technician, Reference Archivist	\$41,000	\$52,000	Electronic Records Archivist, Digital Records Specialist	\$43,000	\$57,000	Conservator	\$56,000	\$56,000	Records Analyst	\$51,000	\$53,000	Administrative Assistant, Records Specialist	\$39,000	\$44,000	Building Maintenance Specialist, Operations Assistant	\$35,000	\$43,000
Arkansas	Curator, Archival Manager	\$45,975	\$51,029	Archivist, Archival Assistant	\$36,154	\$40,721	Archival manager, Archivist	\$40,721	\$46,457	Assistant (conservation)	\$34,000	\$36,000				Administrative Specialist	\$40,565				
California																					
Colorado	Archival Collections Supervisor, Research Room Supervisor	\$54,895	\$71,611	Archivist II	\$47,952	\$50,096	Archivist II	\$55,000					Archivist II	\$50,096	\$60,026	Administrative Assistant II, Materials Handler II	\$40,647	\$43,929			
Connecticut	Public Records Administrator, Assistant State Archivist	\$96,230	\$112,021	Government Records Archivist	\$83,711	\$83,711	Digital Records Archivist	\$94,488	\$94,488	N/A			Electronic Records Archivist, Field Archivist	\$73,138	\$94,204	Secretary, Library Technical Assistant, Library Aide	\$31,537	\$60,176	Material Storage Supervisor, Storekeeper	\$45,992	\$61,835
Delaware																					
Florida	Archivist Supervisor II	\$48,952.00	\$49,494.84	Archivist I, Archivist II, Archivist III	\$31,200.00	\$48,454.56	Archivist Sup. II-Florida Memory/Digital Programs, Archivist III, Archivist II, Archives Historian, others OPS (various hourly employees)	\$31,200.00	\$66,129.00				Records Center Manager, Records Analyst (and other titles) Records Specialist	\$31,200.00	\$52,409.52	Administrative Assistant IOPS (various hourly employees)	\$31,200.00	\$32,878.56			
Georgia																					
Hawaii																					
Idaho																					
Illinois	Chief Deputy, Managerial Assistant II, Archival Program Administrator, Executive Assistant III	\$48,144	\$120,000	Sr Records Archivist, Records Archivist, Records Archivist Intern	\$25,932	\$88,308				Senior Archival Conservator, Archival Conservator	\$37,500	\$88,308	Senior Records Archivist, Records Archivist	\$38,400	\$88,308	Administrative Clerk	\$37,500	\$68,616	Private Secretary I, Microfilm Lab Tech/Imaging Tech, Transportation Specialist	\$37,080	\$75,612
Indiana	Deputy Director of Archives, Deputy Director of Records Management, Director of Imaging and Micrographics Lab, Director of State Records Center	\$40,054	\$61,448	Archivist	\$44,158	\$55,595	Electronic Records Archivist	\$47,520	\$47,520	Conservator	\$46,234	\$46,234	Records Mngt Liaison/ Program Director 1, State Records Analyst/Program Director 2, Records Analyst 3	\$32,000	\$48,171	Clerical Assistant, Imaging and Microfilm Technician, Stores Clerk 2, /Records Control Technician	\$27,742	\$36,209	Program Director 2, Program Director 4, Program Director 5	\$28,540	\$35,000
Iowa				Gov't Records Archivist, Gov't Records Archivist, Library Resources Technician	\$50,000	\$75,000															
Kansas																					
Kentucky	Public Records Branch Manager, Administrative Section Supervisor, Archives Center or Research Room Supervisor	\$39,969	\$90,000	Archivist I	\$30,585	\$34,327	Archivist I, Micrographics Quality Assurance Specialist	\$30,585	\$51,269				Resource Management Analyst, Archives & Records Regional Administrator	\$34,684	\$62,033	Administrative Specialist I, Administrative Specialist II, Administrative Specialist III	\$24,820	\$31,250	Property Officer I, Systems Analyst III	\$20,886	\$47,114
Louisiana	Archives Manager (AS619), Archives Supervisor (AS617), Executive Staff Officer (AS616), Facilities Maintenance Manager (WS219)	\$42,370	\$102,170	Archives Specialist A/B/C (AS612, AS613, AS615)	\$32,323	\$77,958				Archives Supervisor (AS617) Archives Specialist A/B/C (AS612, AS613, AS615)	\$32,323	\$89,253	Archives Sup. (AS617) Archives Specialist A/B/C (AS612, AS613, AS615)	\$32,323	\$89,253	Administrative Coordinator 1/2/3/4	\$17,264	\$50,877	Maintenance Foreman	\$37,398	\$67,080

State	Administrator/Manager/Supervisor (including deputy director, department head)			Archivist			Electronic Records/Digital Preservation			Conservationist			Records Management			Clerical/Support Staff			Other Staff		
	Title	Annual salary range (low end)	Annual salary range (high end)	Title	Annual salary range (low end)	Annual salary range (high end)	Title	Annual salary range (low end)	Annual salary range (high end)	Title	Annual salary range (low end)	Annual salary range (high end)	Title	Annual salary range (low end)	Annual salary range (high end)	Title	Annual salary range (low end)	Annual salary range (high end)	Title	Annual salary range (low end)	Annual salary range (high end)
Maine				Archivist III, Archivist II, Archivist I	\$32,400	\$62,000	Digital Archivist	\$45,800	\$62,000				Management Analyst II, Management Analyst I, Inventory and Property Associate II	\$32,600	\$61,300	Office Associate II	\$31,700	\$43,800	Archives Imaging Specialist	\$43,400	\$58,500
Maryland																					
Massachusetts	Curator, Head of Reference Services	\$65,000	\$57,000	Reference Archivist, Processing Archivist, Accessions Archivist	\$51,000	\$39,500	Digital Archivist, Assistant Archivist	\$63,000	\$43,000				Records Management Assistant	\$39,000	\$39,000	Reference Intern, Digital Intern, Processing Intern	\$32,000	\$32,000	Records Center Asst Scanning Supervisor, Scanning Technician	\$66,000	\$44,000
Michigan	Collections Manager, Services Manager	\$56,950	\$86,320	Archivist, Senior Archivist	\$48,110	\$76,502										Departmental Technician	\$41,724	\$63,856	Education Specialist	\$50,315	\$68,868
Minnesota																					
Mississippi	Section Head	\$55,000	\$74,000	Cultural Resources Specialist	\$35,000	\$53,000	IT Manager, Systems Specialist, Cultural Resources Specialist	\$40,000	\$74,000				Cultural Resources Specialist, Warehouse Associate	\$32,000	\$54,300						
Missouri	Local Records Director, Records Management Director, Reference Services Manager, Administrative Archivist	\$49,404	\$68,772	Supervising Archivist, Field Archivist, Archivist	\$42,492	\$47,352				Conservator, Conservator Technician	\$37,776	\$43,248	Sr. Records Analyst, Imaging Manager; Records Center Manager, Records Analysts	\$42,492	\$46,908	Administrative Aid III, Archives Technicians, Imaging Technician; Record Center Technicians	\$33,000	\$37,728	Principle Assistant for Boards and Commissions, Research Analysts	\$35,880	\$44,820
Montana																					
Nebraska																					
Nevada	State Archives Manager	\$56,522	\$84,229	Archivist II	\$47,669	\$70,428	N/A			N/A			State Records Manager	\$56,522	\$84,229	Administrative Assistant II, Supply Technician II	\$34,305	\$49,652	Imaging Preservation Services Supervisor	\$47,669	\$70,428
New Hampshire													State Records Manager	\$54,000	\$58,000	Records Clerk 2	\$30,000	\$35,000			
New Jersey																					
New Mexico																					
New York	Archives and Records Mgmt. Specialist 5	\$93,192	\$117,800	Archives and Records Management Specialist 2,3,4	\$61,270	\$114,393	Archives and Records Management Specialist 2 and 3	\$61,270	\$100,342	Archives Conservation Specialist 3	\$79,325	\$100,342	Archives and Records Management Specialist 2,3,4	\$61,270	\$114,393	Office Assistant 1 and 2, Manager of warehouse operations	\$36,232	\$68,630	Historic Conservation Technician, Administrative Assistant	\$50,425	\$85,138
North Carolina	Archives Manager, Archives Supervisor	\$43,500	\$102,015	Archivist I, Archivist II, Archivist III	\$34,084	\$69,048	Archivist III, Librarian I	\$39,456	\$72,500	History Museum Curator II, Museum Technician II	\$29,443	\$59,646	Archivist II	\$35,788	\$62,628	Administrative Specialist I, Administrative Supervisor, Administrative Associate II	\$26,705	\$62,628	Library Technician, Photographer, Multimedia Technician I	\$28,041	\$51,525
North Dakota																					
Ohio	State Archivist	\$55,577		Government Records Archivist	\$37,440		Electronic Records Archivist	\$45,760													
Oklahoma	Administrative Archivist	\$40,829	\$74,853	Archivist & Records Management Specialist, III, Archivist & Records Management Specialist, II, Archivist & Records Management Specialist, I	\$27,827	\$67,437										Administrative Technician	\$23,030	\$34,611			
Oregon																					
Pennsylvania	Archivist IV, Archivist III, Administrative Officer II	\$54,181	\$107,305	Archivist I, Archivist III	\$47,472	\$82,387	Archivist II	\$54,181	\$82,387				Archivist I, Archivist II	\$47,472	\$82,387	Clerical Assistant II, Clerical Assistant III, Administrative Assistant	\$32,978	\$63,179	Project Manager 3, Facility Manager 2	\$61,868	\$139,815
Rhode Island																					
South Carolina	Archival Supervisor	\$48,000	\$70,000	Archivist IV, Archivist III	\$35,000	\$45,000	Electronic Records Archivist	\$35,000	\$48,000	Conservation Archivist	\$35,000	\$40,000	Records Analyst	\$330,000	\$42,000						
South Dakota				Archivist	\$43,033	\$53,726	Archivist	\$43,033	\$53,726										Librarian, Program Assistant I	\$39,108	\$53,726
Tennessee	Director of Archival Collection Services, Director of Preservation and Digital Services, Archivist 3 Supervisor	\$58,848	\$110,532	Archivist 1 Archivist 2	\$38,472	\$64,620	Archivist 2—Electronic Records	\$40,382	\$64,620	Conservation Manager (Senior Conservator), Conservation Technician	\$40,000	\$78,552	NANANA			Archival Assistant, Education Specialist, Administrative Services Assistant	\$31,212	\$48,216			
Texas																					
Utah	Assistant Director	\$65,000	\$96,200	Archivist	\$36,000	\$585,000	Electronic Records Archivist	\$58,400	\$62,000				Records and Information Management Consultants	\$36,900	\$58,500	Office Manager	\$36,900	\$58,500	Archival Technician	\$23,900	\$42,200

State	Administrator/Manager/Supervisor (including deputy director, department head)			Archivist			Electronic Records/Digital Preservation			Conservationist			Records Management			Clerical/Support Staff			Other Staff		
	Title	Annual salary range (low end)	Annual salary range (high end)	Title	Annual salary range (low end)	Annual salary range (high end)	Title	Annual salary range (low end)	Annual salary range (high end)	Title	Annual salary range (low end)	Annual salary range (high end)	Title	Annual salary range (low end)	Annual salary range (high end)	Title	Annual salary range (low end)	Annual salary range (high end)	Title	Annual salary range (low end)	Annual salary range (high end)
Vermont	Administrative Services Directors (Levels I–II), Records and Information Management Specialist (Level IV), Records and Information Management Specialist IV	\$84,032	\$89,731													Records and Information Mngt Technicians (Levels I–III), Administrative Services Coordinators (Levels I–V)	\$44,179	\$65,874	Records and Information Management Specialists (Levels I–III)	\$58,635	\$67,350
Virginia	State Archivist, Local Records Program Manager	\$84,253	\$120,750	Local Records Archivist, Reference Archivist, State Records Archivist	\$42,000	\$86,827	Digital Archives Coordinator, Digital Collections Specialist	\$48,550	\$63,799	Conservator	\$76,446		Records and Info Management Analyst	\$50,000	\$70,770	Administrative Assistant, Document Destruction Technician	\$35,770	\$47,714	Education and Outreach Manager, Community Outreach Specialist	\$42,077	\$70,173
Washington	Deputy State Archivist, Regional Branch Manager	\$79,000	\$109,000	Branch Archivist, Research Archivist, Acquisitions Archivist	\$52,000	\$81,000	Digital Archivist, Digital Assistant Archivist	\$65,000	\$85,000				Records Manager, Records Consultant	\$52,000	\$100,000	Administrative Assistant	\$50,000	\$60,000	Warehouse Operator, Imaging Specialist, Outreach Coordinator	\$36,000	\$89,000
West Virginia	Archivist II	\$38,150	\$70,500	Archivist 1 Cultural Program Specialist	\$29,000	\$59,800	Historian 1	\$30,500	\$56,400				Archivist II, Cultural Program Specialist	\$29,000	\$70,500	Secretary 2	\$26,330	\$48,175	Library Assistant, Librarian 1	\$29,000	\$63,380
Wisconsin	Historical Society Manager	\$85,000	\$120,000	Archivist	\$52,000	\$65,000	Electronic records archivist	\$55,000	\$60,000	vacant			Records Management Specialist, Records Center Supervisor, Inventory Control	\$50,000	\$85,000						
Wyoming	Records Management Supervisor	\$52,080	\$89,812	Records & Data Management Specialist II	\$48,636	\$75,212	Records & Data Management Specialist II	\$48,636	\$75,212				Records & Data Management Specialist I, Records & Data Management Clerk I	\$31,212	\$62,988	Office Support Specialist I	\$31,212	\$48,264	Scanning Technician	\$31,212	\$48,264
District/Territory																					
American Samoa																					
District of Columbia																					
Guam																					
Northern Marianas																					
Puerto Rico																					
U.S. Virgin Islands																					
Records Management Program Only																					
Michigan	Records Center Supervisor (Department Manager 13)												Records Analyst (Department Analyst 9-11), Records Specialist (Department Specialist 12-13)								
South Dakota	Commissioner, Deputy Commissioner												Document Scanner Operator								
Tennessee	Information Governance Manager, Administrative Services Manager	\$59,000	\$72,000										Records Analyst 3, Records Analyst 3	\$40,000	\$51,000	Storekeeper 1, Storekeeper 2	\$36,000	\$43,000			

TABLE 39B. Program Director Salary Range and Tenure

State	Title	Annual salary	Year hired or appointed to position	State Archivist (if different from Director of reporting program)	Annual salary	Year hired or appointed to position
Alabama	Director	\$152,736.80	2012			
Alaska	Director, State Librarian	\$141,136	2016	State Archivist	\$109,041	2017
Arizona	State Archivist-Archives and Records Management Branch Administrator	\$75,000	2021			
Arkansas	State Historian	\$74,804	2020			
California						
Colorado	State Archivist	\$97,556	2016			
Connecticut	State Librarian	\$150,389	2021	State Archivist	\$102,609	2014
Delaware						
Florida	State Archivist / Chief, Bureau of Archives and Records Management	\$67,295.64	2017			
Georgia						
Hawaii						
Idaho						
Illinois	Director	\$120,000	2014	State Archivist/ Secretary of State	\$156,000	1999
Indiana	Executive Director	\$92,276	2018			
Iowa				State Archivist / Library & Archives Bureau Chief	\$99,000	2014
Kansas						
Kentucky	Commissioner/State Librarian/State Archivist	\$90,000	2017			
Louisiana	State Archivist & Director	\$97,282	2019			
Maine	Director of Archives Services and Records Management	\$92,000	2014	State Archivist	\$110,000	2020
Maryland						
Massachusetts	Executive Director	\$91,000	2009	Archivist of the Commonwealth	\$74,000	1996
Michigan	State Archivist	\$119,827	2005			
Minnesota						
Mississippi	Division Director	\$85,000	2016			
Missouri	Director of Records Services/State Archivist	\$102,048	2007			
Montana						
Nebraska						
Nevada	Administrator	\$110,000	2021	State Archivist/Deputy Administrator for Archives and Records	\$96,632	2022
New Hampshire	State Archivist/Director	\$84,000	2010			
New Jersey						

State	Title	Annual salary	Year hired or appointed to position	State Archivist (if different from Director of reporting program)	Annual salary	Year hired or appointed to position
New Mexico						
New York	State Archivist	\$182,556	2015			
North Carolina	State Archives and Records Administrator	\$131,243	2012			
North Dakota						
Ohio	State Archivist		2010			
Oklahoma	Director, State Librarian and State Archivist	\$98,000	2022			
Oregon						
Pennsylvania	State Archivist & Director	\$152,275	2014			
Rhode Island	State Archivist & Public Records Administrator	\$94,419	2017			
South Carolina	Deputy Director for Archives and Records Mangement	\$93,000	2009			
South Dakota	State Archivist	\$67,470	2004			
Tennessee	State Librarian and Archivist	\$132,000.00	2022	Assistant State Archivist	\$93,600.00	2019
Texas						
Utah	Director and State Archivist	\$111,000	2018			
Vermont	State Archivist and Chief Records Officer; Division Director	\$116,981	2012			
Virginia	Interim State Archivist	\$120,750	2021			
Washington	State Archivist	\$146,000	2022			
West Virginia	State Archivist/State Historian	\$54,000	2022			
Wisconsin	Administrator	\$120,000	October 2022	State Archivist & Director of Acquisitions	\$90,000	2022
Wyoming	State Archivist	\$75,612	2021			
District/Territory						
American Samoa						
District of Columbia						
Guam						
Northern Marianas						
Puerto Rico						
U.S. Virgin Islands						
Records Management Only Programs						
Michigan	State Records Manager (State Administrative Manager 15)		2010			
South Dakota	Records Manager	\$65,695	2006			
Tennessee	Director	\$110,000	2012			

TABLE 40. Non-Electronic Archival Holdings of State/Territorial Archives

State	Unit of measurement	Total, all archival holdings	State/territorial government records	Local government records	Non-governmental records
Alabama	cubic feet	71,482	49,125	1,954	20,402
Alaska	cubic feet	24,283	24,283	0	1
Arizona	containers	382,011	18,969	14,711	4,521
Arkansas	linear feet	56,600	not tabulated	not tabulated	not tabulated
California					
Colorado	linear feet	circa 80,000			
Connecticut	cubic feet	49,605	40,962	4,168	3,408
Delaware					
Florida	cubic feet	50,366	46,106	976	3,284
Georgia					
Hawaii					
Idaho					
Illinois	cubic feet	86,000	75,000	11,000	0
Indiana	cubic feet	126,876	115,128	11,196	552
Iowa					
Kansas					
Kentucky	cubic feet	129,049	108,457	20,592	3
Louisiana	cubic feet	82,200			
Maine	linear feet	46,842	46,560	7	275
Maryland	cubic feet	404,872			
Massachusetts	cubic feet	31,117	29,417	1,700	
Michigan					
Minnesota					
Mississippi					
Missouri	cubic feet	53,036	50,608	2,189	239
Montana					
Nebraska					
Nevada	linear feet	390,491	390,491	0	0
New Hampshire					

State	Unit of measurement	Total, all archival holdings	State/territorial government records	Local government records	Non-governmental records
New Jersey					
New Mexico					
New York	cubic feet	143,977	143,877	100	0
North Carolina	cubic feet	98,913	72,550		26,663
North Dakota					
Ohio	linear feet	40,105	31,453	4,904	3,748
Oklahoma	cubic feet	47,759	47,759	0	0
Oregon					
Pennsylvania	cubic feet	71,775	don't track	don't track	don't track
Rhode Island	linear feet	28,624			
South Carolina	cubic feet	32,639	24,016	8,353	270
South Dakota	cubic feet	25,251			
Tennessee	cubic feet	41,394			
Texas					
Utah					
Vermont	cubic feet	17,211	17,167	44	0
Virginia	cubic feet	85,592	52,275	29,077	6,240
Washington	cubic feet	240,875	100,743	138,661	1,471
West Virginia	linear feet	28,097	11,500	4,164	12,433
Wisconsin	cubic feet	1,117	45,685	22,424	53,007
Wyoming	cubic feet	54,875	25,231	27,998	1,645
District/Territory					
American Samoa					
District of Columbia	cubic feet	281,109			
Guam					
Northern Marianas					
Puerto Rico					
U.S. Virgin Islands					

TABLE 41. Total Volume of All Electronic Records held by State/Territorial Archives in FY2020

State	Unit of measurement	Total, all electronic archival holdings	State/territorial government records	Local government records	Non-governmental records	Total number of digital objects, not including disaster recovery, backup and/or other security copies.
Alabama	gigabytes	6323.61	5254.5	0	1069.11	2,287,575
Alaska	gigabytes	44,473,404,940	44,473,404,940	0	0	5,019,816
Arizona	gigabytes	8000	7956		44	97,000,0000
Arkansas						
California						
Colorado	terabytes	964				298,615
Connecticut	terabytes	10	8	0	2	240
Delaware						
Florida	gigabytes	2,110.9843	1,498.34	500.44	112	Not available
Georgia						
Hawaii						
Idaho						
Illinois	gigabytes	0	0	0	0	0
Indiana	gigabytes	118248.2	110477.2	7530	41	Unknown
Iowa						
Kansas						
Kentucky	terabytes	4.79	4.79	0.000363		1330866
Louisiana						We've only just begun using Preservica, so don't currently have numbers to report.
Maine	gigabytes	195	192	0		
Maryland	gigabytes	167,936				Unknown
Massachusetts	gigabytes	41	41			982399
Michigan						
Minnesota						
Mississippi						
Missouri	gigabytes	13005	7706	4153		not available
Montana						
Nebraska						
Nevada	gigabytes	41	41	0		41 gigabytes
New Hampshire						

State	Unit of measurement	Total, all electronic archival holdings	State/territorial government records	Local government records	Non-governmental records	Total number of digital objects, not including disaster recovery, backup and/or other security copies.
New Jersey						
New Mexico						
New York	terabytes	8 tb	8tb	0		ca. 30 million
North Carolina	gigabytes	86655.804	65002.407	2270.148		765 digital bags (each with multiple folders with multiple items)-we manage at the bag level
North Dakota						
Ohio	terabytes	4.3	4.3	0		approximately 1 million
Oklahoma	terabytes	18	16	0		
Oregon						
Pennsylvania	gigabytes	80966	don't track	don't track		we measure by gigabyte not by digital object
Rhode Island		4,544.52				993,922
South Carolina	megabytes	1276489	1217339	55292		981000 files (1.24 TB)
South Dakota	gigabytes	32,567	20,328			2,410,000
Tennessee	terabytes	33.673	18.508	7.75		333405
Texas						395,760
Utah						70,161,960
Vermont	gigabytes		10649	10637	12	242424723
Virginia	terabytes		152			8,215,000
Washington	gigabytes		17628	81684	94596	27942208
West Virginia	gigabytes		34,848	12,385	5,569	5,222,812
Wisconsin	terabytes		169.3	3.8	53.4	395,760
Wyoming	gigabytes		14945.43	2045.69	7391.76	70,161,960
District/Territory						
American Samoa						
District of Columbia						2,568
Guam						
Northern Marianas						
Puerto Rico						
U.S. Virgin Islands						

TABLE 42. Percentage of Non-Electronic Records that are Not Accessible Due to Insufficient Processing

State	Total, all archival holdings	State/territorial government records	Local government records	Non-governmental records
Alabama	11.8%	4.8%	0%	30%
Alaska	12.5%	12.5%	0%	0%
Arizona	42%	16%	17%	8%
Arkansas	20%	10%	5%	5%
California				
Colorado	10%			
Connecticut	6%	2%	2%	2%
Delaware				
Florida	0.5%	0.49%	0%	0.01%
Georgia				
Hawaii				
Idaho				
Illinois	7%	5%	2%	0%
Indiana	0%	0%	0%	0%
Iowa				
Kansas				
Kentucky	1%	1%	1%	1%
Louisiana	20%			
Maine	0%	0%	0%	0%

State	Total, all archival holdings	State/territorial government records	Local government records	Non-governmental records
Maryland	0%			
Massachusetts	10%	10%		
Michigan				
Minnesota				
Mississippi				
Missouri	0%	0%	0%	0%
Montana				
Nebraska				
Nevada	75%	75%	0%	0%
New Hampshire				
New Jersey				
New Mexico				
New York	0%	0%	0%	0%
North Carolina		0%	0%	10%
North Dakota				
Ohio	25%	27%	10%	23%
Oklahoma	12%	12%	0%	0%
Oregon				
Pennsylvania	0%	0%	0%	0%

State	Total, all archival holdings	State/territorial government records	Local government records	Non-governmental records
Rhode Island	1%			
South Carolina	0%	0%	0%	0%
South Dakota	8%			
Tennessee	38%			
Texas				
Utah				
Vermont	0%	0%	0%	0%
Virginia	41%	37%	46%	48%
Washington	1%	1%	1%	0%
West Virginia	2.65%	4.05%	3.17%	1.19%
Wisconsin	10%			
Wyoming	0%	0%	0%	5%
District/Territory				
American Samoa				
District of Columbia				
Guam				
Northern Marianas				
Puerto Rico				
U.S. Virgin Islands				

TABLE 43. Percentage of Electronic Records that are Not Accessible Due to Insufficient Processing

State	Total, all archival holdings	State/territorial government records	Local government records	Non-governmental records
Alabama	75.12%	58.2%	0%	16.9%
Alaska	4%	4%	1%	0%
Arizona	55%	55%		
Arkansas	5%	5%		
California				
Colorado				
Connecticut	90%			
Delaware				
Florida	0.00001%	0.00001%	0%	0%
Georgia				
Hawaii				
Idaho				
Illinois	0%	0%	0%	0%
Indiana	0%	0%	0%	0%
Iowa				
Kansas				
Kentucky	26%	26%	0%	0%
Louisiana				
Maine	100%	100%	100%	100%

State	Total, all archival holdings	State/territorial government records	Local government records	Non-governmental records
Maryland	0%			
Massachusetts	29%	29%		
Michigan				
Minnesota				
Mississippi				
Missouri	0%	0%	0%	0%
Montana				
Nebraska				
Nevada	95%	95%	0%	0%
New Hampshire				
New Jersey				
New Mexico				
New York	0%	0%	0%	0%
North Carolina	0%	0%	0%	0%
North Dakota				
Ohio	92%	92%		
Oklahoma	90%	90%	0%	0%
Oregon				
Pennsylvania	5%			

State	Total, all archival holdings	State/territorial government records	Local government records	Non-governmental records
Rhode Island	0%			
South Carolina	0%	0%	0%	0%
South Dakota	25%	14%		11%
Tennessee	30%			
Texas				
Utah				
Vermont	0%	0%	0%	0%
Virginia				
Washington	59%	39%	77%	0%
West Virginia	70%			
Wisconsin	79%	81%	100%	60%
Wyoming	35%	48%	17%	20%
District/Territory				
American Samoa				
District of Columbia				
Guam				
Northern Marianas				
Puerto Rico				
U.S. Virgin Islands				

TABLE 44. Factors Seen as Hindering Access to Physical and Digital Records

State	What factors do you see as hindering access to physical and digital records?
Alabama	Electronic records require more processing, staff pulled into non-processing projects, large backlog
Alaska	Lack of staff, Alaska specific disparate population centers, low travel budgets, funding, & advocacy
Arizona	Need for review/redaction
Arkansas	cost of storage and platform fees, departmental IT policies and staff time shortages.
California	
Colorado	We are still developing cataloging and preservation infrastructure.
Connecticut	Lack of staffing especially for digital records; lack physical storage capacity; FOI exemptions; con
Delaware	
Florida	Insufficient staffing Insufficient funding for an adequate electronic records infrastructure
Georgia	
Hawaii	
Idaho	
Illinois	For physical records it comes down to manpower. For digital records, it comes down to technology

State	What factors do you see as hindering access to physical and digital records?
Indiana	Software; lack of processing
Iowa	
Kansas	
Kentucky	Lacking consistent staffing to process the backlog.
Louisiana	Primary factors are understaffing in relevant areas, and very recent investment in Preservica
Maine	
Maryland	Insufficient intellectual control, lack of software or hardware
Massachusetts	Staffing and resources.
Michigan	
Minnesota	
Mississippi	
Missouri	All records are accessible. Backlog of fully processed records compounded by the needs of eRecords.
Montana	
Nebraska	
Nevada	Lack of infrastructure; difficulties with the Enterprise Information Technology Services.

State	What factors do you see as hindering access to physical and digital records?
New Hampshire	
New Jersey	
New Mexico	
New York	
North Carolina	PII co-mingling, lack of intellectual control for donations of private collections
North Dakota	
Ohio	
Oklahoma	Not enough staff and insufficient budget.
Oregon	
Pennsylvania	Lack of preservation system and access system for digital records.
Rhode Island	Our biggest barrier to access is obsolescence of hardware for viewing certain record formats such as
South Carolina	
South Dakota	We have substantial backlog and lack the staff size to increase the processing rate.
Tennessee	Insufficient number of full-time processing staff
Texas	

State	What factors do you see as hindering access to physical and digital records?
Utah	
Vermont	Political block by appointed State CIO to deploy file analyses tools for digital records.
Virginia	Staffing, funding, & the insane volume of erecs from govs office
Washington	Technological problems that will be fixed within the next year
West Virginia	Most digital records are not viewable online but are available through staff.
Wisconsin	Complex digital formats such as email which do not have procedures and tools in place to process
Wyoming	The time/staff to digitize physical records and publish them online.
District/Territory	
American Samoa	
District of Columbia	Staffing
Guam	
Northern Marianas	
Puerto Rico	
U.S. Virgin Islands	

TABLE 45. Volume of Records Arranged and Described in FY 2022 to the Series Level or Lower

State	Total volume	Unit of measurement	Which comprise additions to this many series
Alabama	491.58	cubic feet	181
Alaska	100.66	cubic feet	14
Arizona			
Arkansas	120	linear feet	not tabulated.
Colorado			
Connecticut	0		
Delaware	30	cubic feet	3
Florida			
Georgia	285.35	cubic feet	423 (covering paper AND electronic)
Hawaii			
Idaho			
Illinois			
Indiana	50	cubic feet	19
Iowa	503	cubic feet	

State	Total volume	Unit of measurement	Which comprise additions to this many series
Kansas			
Kentucky			
Louisiana	27.6	cubic feet	18
Maine	Not currently measured	cubic feet	
Maryland	125	linear feet	10
Massachusetts	4,262	cubic feet	210
Michigan	1191	cubic feet	19
Minnesota			
Mississippi			
Missouri			
Montana	669	cubic feet	not tracked
Nebraska			
Nevada			
New Hampshire	297	linear feet	

State	Total volume	Unit of measurement	Which comprise additions to this many series
New Jersey			
New Mexico			
New York			
North Carolina	2264	cubic feet	190
North Dakota	2389.29	cubic feet	
Ohio			
Oklahoma	40	linear feet	15
Oregon	6.5	cubic feet	
Pennsylvania			
Rhode Island	1427	cubic feet	89
South Carolina	270.01	cubic feet	17
South Dakota	261	cubic feet	
Tennessee	344.08	cubic feet	1,221
Texas	521.48	cubic feet	

State	Total volume	Unit of measurement	Which comprise additions to this many series
Utah			
Vermont	113	cubic feet	12
Virginia	1814.84	cubic feet	
Washington	2044	cubic feet	
West Virginia	689.5	linear feet	N/A
Wisconsin			
Wyoming	332.76	cubic feet	71
District/Territory			
American Samoa			
District of Columbia			
Guam			
Northern Marianas			
Puerto Rico			
U.S. Virgin Islands			

TABLE 46. Volume of Electronic Records Arranged and Described in FY2022 to the Series Level or Lower

State	Total volume	Unit of measurement	Which comprise additions to this many series	Count of Digital Objects
Alabama	7.74	gigabytes	159	2,847
Alaska	159.7	gigabytes	N/A	N/A
Arizona	22	gigabytes	7	40,000
Arkansas	Not tabulated.	N/A	N/A	N/A
California	0			
Colorado	0			
Connecticut	1.27	gigabytes	2 record groups	N/A
Delaware				
Florida	FY 2021-2022	gigabytes	Not available—but why “additions”—could be new series	Not available
Georgia				
Hawaii				
Idaho				
Illinois	0		0	0
Indiana	473.49	gigabytes	13	379,646
Iowa				
Kansas				
Kentucky		gigabytes		3,672
Louisiana	Not currently measured			

State	Total volume	Unit of measurement	Which comprise additions to this many series	Count of Digital Objects
Maine	1.02	gigabytes	1	8
Maryland				
Massachusetts	1515	gigabytes	5 (3 accruals)	160,735
Michigan				
Minnesota				
Mississippi				
Missouri	.15	gigabytes	1	not tracked
Montana				
Nebraska				
Nevada	0		0	0
New Hampshire				
New Jersey				
New Mexico				
New York	240	gigabytes	16	1,000
North Carolina	4963.092	gigabytes		
North Dakota				
Ohio	205.5	gigabytes	17	98,456
Oklahoma				
Oregon				
Pennsylvania	170	objects	2	170

State	Total volume	Unit of measurement	Which comprise additions to this many series	Count of Digital Objects
Rhode Island			43	78,799
South Carolina	1.18	terabytes		984,777 files
South Dakota	568	gigabytes	7	
Tennessee				
Texas				
Utah				
Vermont	7,920	gigabytes	n/a	11,645
Virginia				
Washington	6,144	gigabyte		4,587,000
West Virginia	13	gigabytes		
Wisconsin	79.01	gigabytes	27	28,890
Wyoming	212.52	gigabytes	688	3,164
District/Territory				
American Samoa				
District of Columbia	18	gigabytes	1	2,599
Guam				
Northern Marianas				
Puerto Rico				
U.S. Virgin Islands				

TABLE 47. Reparative Description

State	Is your archives engaged in any activities to investigate or engage in reparative or conscientious cataloging or descriptive practices?		If yes, please describe your current activities.
	Yes	No	
Alabama	Yes		Staff have attended webinars presented by other institutions on their practices and have drafted guidelines for processing archivists. Catalogers are applying reparative description to older catalog records as they are brought to their attention and implementing it to new records.
Alaska		No	
Arizona		No	
Arkansas		No	
Colorado			
Connecticut		No	
Delaware	Yes		Staff is participating in workshops, webinars, and other training resources related to social justice both during and outside of work hours. This includes the Cultural Competency work groups. The State Archivist has recommended that the agency form a standing committee to look at the agency's descriptive access points to identify issues surrounding pejorative terminology. Our NHPRC sponsored grant project, Uncovering Hidden Resources in New Haven Court Records, 1700-1855 is utilizing conscientious descriptive practices as part of the effort to make records concerning African American and Indigenous history, as well as other traditionally excluded voices. We are also engaging in reparative language for specific collections as we become aware of descriptive issues. Two staff members also sit on the SHRAB board and are participating in the development of a workshop on reparative language.
Florida			
Georgia	Yes		1) Investigating literature, following developments, and planning to develop internal policies. 2) Discussing need to be aware and describing with that awareness until more specific policies developed and implemented.
Hawaii			
Idaho			
Illinois			
Indiana	Yes		We are going through our subject headings and have assessed on descriptions.
Iowa		No	
Kansas			
Kentucky			
Louisiana	Yes		We have a metadata bias committee that works to develop policies on corrective cataloging/description and will perform an internal audit.
Maine		No	

State	Is your archives engaged in any activities to investigate or engage in reparative or conscientious cataloging or descriptive practices?		If yes, please describe your current activities.
	Yes	No	
Maryland	Yes		We are working within ArchiveSpace and Digital Maine
Massachusetts	Yes		We are engaged in the early phases of a project to establish reparative cataloging practices. The base of this project is a stated commitment to practicing inclusiveness to all people in our descriptions, catalogs, finding aids, and websites. This commitment has been communicated to the public via a published statement, available on the MSA website and circulated to the Archives' email subscribers, which includes a request for feedback from the public. Next we started a survey of professional literature on best practices for description targeted at improving approachability and access for communities that have been traditionally marginalized, underheard, and/or underserved by archives. MSA hired a graduate student intern for Summer 2022 who engaged in a literature survey as a one of their projects; a summary of this work will be completed over the winter break. We anticipate and look forward to continuing this important work.
Michigan	Yes		The Archives has engaged in conscious editing and reparative descriptive practices through crafting a harmful language statement that explains and contextualizes the use of outdated and offensive terminology that may be present in some records accessible to the public. The process of drafting the statement included all Archives staff and was codified through a policy document, which will be reviewed on an annual basis. The harmful language statement is now published on all web locations where researchers may find archival holdings, including the Archives' Digital Repository and Collection Guides online. Additionally, three Archives staff (processing, reference, and digital) participated in CoSA's multi-part Cultural Competency trainings. This topic remains an ongoing priority for the Archives.
Minnesota			
Mississippi			
Missouri			
Montana			
Nebraska			
Nevada	Yes		Reading literature. Contacting vendors.
New Hampshire			
New Jersey			
New Mexico			
New York	Yes		Diversity, equity and inclusion team formed to develop descriptive guidelines, make recommendations for public access resources, guide staff development and guide outreach.
North Carolina	Yes		Conscious Description Team: drafting guidelines, documenting internal processes (language, cataloging, warning language for patrons for items with sensitive content)

State	Is your archives engaged in any activities to investigate or engage in reparative or conscientious cataloging or descriptive practices?		If yes, please describe your current activities.
	Yes	No	
North Dakota			
Ohio	Yes		Staff reviewed our cataloging practices and how they could be more inclusive and representative.
Oklahoma	Yes		Metadata clean-up, discussion of reprocessing legacy collections for reparative description, and participating in related training.
Oregon			
Pennsylvania	Yes		Disclaimers to all finding aids and digital image display with insensitive terms/language Rewriting certain groups and series description to adjust to more of today's cultural standards.
Rhode Island	Yes		Staff have been participating in various trainings, completed a Harmful Content disclaimer and are working towards a plan to proof our catalogue entries for potentially outdated/harmful descriptions.
South Carolina		No	
South Dakota		No	
Tennessee		No	
Texas			
Utah			
Vermont		No	
Virginia	Yes		We have a cross-departmental committee that conducting research on our legacy descriptions, developing new standards, and trying to figure out how to address existing issues.
Washington		No	
West Virginia		No	
Wisconsin		No	
Wyoming	Yes		The WSA is crafting a statement on harmful language to be added to our website and online resources. We have also identified a number of collections and database entries to be reevaluated and possibly redescribed.
District/Territory			
American Samoa			
District of Columbia			
Guam			
Puerto Rico			
Northern Marianas Islands			
US Virgin Islands			

TABLE 48. Percentage of Descriptions of Archival Holdings Available Online

State	On agency's own website	Through OCLC	Through a statewide or regional network	Other sources	URLs and explanations of "Other sources" or statewide/regional networks
Alabama	88%	80%	0%	0%	
Alaska	96.3%	0%	1%	0%	Statewide: VILDA https://vilda.alaska.edu/ Other Sources: https://www.familysearch.org/en/
Arizona			10%		Arizona Archives Online: http://azarchivesonline.org/xtf/search
Arkansas	70%	30%			
California					
Colorado	80%				
Connecticut	80%	0%	75%	0%	
Delaware					
Florida	100%				
Georgia					
Hawaii					
Idaho					
Illinois	95%	95%	0%	0%	
Indiana	100%				
Iowa					
Kansas					
Kentucky	5%	65%	0%	9%	Kentucky State Digital Archives (https://kdla.access.preservica.com/welcome/) and Archive-It
Louisiana	90%				
Maine	100%	0%	100%	0%	http://ursus.maine.edu/

State	On agency's own website	Through OCLC	Through a statewide or regional network	Other sources	URLs and explanations of "Other sources" or statewide/regional networks
Maryland	100%				Agency website— http://guide.msa.maryland.gov/
Massachusetts	90%	90%		90%	sec.state.ma.us/arc/colguides.htm
Michigan					
Minnesota					
Mississippi					
Missouri	35%	0%	0%	0%	
Montana					
Nebraska					
Nevada	2%	2%	2%	2%	Our Digital Portal www.nsla.nv.gov
New Hampshire					
New Jersey					
New Mexico					
New York	100%	100%			
North Carolina	80%	0%	2%	5%	
North Dakota					
Ohio	75%	75%		1%	www.ohiomemory.org
Oklahoma					
Oregon					
Pennsylvania	97%	57%	57%		OCLC: https://www.statelibrary.pa.gov , PHMC: https://gencat6.eloquent-systems.com/webcat/request/Do
Rhode Island				100%	

State	On agency's own website	Through OCLC	Through a statewide or regional network	Other sources	URLs and explanations of "Other sources" or statewide/regional networks
South Carolina	100%				https://scdah.sc.gov/research-and-genealogy/online-research
South Dakota	30%	16%			
Tennessee	70%	60%			
Texas					
Utah					
Vermont	100%				
Virginia	100%				https://arvasarchive.org/ if materials are publicly available, they are described to various extents
Washington	100%	0%	0%	0%	
West Virginia	90%				
Wisconsin					EAD: https://digicoll.library.wisc.edu/wiarchives/ContentDM : https://content.wisconsinhistory.org/
Wyoming	20%	20%	0%	85%	http://micrographics.state.wy.us/index.aspx ; http://spsrphotocollection.wyo.gov/luna/servlet
District/Territory					
American Samoa					
District of Columbia	1%	0%			
Guam					
Northern Marianas					
Puerto Rico					
U.S. Virgin Islands					

TABLE 49. Non-Electronic Archival Holdings Accessed by State/Territorial Archives in FY2022

State	Unit of measurement	Total, all archival holdings	State/territorial government records	Local government records	Non-governmental records
Alabama	cubic feet	330.36	232.59	0	97.77
Alaska	cubic feet	24283.43	100.66	N/A	N/A
Arizona	containers	935	425	476	34
Arkansas	cubic feet	190	10	100	15
California					
Colorado					
Connecticut	cubic feet	257	240.5	16.5	0
Delaware					
Florida	cubic feet	246.85	189.9	0.35	56.6
Georgia					
Hawaii					
Idaho					
Illinois	cubic feet	360	350	10	0
Indiana	cubic feet	2076			
Iowa					
Kansas					
Kentucky	cubic feet	140.9	134.3	6.6	0
Louisiana	cubic feet	1875			
Maine					

State	Unit of measurement	Total, all archival holdings	State/territorial government records	Local government records	Non-governmental records
Maryland	cubic feet	4,262			
Massachusetts	cubic feet	1191	1181	10	
Michigan					
Minnesota					
Mississippi					
Missouri	cubic feet	795	439	300	34
Montana					
Nebraska					
Nevada	linear feet	297	297	0	0
New Hampshire					
New Jersey					
New Mexico					
New York	cubic feet	1953	1953	0	0
North Carolina	cubic feet	1798.658	1181.58	456.59	160.488
North Dakota					
Ohio	linear feet	627	613	14	0
Oklahoma	cubic feet	37	37	0	0
Oregon					
Pennsylvania	cubic feet	616.25	581.8	don't track	34.45

State	Unit of measurement	Total, all archival holdings	State/territorial government records	Local government records	Non-governmental records
Rhode Island	cubic feet	270.01			
South Carolina	cubic feet	435			
South Dakota	cubic feet	334.65	323.8		10.85
Tennessee	cubic feet	483			
Texas					
Utah					
Vermont	cubic feet	117	117	0	0
Virginia	cubic feet	1,856 cu ft	1,285 cu ft	536 cu ft	35 cu ft
Washington	cubic feet	3992	2437	1492	63
West Virginia	linear feet	689.5	3	486	202.5
Wisconsin	cubic feet	1368.3	401.4	518.3	448.6
Wyoming	linear feet	357.07	92.35	235.1	29.62
District/Territory					
American Samoa					
District of Columbia					
Guam					
Northern Marianas					
Puerto Rico					
U.S. Virgin Islands					

TABLE 50. Electronic Records Accessioned by State/Territorial Archives during FY2022

State	Unit of measurement	Total, all electronic archival holdings	State/territorial government records	Local government records	Non-governmental records
Alabama	gigabytes	840.66	447.9	0	392.76
Alaska	gigabytes	0	0	0	0
Arizona	gigabytes	22	22		
Arkansas		negligible			
California					
Colorado					
Connecticut	N/A			0	0
Delaware					
Florida	gigabytes	511.12	Not available in this format	500.44	10.68
Georgia					
Hawaii					
Idaho					
Illinois		0	0	0	0
Indiana	gigabytes	4200	4200	0	0
Iowa					
Kansas					
Kentucky	gigabytes	43.85	43.85		
Louisiana		Not yet accepting electronic records			

State	Unit of measurement	Total, all electronic archival holdings	State/territorial government records	Local government records	Non-governmental records
Maine					
Maryland	gigabytes	6,212			
Massachusetts	gigabytes	805	805		
Michigan					
Minnesota					
Mississippi					
Missouri	gigabytes	2	2		
Montana					
Nebraska					
Nevada	gigabytes	14.369	14.369	0	0
New Hampshire					
New Jersey					
New Mexico					
New York	digital objects	7730	7730		
North Carolina	gigabytes	4,989.55	4963	.092	26.458
North Dakota					
Ohio	gigabytes	31.6	31.6	0	0
Oklahoma	N/A	0	0	0	0
Oregon					
Pennsylvania	gigabytes	467.89	467.89	0	0

State	Unit of measurement	Total, all electronic archival holdings	State/territorial government records	Local government records	Non-governmental records
Rhode Island	terabytes	1	1		
South Carolina	terabytes	1.0			
South Dakota	gigabytes	554			554
Tennessee	gigabytes	2433.86	2423.87	0	9.99
Texas					
Utah	gigabytes	7,920	7918	2	0
Vermont	gigabytes	6035.147	6018.96		16.187
Virginia	gigabytes	6852	4280	2571	0
Washington	gigabytes	13			
West Virginia	gigabytes	77.7	19.2	0	58.5
Wisconsin	gigabytes	852.82	143	6	143
Wyoming	gigabytes	7,920	7918	2	0
District/Territory					
American Samoa					
District of Columbia					
Guam					
Northern Marianas					
Puerto Rico					
U.S. Virgin Islands					

Record Center Holdings

TABLE 51. Record Centers

State	Does your institution have an active Records Center?	Is there a chargeback or other fee structure for your records center storage?	What is your fee/charge structure?	How much do you estimate that you save your state or territory by providing this service rather than the state/territory utilizing third-party vendors?	How many agencies, local government departments or other records creating groups does your records center work with annually?
Alabama	Yes	Yes	We charge government agencies for each box stored at the Records Center.	\$49,000 per month, \$588,000 per year	48
Alaska	Yes	No		\$6,566	7
Arizona	No				
Arkansas	No				
California					
Colorado	No				
Connecticut	Yes	No		\$104,805	30
Delaware					
Florida	Yes	Yes	Paper records charged per box for accessioning, monthly storage, and withdrawal or destruction. Electronic physical media (tapes, cartridges, drives, etc.) charged by each shelf rented.	Don't know vendor costs. Office cost avoidance = \$94.56 c.f. x 145,195 c.f. stored = \$13,729,639.20	154
Georgia					
Hawaii					
Idaho					
Illinois	Yes	No			131
Indiana	Yes	No			26
Iowa					
Kansas					
Kentucky	Yes	Yes	Fee charged per cubic foot per month. Agencies are billed quarterly.	we save the state over \$200,000	142
Louisiana	Yes	Yes	Flat fee for intake, storage and disposal of records. All records must be in cubic foot storage boxes.	\$100 per box, approx. \$60,000 per year	Between 80-100 (only state agencies may use the Records Center)
Maine	Yes	No		Over \$100,000	Over 100
Maryland	Yes	Yes	42 cents per box per month	This has not been quantitatively assessed.	At least 37 State agencies, up to 24 county governments, about 15 municipalities
Massachusetts	No				
Michigan					
Minnesota	No				
Mississippi					
Missouri	Yes	No		\$1,095,569	443
Montana					
Nebraska					
Nevada	Yes	No			
New Hampshire					
New Jersey					
New Mexico					
New York	Yes	Yes	\$2.90 per container per year. Containers include individually stored reels of microfilm.	\$6 million	57
North Carolina	Yes	No		\$715,299.84	165
North Dakota					
Ohio	No				
Oklahoma	Yes	Yes	\$0.30 cents per cubic foot box per month. No retrieval fees.	This has not been calculated.	27 state agencies in FY 22
Oregon	Yes	Yes	\$4.16 per box for a year. Structure is SRC budget divided by # of boxes at the SRC times # of agency boxes at the SRC.	N/A	

State	Does your institution have an active Records Center?	Is there a chargeback or other fee structure for your records center storage?	What is your fee/charge structure?	How much do you estimate that you save your state or territory by providing this service rather than the state/territory utilizing third-party vendors?	How many agencies, local government departments or other records creating groups does your records center work with annually?
Pennsylvania	No				36
Rhode Island					
South Carolina	Yes	No		1.2 million dollars	20
South Dakota	Yes	Yes	Quarterly charge per box. Box storage fee is reviewed quarterly and adjusted when needed.	\$161,000	
Tennessee	Yes	Yes	Based on cubic feet stored. There is a fee per month for both the vendor charges and the divisional charges. We utilize our own staff and vehicles to fulfill deliveries to and from the records center. For a full schedule of fees please send me an email.		
Texas				I believe we save money by providing a central contract for all agencies to utilize. The state previously had its own records center at a significantly higher cost. Please contact me if you are interested in discussing the details.	
Utah				\$589,775	
Vermont	Yes	No		Hard to estimate. Our prices are about the same as privates; but privates add extra fees LVA doesn't	300
Virginia	Yes	Yes	.40 per cubic foot per month; other fees for destruction, retrievals, some transportation. https://www.lva.virginia.gov/agencies/records/documents/SRCfees2017.pdf	Annually \$2.3M when compared to office space	We currently service approximately 200+ state and local agencies.
Washington	Yes	Yes	35% of total portion of revolving fund appropriation is divided by number of boxes in the Records Center to calculate annual box storage cost that is charged to each state agency by boxes stored		91
West Virginia	No			No data available	
Wisconsin	Yes	Yes	The SRC charges storage fees per box monthly, and a fee for all box retrieval requests	Because we don't know what the fee structure is we cannot answer this.	80
Wyoming	Yes	Yes	The fee structure is determined by the office of Administration and Information. We are not privy to what they charge agencies for us to house their records.		approximately 300
District/Territory					
American Samoa					
District of Columbia	Yes	No			90
Guam					
Northern Marianas					
Puerto Rico	No				
U.S. Virgin Islands	No				
Records Management Only Programs					
Michigan	Yes	Yes	Expenses for the records center operations, retention schedule development and records management training are distributed to departments based on the storage and retrieval activities of the Records Center from the previous year through the Statewide Cost Allocation Plan.	Approximately \$510,000	33 departments, 1008 business units
South Dakota	No				15
Tennessee	No				54

TABLE 52. Non-Electronic Records Center Holdings (cubic feet)

State	Total, all records center holdings	State/territorial government records	Local government records	Non-governmental records
Alabama	50,385	48,885	1,500	0
Alaska	912	823	89	0
Arizona				
Arkansas				
California				
Colorado				
Connecticut	54,969	54,969	0	0
Delaware				
Florida	145,195 (includes 144,618 c.f. boxes and 577 non-standard-size boxes)	Not available	Not available	0
Georgia				
Hawaii				
Idaho				
Illinois	125,000	125,000	0	0
Indiana	123,376	123,376	0	0
Iowa				
Kansas				
Kentucky	257,130	257,130	0	0
Louisiana	45,000	45,000	0	0
Maine	70,000	50,000	0	20,000

State	Total, all records center holdings	State/territorial government records	Local government records	Non-governmental records
Maryland	152,218	152,218	0	0
Massachusetts				
Michigan				
Minnesota				
Mississippi				
Missouri	424,052	424,052	0	0
Montana				
Nebraska				
Nevada				
New Hampshire				
New Jersey				
New Mexico				
New York	296,000	296,000	0	0
North Carolina	124,184	123,120	1,064	
North Dakota				
Ohio				
Oklahoma	36,959	36,959	0	0
Oregon				
Pennsylvania	227,364	227,364	0	0
Rhode Island				
South Carolina	57,517	57,517	0	0

State	Total, all records center holdings	State/territorial government records	Local government records	Non-governmental records
South Dakota				
Tennessee				
Texas				
Utah				
Vermont	93,929	93,382	547	0
Virginia	150,000			
Washington	350,238	350,238	0	0
West Virginia				
Wisconsin	265,000	176,000	89,000	N/A
Wyoming	39,329	39,329		
District/Territory				
American Samoa				
District of Columbia	115,023			
Guam				
Northern Marianas				
Puerto Rico				
U.S. Virgin Islands				
Records Management Only Programs				
Michigan	327,046	327,046	0	0
South Dakota		7,210	0	0
Tennessee	194,000	194,000	0	0

TABLE 53. Trends in Records Center holdings since FY2006

Year	Total volume of paper and non-electronic records*	State/Territorial Government records	Local government records	Non-governmental records	Security Microfilm
2006	6,047,979	5,784,447	85,160	178,372	Not reported
2010	5,214,501	4,960,906	27,315	9,561	216,371
2012	7,145,493	6,758,037	22,628	100	371,631
2014	5,160,194	4,944,850	26,450	0	188,894
2016	6,941,844	5,539,017	55,615	10,471	1,336,741
2018	5,043,574	3,401,500	169,974.40	13,429	Not reported
2020	4,086,295	3,334,175	108,525	1,848	Not reported
2022	3,724,826	3,209,618	92,200	20,000	Not reported

*As reported, not calculated

TABLE 54. Electronic Records Center holdings

State	Does your records center provide storage of electronic records?	Unit of measurement	Total, all records center holdings	State/territorial government records	Local government records	Non-governmental records	Count of digital objects
Alabama	No						
Alaska	No						
Arizona							
Arkansas							
California							
Colorado							
Connecticut	No						
Delaware							
Florida	Yes	Not available	Not available	Not available	Not available	Not available	Not available
Georgia							
Hawaii							
Idaho							
Illinois	No						
Indiana	No						
Iowa							
Kansas							
Kentucky	No						
Louisiana	No						
Maine	No						
Maryland	No						
Massachusetts							
Michigan							
Minnesota							
Mississippi							
Missouri	No						
Montana							
Nebraska							
Nevada	No						
New Hampshire							
New Jersey							
New Mexico							

State	Does your records center provide storage of electronic records?	Unit of measurement	Total, all records center holdings	State/territorial government records	Local government records	Non-governmental records	Count of digital objects
New York	No						
North Carolina	No						
North Dakota							
Ohio							
Oklahoma	No						
Oregon							
Pennsylvania	No						
Rhode Island							
South Carolina	No						
South Dakota							
Tennessee							
Texas							
Utah							
Vermont	No						
Virginia	No						
Washington	No						
West Virginia							
Wisconsin	No						
Wyoming	No						
District/Territory							
American Samoa							
District of Columbia							
Guam							
Northern Marianas							
Puerto Rico							
U.S. Virgin Islands							
Records Management Only Programs							
Michigan	Yes	terabyte	24.5	24.5	0	0	37,202,053
South Dakota	No						
Tennessee	No						

TABLE 55. Record Center Retrievals and Disposals

State	Box retrievals complete last year	File retrievals complete last year	Cubic feet of records disposed of last year
Alabama		12437	516
Alaska	0		0
Arizona			
Arkansas			
California			
Colorado			
Connecticut	2043	N/A	6,906
Delaware			
Florida	TOTAL 11,681 (paper records 5,867 + microfilm 5,814)	Cannot break out paper by box/folder)681	13,403
Georgia			
Hawaii			
Idaho			
Illinois	401		3,361
Indiana	10274		23,280
Iowa			
Kansas			
Kentucky		16,296	4,355
Louisiana	10		3,060
Maine	100	2000	3,276
Maryland	3,330 file folders and/or boxes		15,996
Massachusetts			

State	Box retrievals complete last year	File retrievals complete last year	Cubic feet of records disposed of last year
Michigan			
Minnesota			
Mississippi	33336	23423	
Missouri			20,669
Montana			
Nebraska			
Nevada		4128	
New Hampshire			
New Jersey			
New Mexico			
New York	8717	0	16,014
North Carolina	2217		500
North Dakota			
Ohio			
Oklahoma	Not collected	Not collected	1,963.5
Oregon			
Pennsylvania	11625	included in number above	10,442
Rhode Island			
South Carolina		5584	13,534
South Dakota			
Tennessee			

State	Box retrievals complete last year	File retrievals complete last year	Cubic feet of records disposed of last year
Texas			
Utah			
Vermont	Not tracked separately	6,066	3,538
Virginia	3778 over all (files & boxes—we don't split them out)		4,763
Washington	6,818	15,080	11,935
West Virginia			
Wisconsin	7,153	3,082	16,500
Wyoming	approximately 300	713	4,032
District/Territory			
American Samoa			
District of Columbia			
Guam			
Northern Marianas			
Puerto Rico			
U.S. Virgin Islands			
Records Management Only Programs			
Maryland	10,256	13,399	19,524
Michigan	697 total retrievals (boxes & files) & 722 total refiles (boxes & files)		1,831
Montana	9,000	0	25,000

TABLE 56. COVID Impacts

State	Did your facility experience any COVID-19 related closures after the initial closures in 2020?	If yes, please describe the circumstances and length of any closure(s).	What lasting impacts do you see COVID-19 having on your Reference programs. Please include any impacts to digitization of materials, new ways of interacting with researchers, changes you have made to your public access spaces, etc.
Alabama	No		During 2020 our reference room was open by appointment only. Once we reopened we discontinued our appointment process, but began to use our appointment booking form as a template to create a research consultation form. Researchers can now request a consultation with a reference archivist before their visit, and receive guidance parking, security protocols, potential collections of interest, etc. We have also continued to offer virtual programming options which have proven to be quite popular.
Alaska	Yes	Alaska State Archives closed again in Nov. 2020 after being reopened in the summer/fall of 2020. We were closed until Dec. 15th when staff returned to the building via Gov. order.	Due to the isolation of our repository to begin with, we were not impacted much by in-person visits declining. When state agency staff were sent home, we found an increase in reference requests from state employees, particularly from Department of Law. One staff member stayed in the building to service these reference requests and spent 90% of their time scanning records to be responsive to requests. The budget for our entire Division is heavily dependent on tourism dollars brought in by the State Museum. Because the Division was closed to the public and staff, and no tourists came to town, we lost revenue to pay for building utilities, other fees and staff salaries, particularly for those positions funded totally by receipts. The State Museum exhibit staff constructed sneeze guards for all public reference and security desks, which are still in place. Self-service equipment, such as microfilm readers, were moved out of research spaces and not moved back due to low activity. When the State Archives reopened to the public, it was by appointment only. Upper management staff are now more amenable to accepting appointments instead of being open for walk-in researchers full time, and there are periods of low staffing where we can make the case for "by appointment only" now.
Arizona	No		Before COVID we had public hours that matched the standard office hours. We transitioned to an appointment system for public access. To offset the change, we implemented enhanced research services. In this model, the archivists will do the research and the public only comes in when the research request is too onerous or time-consuming for our staff to fulfill.
Arkansas	Yes	After three month initial closure the ASA reopened, first by appointment then daily without appointment on slightly reduced hours.	Decreased in-person reference/research demand has been balanced by increase in remote queries of all kinds. WE have also shifted staff time toward digitization of large collections, made available through our digital collections platform (bepress). Changes to public spaces: more generous spacing has been retained; we have continued the slightly truncated hours (including closing at mid-day for lunch and sanitization). Sneeze guards remain between microfilm readers
California	Yes	There was one public closure due to an abundance of caution in 2021. Facility operations and public services did not have any closures.	COVID 19 gave the reference services program space to implement new tools, include Microsoft Teams, that were scheduled to be implemented pre-pandemic. Because staff were teleworking for a substantial period of time, new communication tools and modalities were able to be implemented That allowed for the implementation of remote reference work, completion of backlog projects, Digitization projects.
Colorado	No		We are now open for in-person visits by appointment only—no unscheduled walk-ins. Our building is still locked to the public, so no customer can just pop in whenever. We use an online scheduling tool to help schedule our appointments; this has turned into a permanent change and has worked well. Most of our staff is still working a hybrid work schedule with some days working in-office and some days working remotely—this is also now a permanent change and has allowed projects like indexing/transcribing materials to progress much faster, which will eventually help staff turn around requests much faster.
Connecticut	No		We expect that there will be fewer on-site visits due to the significant increase in on-line resources such as Ancestry and Family Search. This has led to an increased expectation for materials to be available on-line. Therefore, the Library has increased our in-house scanning capabilities with the purchase of two new book scanners. Scanned library and archival materials are made available through the State Library's name space within the Connecticut Digital Archive https://ctdigitalarchive.org/islandora/object/30002%3Acs1 The pandemic sped up the adoption of new technologies which has impacted archival and records management workflows both positively and negatively.

State	Did your facility experience any COVID-19 related closures after the initial closures in 2020?	If yes, please describe the circumstances and length of any closure(s).	What lasting impacts do you see COVID-19 having on your Reference programs. Please include any impacts to digitization of materials, new ways of interacting with researchers, changes you have made to your public access spaces, etc.
Delaware			
Florida	No		Researchers have greater expectations that we will conduct extensive research for them as we did when the facility was closed. While we do somewhat more than we used to, we do not have staffing to do that much research with the facility open, which does not please some researchers started taking COVID-closure research services for granted. We were already scanning for many requests, but the COVID closure made scanning and electronic delivery even more of a regular practice.
Georgia			
Hawaii			
Idaho			
Illinois	Yes	We closed the reference room from March 17, 2020 to May 31, 2020. After that, we did appointments only for at least a year. Our regional archives facilities were closed to the public longer than that. They are located on 7 university campuses and those schools had stricter public access procedures. They are now back open to the public. While closed, our reference staff was able to work from home but our other staffs (conservation lab, records management and micrographics) did not work from home. Most of our records center staff also worked from home, although the supervisor came in at least once a week to handle record retrievals. Senior staff at Archives came in from 1 to all 5 days a week.	Really not that much. The only real lasting impact was we are better prepared to work from home if the situation happens again.
Indiana	No		We are open to the public again and are not requiring appointments; however, we have found that researchers are more likely to make appointments post-COVID, and this allows us to be more efficient with reference requests. Due to the decrease in walk-in visitors, we no longer require an archivist to sit at the reference desk at all times.
Iowa	No		Added an appointment and collection retrieval prior to a patron arrival features to our service model. Prior to the start of the pandemic, our Research Center was closed and undergoing renovation, so our service delivery to patrons onsite was already disrupted significantly. Efforts around increased digitization and transformation to how we interacted with researchers remotely was already ongoing in March 2020 for many years prior to the start of the pandemic.
Kansas			
Kentucky	No		We remain on shortened hours for on-site visitors. Our off-site reference request numbers are still higher than pre-pandemic. State Records Center pick up services have resumed but the building remains closed to walk-in traffic.
Louisiana	No		There is an increased desire to improve online access to collection materials, hence the need to improve on the productivity of digitization. Appointments were required during COVID as staff had to limit the number of patrons in the facility. Appointments to review archival collection materials was a positive in that it allowed staff advance notice of the patron's visit and enabled efficiencies in pulling the records for viewing.
Maine	No		We were not closed after the 2020 pandemic but have restricted our patron visits to appointment only and space our patrons out in the Research Room. We are striving to put as much of our holdings online so that they are accessible to the public for those that are fearful of interacting with staff due to COVID. We have reduced the number of patrons in our Research Room. Many of our Board meetings are now done via Zoom to reduce the number of people in our facility.

State	Did your facility experience any COVID-19 related closures after the initial closures in 2020?	If yes, please describe the circumstances and length of any closure(s).	What lasting impacts do you see COVID-19 having on your Reference programs. Please include any impacts to digitization of materials, new ways of interacting with researchers, changes you have made to your public access spaces, etc.
Maryland	No		There have been several lasting impacts from COVID processes to our reference program at the Maryland State Archives. First, the agency has decided to keep the appointments process that we began to enforce social distancing and control numbers of guests visiting concurrently. Staff found that this process also greatly increased the service given to customers, by providing a longer consultation period to meet research needs, the ability to retrieve requested materials in advance, and to call for materials held at off site storage facilities by courier. Now guests can either walk in or make an appointment to best meet their needs, but we encourage them to contact us in advance so we can provide them the most efficient, in-depth service. Second, the agency has further enhanced access to digital materials online. While access to digitized records has been a priority at the agency for 30 years, our imaging, reference, appraisal and information technology staff all worked together to make greater access to scanned materials that were 100 years or older. Staff focused on most used record series such as birth, death, marriage and probate records to make it more possible for guests to perform their research remotely. This prioritization of imaging and creating public access to digitized materials online via our electronic document reader program, PageViewer, is continuing. Finally, staff spent time focusing on updating and streamlining finding aids and training materials online, including YouTube training videos. This year we plan to replace our tables in our research room with flat, rectangular tables, as opposed to the circular tables currently in place. While this is not specifically due to the pandemic, we believe it will help in future instances by having patrons all facing the same way rather than facing each other for social distancing.
Massachusetts	No		We have increased remote reference activity with more requests for assistance in accessing digital records. To that end, we are attempting to make more material accessible remotely by digitizing our microfilm and print resources for those unable to visit us in person.
Michigan	No		We are back to pre-COVID day to day reference operations but are likely to continue to offer remote or hybrid options for programs.
Minnesota	Yes		
Mississippi	No		
Missouri	No		Although there is current evidence of reference staff meeting pent up demand for on-site research, long-term COVID-19 restrictions have accelerated the expectations for reliable instant online access to information. This will cause future declines in onsite research while online usage will continue to expand exponentially when high demand records are made available.
Montana			
Nebraska			
Nevada	No		We have seen a steep decline in our in-person visits. Our processing and accessioning stopped completely as I was the only one in the office to handle reference requests.
New Hampshire			
New Jersey			
New Mexico			
New York	Yes	Our public research room was closed to the public until May 2021. After that date, access returned to our normal hours.	COVID-19 greatly expanded our capacity to serve researchers through digital delivery. This occurred via two means: First, we used the time that staff worked at home to significantly increase container-level descriptions of our holdings. These descriptions are fully accessible and searchable through our online, EAD compliant finding aids. This greater detail enables researchers to request more specific records, facilitating retrieval and digitization and ultimately digital delivery. We are able to take credit cards for payment, which allows us to have a complete transaction for remote customers.
North Carolina	Yes	January 3-15, 2022 the search room closed due to high volume of delta variant of COVID-19 in local community.	Most visitors will be patrons who cannot access or efficiently conduct research remotely because the records are not available in digital/online format. Other visitors will be patrons who prefer to conduct research in person because they prefer accessing the original records or unaware the records are accessible in digital format. We are already doing most reference via email, and I expect we will move to some form of basic reference chat.
North Dakota			
Ohio	No		Researchers need to schedule an appointment to visit the archives. Staff work with researchers to identify the collections and materials they need prior to their visit so the items can be paged ahead of time.
Oklahoma	No		We encourage researchers to make appointments and review any finding aids in advance of their research visit.
Oregon			
Pennsylvania	Yes	From March 16, 2020-June 30, 2022; reopened in July 2021 by Appointment only, fully opened in April 2022	Still have glass guards in place around reference desk. We put more emphasis on digitization for patrons.
Rhode Island	Yes	Following the surge in the Delta variant we returned to an appointment only structure for several months.	Increased interest in digitization projects and increased focus internally on digitization of highly requested content. Continuing to allow walk ins, but leave the appointment form live on our website to encourage researchers to make an appointment for a smoother, more efficient day of visit with materials pulled prior to their arrival.

State	Did your facility experience any COVID-19 related closures after the initial closures in 2020?	If yes, please describe the circumstances and length of any closure(s).	What lasting impacts do you see COVID-19 having on your Reference programs. Please include any impacts to digitization of materials, new ways of interacting with researchers, changes you have made to your public access spaces, etc.
South Carolina	No		We posted a three minute video on our website about what to expect when researching at the Archives. We also posted on our website an updated edition of Sources for African American Genealogical Research at the SC Department of Archives and History.
South Dakota	No		
Tennessee	No		We continue to serve more patrons through our chat feature than through in-person visits to the research room.
Texas			
Utah			
Vermont	Yes	Limited services provided for 11 weeks (March-June). We had all staff back working onsite as of June 15, 2020.	We are not seeing as many onsite researchers but onsite research has been steadily increasing.
Virginia	No		I think staff have become a bit more open to doing more "work" for remote users since during the height of the pandemic people weren't visiting us in person. Not that we have a lot of visitors now (not like the oooooold days) but the pandemic permitted people to break out of their old way of thinking about how they work, embrace virtual opportunities, have more flexibility when it comes to helping people or trying new things (like helping with virtual/digital tasks not normally in their job duties).
Washington	Yes	Initially closed for 3 months with limited staff coming in and completing research requests via email and US Mail After initial 3 months we had 2 months of in-person by appointment only so we could limit visitors At conclusion of 2 month appointment only schedule we opened with no restrictions though we continued to try and ensure any appointments did not fill research room	Of course now everyone REALLY wants documents scanned and sent to them. We discussed trying video appointments but staff decided against it. COVID did not impact our digitization efforts. We briefly discussed video appointments with researchers but have not committed to that practice. We are planning on using smaller tables in a new research room to separate folks, better for security and better for close contact avoidance. There have been no changes made to the current research room, though in designing for a new building we have decreased table size from 8 researchers down to 2 per table.
West Virginia	Yes	From March 2020-June 2020, staff were not permitted in the building and worked entirely from home. From June 2020-April 2021, staff worked staggered schedules in the building and from home and permitted patrons to visit the library by appointment only.	Due to building closure and changed schedules, we have experienced fewer patrons coming into our library. We have expanded our social media outreach programs, which have allowed us to reach more people.
Wisconsin	Yes	We closed to the public again Nov. 2020 through February 2021	Increased request for digitization, researchers do not see the need to travel. Use of Zoom for reference interviews.
Wyoming	Yes	The WSA closed its facilities to on-site researchers for 6 weeks at the direction of the Governor's Office. During this time, a small, strategically placed staff remained on-site to field and fulfill requests received through email, fax and phone. The remaining staff worked remotely. Once reopened, appointments were not required of researchers.	During the closure, our public spaces were re-evaluated with an eye to spreading out researchers within the space. Following the reopening, it was decided that these changes were improvements to how the space functioned and would remain indefinitely. Remote staff used their time to encode finding aids to be added to RMOA, increasing remote access to the collections. Unfortunately, later in 2020 ROMA was shuttered, but those EADs were repurposed and updated when we began work on our ArchivesSpace instance. Digitization project priorities changed slightly to reflect the needs we were seeing, but remained on track.
American Samoa			
District of Columbia			
Guam			
Northern Marianas			
Puerto Rico			
U.S. Virgin Islands			
Records Management Only Programs			
Michigan	No		More agencies are scanning their paper records and using our electronic document
South Dakota	No		
Tennessee	No		

TABLE 57. Reference Interactions

State	How many in-person/on-site visits were served by staff in FY2022?	How many remote/off-site requests were served during FY2022?			
		Total requests via postal mail	Total requests via telephone	Total requests via online forms, email, instant messaging	Overall Total
Alabama	1,209	101	3,416	1,128	4,645
Alaska	9	2	67	247	325
Arizona	342	4	190	3,306	3,505
Arkansas	1,683	560	1,254	3,052	4,862
California	632	93	2,723	8,004	10,820
Colorado	537	120	344	1,941	2,405
Connecticut	1,444	53	1,025	1,640	2,718
Delaware					
Florida	1,980	30	2,356	1,981	6,347
Georgia					
Hawaii					
Idaho					
Illinois	245	77	1,324	949	2,350
Indiana	134	169	1,194	3,429	5,057
Iowa	865				8,427
Kansas					
Kentucky	918	439	4,257	5,270	9,966
Louisiana	1,337				12,688
Maine	108	10	150	371	531
Maryland	2,070	853	1,743	10,460	13,056
Massachusetts	400	1,900	5,000	6,000	12,900
Michigan					
Minnesota					
Mississippi	3,500	400	9,800	3,600	13,800
Missouri	1,058	637	2,567	6,327	9,531
Montana					
Nebraska					
Nevada	7				818
New Hampshire					
New Jersey					
New Mexico					
New York	837	123	1,163	9,096	10,382

State	How many in-person/on-site visits were served by staff in FY2022?	How many remote/off-site requests were served during FY2022?			
		Total requests via postal mail	Total requests via telephone	Total requests via online forms, email, instant messaging	Overall Total
North Carolina	2,352	5,300	3,273		8,573
North Dakota					
Ohio	786	2,215	1,332	3,661	7,208
Oklahoma	82				1,898
Oregon					
Pennsylvania	420	1,159	2,545	6,683	10,387
Rhode Island	224	98	270	1,472	2,064
South Carolina	1,980	132	3,289	2,939	6,360
South Dakota	955	292	1,281	2,437	4,010
Tennessee	3,045	1,507	6,122	11,179	18,808
Texas					
Utah					
Vermont	1,104			446	446
Virginia		747	3,134	2,850	6,731
Washington	824				10,435
West Virginia	1,151	272	563	500	1,335
Wisconsin					
Wyoming	350				2,007
District/Territory					
American Samoa					
District of Columbia					
Guam					
Northern Marianas					
Puerto Rico					
U.S. Virgin Islands					
Records Management Only Programs					
Michigan	Data is not available--staff participate in multiple meetings (mostly virtual) daily with customers.				
South Dakota	Don't track				
Tennessee	347 analyst meetings (virtual and in-person)				

TABLE 58. Trends in Reference Activities--Archives Only

Year Reported	Postal mail, total number of letters	Electronic communications, total number of requests	All mail (physical and electronic)	In person, total number of daily visits	By telephone, total number of calls	Total, person-to-person contracts	Other reference-related activity not listed	Total all reference activity
FY2006	155,710	150,785	306,495	285,404	245,529	530,933		837,428
FY2010	87,791	144,721	232,512	160,433	131,819	292,252		539,764
FY2012	67,121	153,934	221,055	172,095	134,137	306,232	676,574	1,203,861
FY2014	81,218	120,666	201,884	129,573	134,228	263,801	577,248	1,042,893
FY2016	50,772	199,116	249,888	127,928	101,325	229,253	269,915	723,503
FY2018	69,030	208,400	277,430	141,312	106,633	247,945	792	526,167
FY2020	29,606	119,926	149,532	65,952	74,755	140,707		290,239
FY2022	17,293	98,968	116,261	32,588	60,382	92,970		209,231

TABLE 59. Records Center Reference and Customer Service Activities

State	Did your institution support Records Management services?	How many Records Management questions were received by your RM staff in FY2020?	How many office visits did your Records Management staff conduct in FY2020?	How many Records Management trainings did your staff conduct in FY2020?
Alabama	Yes	1,939	72	21
Alaska	Yes	36	13	9
Arizona	Yes	1,475		5
Arkansas				
California	Yes	approximately 1,300 (about 25 per week)	4	13
Colorado	Yes	417	3	5
Connecticut	Yes	This data is not collected.	15 virtual town vault construction or renovation "visits"	2 state agency; 4 municipal, 2 municipal conferences
Delaware				
Florida	Yes	2,586 just for the Records Analysts; State Records Center staff did 11,678. Total of both is 14,264.	3	109
Georgia				
Hawaii				
Idaho				
Illinois	Yes	Don't know	483	Don't know
Indiana	Yes	559	38	12 + 2,932 participants in on-demand trainings
Iowa	Yes	23	0	6
Kansas				
Kentucky	Yes	830	102	14
Louisiana	Yes	This has not been something we have tracked.	Site visits are done on an infrequent, ad hoc basis.	36
Maine				
Maryland	Yes	468	13	20
Massachusetts	Yes	800	N/A	5
Michigan		511 – Records Analysts, 646 – Electronic Document Management, 337–Records Center = 1494	Data is not available--staff participate in multiple meetings (mostly virtual) daily with customers.	3224 completed online training courses, and 592 attended the symposium, other training not tracked
Minnesota				
Mississippi	Yes	500	150	15
Missouri	Yes	Not tracked	Not tracked	Not tracked
Montana				
Nebraska				
Nevada	Yes			47 attended
New Hampshire				
New Jersey				
New Mexico				

State	Did your institution support Records Management services?	How many Records Management questions were received by your RM staff in FY2020?	How many office visits did your Records Management staff conduct in FY2020?	How many Records Management trainings did your staff conduct in FY2020?
New York	Yes	6,567	421	37
North Carolina	Yes	1,680	228	62 workshops for 2,937 participants
North Dakota				
Ohio	Yes	1,836	17	4
Oklahoma	Yes	This information is not collected	6	5
Oregon				
Pennsylvania	Yes	1,303	Do not count	12
Rhode Island	Yes	1,800		4 live quarterly webinars and additional one on one virtual meetings
South Carolina	Yes	4,739		29
South Dakota		Don't track	Don't track	0
Tennessee		N/A	See above	18
Texas				
Utah				
Vermont	Yes	We only track "questions" from municipalities (136 in FY22); consulting is tracked by hours	Consulting services are tracked by hours rather than visits (2,940 hours in FY22)	Training is tracked by participants rather than by training (356 individuals in FY22)
Virginia	Yes	3,000	51	30
Washington	Yes	1,995	36	71
West Virginia				
Wisconsin	Yes	323	15	25
Wyoming	Yes	Over 1,500	40	40
District/Territory				
American Samoa				
District of Columbia				
Guam				
Northern Marianas				
Puerto Rico				
U.S. Virgin Islands				
Records Management Only Programs				
Maryland				3
Michigan				
Montana				
Nebraska				
Tennessee				
Wisconsin				

Online Engagement

TABLE 60. Engagement with Agency Websites

State	Total unique visitors to your agency's website	Total number of "hits" (gross number of accesses to agency's website)	Total unique visitors to your public digital repository interface	Total referrals to your website from other online locations	Of the total referrals to your website from other online locations, what are the totals for following services?				Other external reference-related activity is not captured previously	
					Ancestry	Family Search	Flickr	Regional network or DPLA Hub	Count	Description
Alabama	226,264	1,018,224	212,445							
Alaska									66,056	2021 Family Search views 66,056
Arizona	457,000	1,169,320		52,247						
Arkansas	210,850									
California	8,004									Talks were given to highlight the Archives' genealogical resources and also how to conduct a legislative history research inquiry.
Colorado	135,300	432,113		140,674					140,674	Website engagement by devices: 57.8% desktop, 40% mobile, 2.2% tablet. Website engagement by age: 18-24 = 14.6%; 25-34 = 21.8%; 35-44 = 20.3%; 45-54 = 17.7%; 55-64 = 13.8%; 65+ = 11.8%. Referrals to our website breaks down as: Google-93275; direct-23292; Bing-5986; Other Colorado state, county, or local government websites-4500; DuckDuckGo-2028; Yahoo-1704; Wikipedia-614; Others-9275.
Connecticut	67,647	144,420		217,214						Staff at the State Archives off-site facility had 301 reference interactions by email and 6 on-site patrons in FY 22.
Delaware										
Florida										We do not currently have web statistics available.
Georgia										
Hawaii										
Idaho										
Illinois										We aren't currently keeping track of the numbers requested in 8.5. and 8.6
Indiana	224,309	271,242	26,580	35,197	6,494					
Iowa		114,282								Currently we don't track our traffic in the way CoSA collects it. In 2022 we had 22,935,653 in collection access impressions, downloads, views, etc. Over the last 5 fiscal years we have had over 108 million online collection interactions.
Kansas	82,536	988,465	10,386	13,632						
Kentucky					2	3	0	0	13,627	Requests from creating agencies for original records.
Louisiana										We do not currently capture specific internet-based data from our website, but will discuss the possibilities with our IT department.
Maine		6,629	6,264							
Maryland	3,330,683	373,561,971								Staff regularly gives presentations both virtually and in person about our collections, finding aids, and services to various community groups including schools, libraries and genealogical societies. We have left several of the questions blank in sections 8.5 and 8.6 because we do not routinely keep this data due to crawling and bots vs. actual users. Instead, we track data downloaded from our sites. The last fiscal year that was 142,439 gigabytes. We also do not track where people come to our website from, therefore we cannot provide these metrics.
Massachusetts	219,895	273,684	8,822							We are also a partner in Digital Commonwealth, a statewide consortium of libraries, museums, archives, and historical societies from across Massachusetts.
Michigan										
Minnesota										
Mississippi	90,000	12,700,000								
Missouri	906,588	14,344,834		131,937	31,394	3,373	0	0	97,170	8.5 includes only Archives website hits, not the entire agency. 8.5-unique visitors reflects monthly average multiplied by 12, not actual annual unique visitors. Flickr hits (550,067) and YouTube hits are include with website hits. There were no referrals from either to our website.
Montana										
Nebraska										
Nevada										We have no real way of tracking hits to our website.
New Hampshire										
New Jersey										
New Mexico										
New York	641,851	852,700	240,608	6,287	174	3	0	23		
North Carolina	119,589	521,834	416,190	25,739	19	0	0	234		
North Dakota	989,977	2,603,824		130,182						
Ohio	989,977	2,603,824		130,182						
Oklahoma	401,108	1,992,379	223,807	232,234	18	11	0	3,251	228,954	
Oregon										
Pennsylvania	317,876	435,088	3,908,672		3,590,796					
Rhode Island										

State	Total unique visitors to your agency's website	Total number of "hits" (gross number of accesses to agency's website)	Total unique visitors to your public digital repository interface	Total referrals to your website from other online locations	Of the total referrals to your website from other online locations, what are the totals for following services?				Other external reference-related activity is not captured previously	
					Ancestry	Family Search	Flickr	Regional network or DPLA Hub	Count	Description
South Carolina	734,146		112,049							
South Dakota	85,615	139,342	54,585							
Tennessee	48,758	306,573	196,266	43,910	34	9	0	2,931	1,234	
Texas			1,070							
Utah	2,002,803	9,424,240	632,013	100,730						
Vermont			1,070							
Virginia	2,002,803	9,424,240	632,013	100,730	645	537	0	0		
Washington	940,048	7,673,285	940,048	110,058	19,848	1,544	0	0	88,666	
West Virginia										
Wisconsin	1,642,309	17,072,282		1,702,669	9,378	43	0	3,192		
Wyoming	40,086	134,707	129,408	1,774	0	0	0	700	297	
District/Territory										
American Samoa										
District of Columbia										
Guam										
Northern Marianas										
Puerto Rico										
U.S. Virgin Islands										

TABLE 61. Assessment of Web Impact

State	How do you assess the impact of your programs and services for website visitors?
Alabama	We track the numbers through Google analytics.
Alaska	We do not currently have website statistics available to us due to changes in software and dedicated website staffing. In the past we used them to show the impact of making information available readily to the public, as well as deciding which guides to update or record series to digitize based on web searches or questions asked.
Arizona	Because of the difficulty in tracking stats from our website, we measure the impact is through the increase in reference requests. Through our ticketing platform and catalog platforms, we are able to get statistics that show how reference is growing or shrinking throughout the year.
Arkansas	Passively: we log all comments, positive or otherwise.
California	
Colorado	Accessibility scores through SiteImprove (measures accessibility, quality assurance, and SEO scores). Verbal and written customer feedback—website feedback email listed on our website that customers can give feedback through, but we also get phone calls, emails, or messages with customer feedback. Amount of requests submitted via our online form on our website.
Connecticut	The only way we have currently to assess the impact for website visitors is word of mouth, patron emails, social media posts or comments, the occasional thank you letter or card, or acknowledgements in publications. We have no systematic way to measure impact.
Delaware	
Florida	Reports from individuals or organizations letting us know how they made use of our online resources.
Georgia	
Hawaii	
Idaho	
Illinois	We really don't

State	How do you assess the impact of your programs and services for website visitors?
Indiana	We report website visitors at our monthly Oversight Committee for Public Records meetings, and are currently in the process of making changes to our website to help visitors navigate to our most useful pages.
Iowa	Google Analytics data cross compared with Salesforce CRM data.
Kansas	
Kentucky	We don't actively assess this but do collect some statistics and feedback.
Louisiana	We do not have specific measures for assessing this impact, other than random feedback from the public and ensuing discussions on how to improve their experience. We have plans to review and update all pages related to the State Archives on our agency's website (as we do not have a separate site), but our control over format and content does have some constraints. The greatest use of our website for visitors is the vital records indexes that can be searched and the public portal link for our collections database.
Maine	
Maryland	Our staff has developed feedback surveys on various issues, including digitization priorities, in person access and the appointments process. These surveys are sent electronically after each visit and also available in hard copy format at our registration desk. We also have a feedback link on every page of our website, so that users can report issues or make comments. Our educational programs offer feedback surveys at the end as posted by our hosting partner organization. We also have a dedicated help desk email account and phone line to assist the public and receive feedback.
Massachusetts	We are seeing our digital instance have an increased impact as it continues to grow and add content. We are also continually working to improve our web presence so that it may have the fullest use for our patrons.
Michigan	

State	How do you assess the impact of your programs and services for website visitors?
Minnesota	
Mississippi	
Missouri	Website hits including our main database pages and monthly unique visitors
Montana	
Nebraska	
Nevada	We don't.
New Hampshire	
New Jersey	
New Mexico	
New York	Quality of reference inquiries, direct user feedback through correspondence and monthly analysis of web site statistics
North Carolina	page views and user feedback, agency review (with departmental marketing section)
North Dakota	
Ohio	
Oklahoma	At this time, we only collect statistical information about web activity. There is no evaluation form for users.
Oregon	
Pennsylvania	By looking for increased numbers visiting our sites.
Rhode Island	Based on the number of downloads of material, particularly vital records once digitized. Number of views on Youtube tutorials for records management.
South Carolina	Number of visitors to website and number of queries received.
South Dakota	We track the most popular pages, the most visited pages.
Tennessee	We do not.
Texas	

State	How do you assess the impact of your programs and services for website visitors?
Utah	
Vermont	We use Preservica's dashboard for digital archives records only. The Secretary of State's current IT Manager does not provide us with access to, or information about, the Secretary of State's website.
Virginia	We don't really.
Washington	
West Virginia	
Wisconsin	Assessment is planned but not conducted
Wyoming	The impact of programs and services for website visitors are assessed by reviewing analytics as well as feedback received by email or in conversations with staff. If the reference staff sees a number of requests coming in with similar questions or problems, the website may be reevaluated to streamline function. In some cases, information or functions were added to the website. If reference staff see a decreased in the questions and problems, it is deemed a success. In some cases, staff has seen certain types of requests almost completely disappear once material was added online. In other cases, the quality of the requests has changed from "do you have anything on..." to "I am interested in X from X." These changes are taken as signals that the changes are improvements and useful to researchers.
District/Territory	
American Samoa	
District of Columbia	
Guam	
Northern Marianas	
Puerto Rico	The webpage was outdated until July 2020 when we re-launched it. We don't yet compile statistics, but we ask for Google analytics to be installed.
U.S. Virgin Islands	N/A

TABLE 62. Social Media Tools used by State/Territorial Archives and Records Management Programs

State	Which of the following social media services does your agency use? (check all that apply)										
	Blog(s)	Facebook	Flickr	Instagram	Pinterest	Tik Tok	Transcription/ indexing sites	Tumblr	Twitter	Wikis	YouTube
Alabama	X	X					X	X		X	
Alaska				X				X		X	
Arizona		X		X							
Arkansas	X	X		X				X		X	
California		X				X		X		X	
Colorado		X		X							
Connecticut	X	X	X	X				X		X	History Pin
Delaware											
Florida		X	X	X				X		X	
Georgia											
Hawaii											
Idaho											
Illinois											We sometimes post on the Secretary of State's Face book page but don't have our own site. We do have a website
Indiana	X	X		X		X		X		X	Reddit
Iowa	X	X	X							X	
Kansas											
Kentucky		X		X				X		X	
Louisiana		X		X				X		X	
Maine		X						X			
Maryland	X	X		X		X		X		X	
Massachusetts				X							
Michigan		X		X		X					Vimeo
Minnesota	X	X				X					
Mississippi											
Missouri		X	X	X		X		X		X	FTP Site for uploading large files
Montana											
Nebraska											
Nevada		X						X		X	
New Hampshire											
New Jersey											
New Mexico											

State	Which of the following social media services does your agency use? (check all that apply)											
	Blog(s)	Facebook	Flickr	Instagram	Pinterest	Tik Tok	Transcription/ indexing sites	Tumblr	Twitter	Wikis	YouTube	Other
New York		X							X		X	
North Carolina	X	X	X	X	X		X		X		X	
North Dakota												
Ohio	X	X		X					X		X	
Oklahoma		X		X					X			LinkedIn
Oregon												
Pennsylvania	X	X		X					X		X	HistoryPin
Rhode Island		X		X					X		X	
South Carolina		X							X			
South Dakota		X		X					X		X	
Tennessee	X	X		X								
Texas												
Utah												
Vermont	X								X			
Virginia	X	X	X	X	X		X	X	X		X	
Washington	X	X	X	X					X		X	
West Virginia												
Wisconsin		X		X	X				X		X	LinkedIn
Wyoming	X	X		X					X		X	
District/Territory												
American Samoa												
District of Columbia												
Guam												
Northern Marianas												
Puerto Rico												
U.S. Virgin Islands												
Record Management Only Programs												
Michigan												Yammer
South Dakota												
Tennessee												

TABLE 63. How Social Media is utilized by State/Territorial Archives and Records Management Programs

State	Crowd-sourcing research activities (such as transcription opportunities)	Online exhibits	Listing employment opportunities	Promoting collections (such as "On this Day" postings)	Promoting profession-wide initiatives (such as ER Day, Archives Month, Hashtag parties, and #AskAnArchivist)	Promoting public/education programs	Reference interactions	Sharing pictures and recordings of trainings, meetings and events	Update the public on closures and changes to hours	Other
Alabama	X		X	X	X	X	X	X	X	
Alaska		X	X		X			X		
Arizona				X	X	X	X	X		
Arkansas				X	X	X		X		
California	X	X	X	X	X	X	X	X	X	
Colorado			X	X	X			X		
Connecticut				X	X	X		X	X	
Delaware										
Florida	X	X		X	X	X		X	X	Sharing/promoting activities, programs and initiatives from other divisions within the department, e.g. Division of Historical Resources, Division of Elections, etc. // Note: The "Reference interactions" choice is hard. For the infrequent reference-type questions that we might get on social media, if something has a really quick, brief answer, we might respond directly on social media, but for anything requiring more time/effort, we'll take it outside of social media (e.g. email, phone).
Georgia										
Hawaii										
Idaho										
Illinois		X								
Indiana	X		X	X	X	X	X	X	X	
Iowa			X	X		X		X		
Kansas										
Kentucky			X	X	X	X		X	X	
Louisiana		X	X	X	X	X		X	X	
Maine	X		X	X	X			X	X	
Maryland	X	X	X	X	X	X		X	X	
Massachusetts				X	X			X		
Michigan	X			X				X	X	
Minnesota			X	X	X	X		X	X	Behind-the-scenes glimpses, sharing how our operations/procedures work.
Mississippi										
Missouri	X	X	X	X	X	X		X		
Montana										
Nebraska		X	X		X	X			X	
Nevada										

State	Crowd-sourcing research activities (such as transcription opportunities)	Online exhibits	Listing employment opportunities	Promoting collections (such as "On this Day" postings)	Promoting profession-wide initiatives (such as ER Day, Archives Month, Hashtag parties, and #AskAnArchivist)	Promoting public/education programs	Reference interactions	Sharing pictures and recordings of trainings, meetings and events	Update the public on closures and changes to hours	Other
New Hampshire										
New Jersey										
New Mexico		X		X	X	X		X	X	
New York	X		X	X	X	X		X	X	
North Carolina										
North Dakota				X		X			X	
Ohio	X		X	X	X	X	X	X	X	
Oklahoma			X	X	X	X		X	X	Promoting collections and activities of other organizations with historical records collections.
Oregon										
Pennsylvania		X	X	X	X	X		X	X	
Rhode Island		X		X	X	X		X	X	
South Carolina				X	X	X			X	
South Dakota			X	X	X	X	X	X	X	
Tennessee				X	X	X		X	X	
Texas										
Utah										
Vermont			X	X	X	X		X		
Virginia	X	X	X	X	X	X		X	X	
Washington		X		X	X	X		X	X	
West Virginia										
Wisconsin		X	X	X	X	X		X	X	
Wyoming		X	X	X	X	X	X	X	X	
District/Territory										
American Samoa										
District of Columbia										
Guam										
Northern Marianas										
Puerto Rico										
U.S. Virgin Islands										
Records Management Only Programs										
Michigan				X						Promoting services offered by our agency, answer customer questions
South Dakota										
Tennessee										

TABLE 64. Strategies for Effective Engagement through Social Media

State	What do you view as your most effective strategy to spur engagement through social media?
Alabama	Through consistency, creativity and thoughtfulness. For example, we created a social media series, the "Path to Statehood," in which we noted important historical milestones that occurred on Alabama's journey to statehood in the early 19th century.
Alaska	N/A
Arizona	Posting historic photographs and pairing them with questions to the audience has been the most successful. Followers enjoy seeing our state's past and sharing their own recollections.
Arkansas	Provide frequently-refreshed content; stale material isn't reposted.
California	
Colorado	Routine and frequent posting (which can be a challenge). Pictures! Never post without a picture.
Connecticut	Currently, our most effective social media engagement is the blog maintained by the project archivist for our NHPRC grant project. It is part of her contract to do outreach for the project. Once the project is over, we will no longer have that avenue. Archives staff has suggested the formation of a social media committee that would coordinate activities.
Delaware	
Florida	Be aware of what interests and motivates different audiences and work to connect what we have and what we do to what they might respond to and what they might get from our collections and services. Emphasize that these are THEIR archives.
Georgia	
Hawaii	
Idaho	
Illinois	Facebook
Indiana	We have discovered that we generally get more engagement on posts that give a behind-the-scenes view of the Archives.
Iowa	Interesting collection driven posts, event activities and content that has relevance to people right now.
Kansas	

State	What do you view as your most effective strategy to spur engagement through social media?
Kentucky	We ask questions, use hashtags, and tag existing accounts when possible. Tagging accounts in particular has helped us reach more people and also encourages tagged accounts to engage with us.
Louisiana	Since all social media content put out by the Archives must be approved and posted by the Secretary of State Communications section staff, Archives staff have worked to set up a social media calendar where content can be submitted regularly and then utilized by the communications staff as appropriate.
Maine	The Archives and Secretary of State's office share posts which enhances our viewing audience. We often post something and then ask the public for their story relating to our post.
Maryland	Our agency uses social media primarily as a means to communicate programs and promote collections. We list opportunities for involvement online, including in-person and virtual programming as well as employment, volunteering, new projects and intern opportunities. We also use the social media platforms to highlight materials in our collections and how to use them through the promotion of new finding aids and/or training videos. Staff attempts to show how our collections intersect with significant anniversaries and commemorations. In addition to being educational, staff also tries to create entertaining posts to engage the public with our materials in a fun way. Staff is working to maximize engagement by exploring best days and times to post to increase our outreach potential.
Massachusetts	Our engagement through social media is minimal.
Michigan	
Minnesota	"Item of the Day" posts always generate hits/comments and we sometimes get great share numbers that generate far-flung interest.
Mississippi	
Missouri	Diverse quality social media posts; posts with strong images do well; post with staff doing even ordinary work do well
Montana	
Nebraska	
Nevada	We do use social media.
New Hampshire	

State	What do you view as your most effective strategy to spur engagement through social media?
New Jersey	
New Mexico	
New York	Relevance based on region, calendar, topic.
North Carolina	Provide images with posts; regular and consistent posting; posting content earlier in the day on either Mondays or Fridays; engagement with professional and departmental programming or themes
North Dakota	
Ohio	
Oklahoma	We endeavor to share interesting and timely posts highlighting our collections.
Oregon	
Pennsylvania	Our most effective strategy is to plan 8-10 posts per month of unique, historical, or crowd-worthy images to Twitter, Instagram, and Facebook in cooperation with our Marketing and Media bureau. We use hashtags, alt text, questions, and highest-quality scanned images for presentation to illicit public engagement and participation. We also participate in E-Records Day, AskAnArchivist Day, and various US National Archives Hashtag Parties.
Rhode Island	Utilizing national or larger initiatives, typically based on theme, to highlight collections and build awareness of how to complete research.
South Carolina	
South Dakota	Timely posts about current events and relating them to a historical photo or document. For example, showing historical photos at the start of the school year.
Tennessee	We are somewhat limited in our ability to nimbly engage through social media. All social media posts and interactions are monitored and approved by the Secretary of State's communications director. While they do a great job, we are unable to post anything without going through a prolonged review process. As a result, our social media interactions can often feel "one-sided."
Texas	
Utah	

State	What do you view as your most effective strategy to spur engagement through social media?
Vermont	We are in the process of reexamining our social media strategy and will likely be rolling back on the Twitter account for more favorable platforms. Negatively towards our elected official (due to elections and threats made to our Office and employees) has made it challenging to continue with our account and presence as we had before.
Virginia	
Washington	Keeping content fresh and updating every day or two
West Virginia	
Wisconsin	Collaborating with different division for content creation. Creating posts that spur memories. Asking questions. Using captivating images and videos.
Wyoming	Our most effective strategy to spur engagement through social media is to tag partner institutions.
District/Territory	
American Samoa	
District of Columbia	
Guam	
Northern Marianas	
Puerto Rico	
U.S. Virgin Islands	
Records Center Only Programs	
Michigan	We periodically get permission to send mass emails to approximately 50,000 state employees about our upcoming education programs. The response rate after those messages go out is generally high. We also have email mailing lists for target audiences (such as our Records Management Officers), and we use the State of Michigan's intranet site and our parent department's newsletters to post news articles and announcements.
South Dakota	
Tennessee	

Newsletters

TABLE 65. Prevalence of Newsletters to Promote State/Territorial Archives and Records Management Programs

State	If your newsletter is online, please share the URL.				If your newsletter is online, please share the URL.
	Yes, paper only	Yes, electronic only	Yes, paper and electronic	No	
Alabama	X				
Alaska		X			https://lam.alaska.gov/fridaybulletin
Arizona				X	
Arkansas	X				Is subscription -based delivered free via email.
California				X	
Colorado				X	
Connecticut				X	
Delaware					
Florida				X	
Georgia					
Hawaii					
Idaho					
Illinois		X			https://www.ilsos.gov/publications/archivespub.html
Indiana		X			
Iowa		X			
Kansas					
Kentucky			X		https://bit.ly/3DFWQf3 (State of the Records), https://bit.ly/3f6Dpmc (Friends' newsletter)
Louisiana				X	
Maine				X	

State	If your newsletter is online, please share the URL.				If your newsletter is online, please share the URL.
	Yes, paper only	Yes, electronic only	Yes, paper and electronic	No	
Maryland		X			https://msa.maryland.gov/msa/homepage/html/clamshell-newsletter.html
Massachusetts				X	
Michigan			X		
Minnesota				X	
Mississippi					
Missouri			X		https://www.sos.mo.gov/archives/newsletter
Montana					
Nebraska					
Nevada				X	
New Hampshire					
New Jersey					
New Mexico					
New York		X			http://www.archives.nysed.gov/about/about-newsletters
North Carolina		X			
North Dakota					
Ohio	X				
Oklahoma				X	
Oregon					
Pennsylvania	X				
Rhode Island		X			
South Carolina		X			

State	If your newsletter is online, please share the URL.				If your newsletter is online, please share the URL.
	Yes, paper only	Yes, electronic only	Yes, paper and electronic	No	
South Dakota			X		
Tennessee				X	
Texas					
Utah					
Vermont				X	
Virginia		X			https://www.lva.virginia.gov/news/newsletter/
Washington		X			https://www.sos.wa.gov/archives/newsletter-archive.aspx
West Virginia					
Wisconsin		X			It is email only, not on the web
Wyoming				X	
District/Territory					
American Samoa					
District of Columbia					
Guam					
Northern Marianas					
Puerto Rico					
U.S. Virgin Islands					
Records Management Only Programs					
Michigan				X	
South Dakota				X	
Tennessee				X	

Communications Officers And Social Media Coordinators

TABLE 66. Prevalence of Communications Officers and Social Media Coordinators

State	Does your program have a communications officer or social media coordinator?				
	Yes, fulltime	Yes, part-time	Yes, part of parent agency	No	Other
Alabama	X				
Alaska			X		
Arizona				X	
Arkansas			X		
California	X				
Colorado			X		
Connecticut					The State Library has a librarian assigned to public outreach including social media and public programming.
Delaware					
Florida	X				Our program has a social media coordinator. The division our program is in has a communications officer. The department our division is in has a communications officer who also does some coordinating of the social media coordinators.
Georgia					
Hawaii					
Idaho					
Illinois			X		
Indiana					Archivist has social media duties
Iowa			X		
Kansas					
Kentucky					Coordinator duties are included in "other duties as assigned"

State	Does your program have a communications officer or social media coordinator?				
	Yes, fulltime	Yes, part-time	Yes, part of parent agency	No	Other
Louisiana			X		
Maine			X		
Maryland				X	
Massachusetts				X	
Michigan			X		
Minnesota			X		
Mississippi					
Missouri					In addition to an agency communications staff of four who assist, the archives has a social media team that spend a few hours each month crafting post submitted by archives staff members.
Montana					
Nebraska					
Nevada				X	
New Hampshire					
New Jersey					
New Mexico					
New York				X	
North Carolina		X			
North Dakota					
Ohio			X		
Oklahoma			X		
Oregon					
Pennsylvania			X		

State	Does your program have a communications officer or social media coordinator?				
	Yes, fulltime	Yes, part-time	Yes, part of parent agency	No	Other
Rhode Island			X		
South Carolina		X			
South Dakota			X		
Tennessee			X		
Texas					
Utah					
Vermont				X	
Virginia	X				
Washington	X				
West Virginia					
Wisconsin	X				
Wyoming				X	
District/Territory					
American Samoa					
District of Columbia					
Guam					
Northern Marianas					
Puerto Rico					
U.S. Virgin Islands					
Records Management Only Programs					
Michigan			X		
South Dakota			X		
Tennessee			X		

TABLE 67. Interest and Discussion in Electronic Only Archives

State	As the federal government is transitioning to electronic only records, CoSA is interested in determining if this idea is filtering down to the states. Please indicate all that apply:					
	State/territorial chief executive has discussed	State/territorial chief executive issued executive order	State legislature has discussed	State legislature has submitted bills/passed laws	Archives staff is discussing	Archives has made plans for this
Alabama						Archives staff is aware of this, but there are no plans for any action.
Alaska					X	
Arizona						There hasn't been any discussion.
Arkansas	X		X		X	
California						
Colorado					X	
Connecticut	X				X	
Delaware						
Florida						Archives is not considering or recommending this for several reasons including: 1) We collect non-government records and it would be neither practical nor productive require donors to keep records in electronic form; 2) We do not have the technical infrastructure or staff expertise to properly ingest, preserve and provide access to massive quantities of electronic records; 3) Agencies do not have the resources to transition to electronic-only record creation and recordkeeping.
Georgia						
Hawaii						
Idaho						
Illinois	X		X		X	
Indiana						There is no overall SOI initiative to move to entirely electronic records.
Iowa						
Kansas						

State	As the federal government is transitioning to electronic only records, CoSA is interested in determining if this idea is filtering down to the states. Please indicate all that apply:					
	State/territorial chief executive has discussed	State/territorial chief executive issued executive order	State legislature has discussed	State legislature has submitted bills/passed laws	Archives staff is discussing	Archives has made plans for this
Kentucky					X	
Louisiana			X	X	X	X
Maine					X	
Maryland						None of the above
Massachusetts					X	
Michigan						
Minnesota						Unaware of any state conversations, have heard of no bills in the works for the upcoming legislative session.
Mississippi						
Missouri						
Montana						
Nebraska						
Nevada					X	
New Hampshire						
New Jersey						
New Mexico						
New York						X
North Carolina					X	
North Dakota						
Ohio						
Oklahoma						No
Oregon						
Pennsylvania					X	
Rhode Island			X			

State	As the federal government is transitioning to electronic only records, CoSA is interested in determining if this idea is filtering down to the states. Please indicate all that apply:					
	State/territorial chief executive has discussed	State/territorial chief executive issued executive order	State legislature has discussed	State legislature has submitted bills/passed laws	Archives staff is discussing	Archives has made plans for this
South Carolina					X	
South Dakota					X	
Tennessee						No indication that we are moving towards electronic only records.
Texas						
Utah						
Vermont						Transitioning from paper-based to digital-based services through broader planning (systems, processes and people) and concise project management is ongoing and active at all branches in Vermont state government. A mandate like the Federal government's would be highly unlikely as it would counter sound planning and project management for the State's modernization efforts.
Virginia						Not filtering down here!
Washington					X	
West Virginia	X				X	
Wisconsin					X	
Wyoming					X	X
District/Territory						
American Samoa						
District of Columbia					X	
Guam						
Northern Marianas						
Puerto Rico						
U.S. Virgin Islands						

TABLE 68. Records of Shared Custody

State	Has the move to electronic only records at the federal level had any impact on records for which your state or territory shares custody or authority to manage with the federal government and/or NARA?	If you answered "Yes", please describe the records and the impact you are experiencing.
Alabama	No	
Alaska	No	
Arizona	No	
Arkansas	No	
California		
Colorado	No	
Connecticut	No	
Delaware		
Florida	No	
Georgia		
Hawaii		
Idaho		
Illinois	No	
Indiana	No	
Iowa		
Kansas		
Kentucky	No	
Louisiana	No	
Maine	No	
Maryland	No	

State	Has the move to electronic only records at the federal level had any impact on records for which your state or territory shares custody or authority to manage with the federal government and/or NARA?	If you answered "Yes", please describe the records and the impact you are experiencing.
Massachusetts	No	
Michigan		
Minnesota	No	
Mississippi		
Missouri	No	
Montana		
Nebraska		
Nevada	No	
New Hampshire		
New Jersey		
New Mexico		
New York	Yes	National Guard records are affected and New York's National Guard is digitizing all service records.
North Carolina	No	
North Dakota		
Ohio		
Oklahoma	No	
Oregon		
Pennsylvania	No	
Rhode Island	No	

State	Has the move to electronic only records at the federal level had any impact on records for which your state or territory shares custody or authority to manage with the federal government and/or NARA?	If you answered "Yes", please describe the records and the impact you are experiencing.
South Carolina	Yes	Our SHPO staff is moving to all electronic forms that they submit to the National Parks Service.
South Dakota	No	
Tennessee	No	
Texas		
Utah		
Vermont	No	
Virginia	No	
Washington	No	
West Virginia	No	
Wisconsin	No	
Wyoming	No	
District/Territory		
American Samoa		
District of Columbia	Yes	We typically send our paper records to the federal records center. This has caused much concern.
Guam		
Puerto Rico		
Northern Marianas Islands		
US Virgin Islands		

TABLE 69. Digital Preservation Repositories

State	Please select any trusted digital preservation repository/system(s) you are using										Do you use any of the following to store and manage digital objects outside of or in addition to a trusted digital preservation repository system?					
	ArchivesDirect	DSpace	FEDORA with Islandora	FEDORA with Samvera	Home-grown system	Libnova	Minisis TDR	Preservica – Standard Cloud	Preservica – Gov Cloud	Preservica–Enterprise	Rosetta	Other	Electronic Records Management Systems	External hard drives/tape drives	Shared networked storage	Electronic Records Management Systems
Alabama							X						X	X		Amazon Web Services, ADPNet (a LOCKSS network)
Alaska								X				X	X			
Arizona								X				X	X			
Arkansas							X				bepress digital commons	X	X			
California																
Colorado								X						X		
Connecticut			X									X				We have floppy discs, DVDs, and CDs that are in the backlog
Delaware																
Florida													X			MS Cloud storage
Georgia																
Hawaii																
Idaho																
Illinois												X	X			
Indiana																AXAEM
Iowa																
Kansas																
Kentucky							X					X	X			
Louisiana								X					X	X		
Maine																X
Maryland														X		
Massachusetts									X			X	X	X		
Michigan																
Minnesota																
Mississippi																
Missouri											InfoLinx	X	X	X		
Montana																
Nebraska																
Nevada																On Base is used by Records Management
New Hampshire																
New Jersey																

State	Please select any trusted digital preservation repository/system(s) you are using										Do you use any of the following to store and manage digital objects outside of or in addition to a trusted digital preservation repository system?						
	ArchivesDirect	DSpace	FEDORA with Islandora	FEDORA with Samvera	Home-grown system	Libnova	Minisis TDR	Preservica – Standard Cloud	Preservica – Gov Cloud	Preservica–Enterprise	Rosetta	Other	Electronic Records Management Systems	External hard drives/tape drives	Shared networked storage	Electronic Records Management Systems	Other
New Mexico																	
New York									X						X		
North Carolina						X									X		
North Dakota																	
Ohio							X						X	X			
Oklahoma											OURRStore (OU Regional Resesarch Store)– University of Oklahoma Supercomputing Center for Education and Research. Grant-funded, data storage project operated by the University of Oklahoma.		X	X			
Oregon																	
Pennsylvania													X				Azure
Rhode Island							X						X	X			
South Carolina					X			X								X	
South Dakota					X		X						X				
Tennessee								X					X	X			
Texas																	
Utah																	
Vermont											Preservica Enterprise–Private Cloud	X		X			
Virginia										X				X			
Washington												X		X			
West Virginia													X	X			
Wisconsin							X						X	X			
Wyoming											We have a test account with Preservica, but do not have the funding to proceed further.	X					
District/Territory																	
American Samoa																	
District of Columbia											Quartex by Adam Matthew		X				
Guam																	
Puerto Rico																	
Northern Marianas Islands																	
US Virgin Islands																	

TABLE 70. Other Tools Utilized for Digital Preservation

State	Beyond trusted digital repository systems, what other tools do you use for digital preservation?												
	Archive-It	Archivematica	ArchiveSocial	Audacity	Bagger/BagIt Transfer Utilities	BitCurator	Bulk Rename Utility	Checksum Generator (please specify program in "Other" below)	DROID	ePadd	FFmpeg	No tools used	Other
Alabama	X				X		X	X					LOCKSS daemon, bagit.py, and Windows PowerShell scripts (Get-FileHash command)
Alaska			X										
Arizona	X				X	X	X	X					Fixity, Photoshop, Audition
Arkansas						X							Handbrake; Adobe CS; Preservica; bepress Digital Commons; VLC media viewer
California													
Colorado	X				X	X							
Connecticut							X						ExactFile
Delaware													
Florida											X		
Georgia													
Hawaii													
Idaho													
Illinois									X				
Indiana					X	X	X						Karen's Directory Printer; FTK Imager; Duplicate File Finder
Iowa													
Kansas													
Kentucky	X					X		X					
Louisiana				X									
Maine													
Maryland	X												Advanced Renamer; OS built-in checksum tools (e.g. certutil.exe command)
Massachusetts				X	X	X	X	X		X			
Michigan													
Minnesota													
Mississippi													
Missouri	X					X	X						
Montana													
Nebraska													
Nevada											X		
New Hampshire													

State	Beyond trusted digital repository systems, what other tools do you use for digital preservation?												
	Archive-It	Archivematica	ArchiveSocial	Audacity	Bagger/BagIt Transfer Utilities	BitCurator	Bulk Rename Utility	Checksum Generator (please specify program in "Other" below)	DROID	ePadd	FFmpeg	No tools used	Other
New Jersey													
New Mexico													
New York	X					X				X			
North Carolina	X		X		X	X							
North Dakota													
Ohio							X		X				
Oklahoma	X												
Oregon													
Pennsylvania				X	X		X	X					
Rhode Island			X	X			X	X			X		Preservica
South Carolina						X							
South Dakota	X			X			X	X	X		X		
Tennessee	X												
Texas													
Utah													
Vermont												X	
Virginia	X		X			X	X		X				
Washington							X						
West Virginia				X				X					AVFixity Pro/TerraCopy/Exiftool/Quick View Plus
Wisconsin	X				X	X	X	X					ExactFile, Exactly, Tree Size Professional, Exact Renamer, Tera Copy and Robo Copy, 7Zip
Wyoming	X			X		X	X						We set up a Bit Curator station set up, but we don't use it. When manual checksums are created, we use Karen's Directory Printer, but our monthly integrity checks are captured in our Records Management application.
District/Territory													
American Samoa													
District of Columbia													
Guam													
Northern Marianas													
Puerto Rico													
U.S. Virgin Islands													

State Historical Records Advisory Boards (SHRABs)

TABLE 71. SHRAB Authorization and Status

State	Which of the following best describes the status of the State Historical Records Advisory Board in your state/territory?					
	Did not respond	The SHRAB in our state/territory is authorized and active.	The SHRAB in our state/territory is authorized but inactive.	We are attempting to establish a SHRAB in our state/territory.	Our state/territory does not have a SHRAB and we have no plans to establish one.	Other
Alabama			X			
Alaska			X			
Arizona		X				
Arkansas			X			
California	X					
Colorado		X				
Connecticut		X				
Delaware	X					
Florida			X			
Georgia	X					
Hawaii	X					
Idaho		X				
Illinois		X				
Indiana			X			
Iowa		X				
Kansas	X					
Kentucky		X				
Louisiana		X				
Maine		X				
Maryland			X			The SHRAB in our state is authorized but temporarily inactive.
Massachusetts		X				
Michigan	X					
Minnesota			X			
Mississippi	X					
Missouri		X				
Montana	X					
Nebraska	X					
Nevada	X					

State	Which of the following best describes the status of the State Historical Records Advisory Board in your state/territory?					
	Did not respond	The SHRAB in our state/territory is authorized and active.	The SHRAB in our state/territory is authorized but inactive.	We are attempting to establish a SHRAB in our state/territory.	Our state/territory does not have a SHRAB and we have no plans to establish one.	Other
New Hampshire	X					
New Jersey	X					
New Mexico	X					
New York		X				
North Carolina		X				
North Dakota	X					
Ohio		X				
Oklahoma	X					
Oregon	X					
Pennsylvania		X				
Rhode Island		X				
South Carolina		X				
South Dakota			X			
Tennessee		X				
Texas	X					
Utah		X				
Vermont		X				
Virginia		X				
Washington			X			
West Virginia					X	
Wisconsin		X				
Wyoming		X				
District/Territory						
American Samoa	X					
District of Columbia	X					
Guam	X					
Northern Marianas	X					
Puerto Rico	X					
U.S. Virgin Islands	X					

TABLE 72. SHRAB Appointment Status and Appointing Authority

State	Are the SHRAB and coordinator appointments current?								Who makes SHRAB appointments?			
	Did not respond	Appointments are always made on time.	While all appointments are now current, we occasionally experience delays in filling seats.	Not all members have current appointments, but we expect them soon.	Appointments are rarely made on time.	Not all members have current appointments, and we do not know when they will be made.	SHRAB is inactive and appointments are not being made.	Other	Governor	Secretary of State	Archives	Other
Alabama			X									The leadership of 15 organizations designated in statute.
Alaska		X						X				
Arizona			X									State Librarian (Division Administrator)
Arkansas					X			X				
California	X											
Colorado		X										
Connecticut						X		X				
Delaware	X											
Florida						X		X				
Georgia	X											
Hawaii	X											
Idaho				X				X				
Illinois		X							x			
Indiana				X				X				
Iowa						X		X				
Kansas	X											
Kentucky			X									State Libraries, Archives, and Records Commission.
Louisiana			X						x			
Maine			X									The Governor and Secretary of State.
Maryland				X						X		
Massachusetts		X							x			
Michigan	X											
Minnesota						X				X		
Mississippi	X											
Missouri				X				X				
Montana	X											
Nebraska	X											

State	Are the SHRAB and coordinator appointments current?								Who makes SHRAB appointments?			
	Did not respond	Appointments are always made on time.	While all appointments are now current, we occasionally experience delays in filling seats.	Not all members have current appointments, but we expect them soon.	Appointments are rarely made on time.	Not all members have current appointments, and we do not know when they will be made.	SHRAB is inactive and appointments are not being made.	Other	Governor	Secretary of State	Archives	Other
Nevada	X											
New Hampshire	X											
New Jersey	X											
New Mexico	X											
New York		X										Commissioner of Education
North Carolina			X					x				
North Dakota	X											
Ohio			X									Some appointments are made by the Governor and some are made by the SHRAB in consultations with historical and government organizations.
Oklahoma	X											
Oregon	X											
Pennsylvania		X										PA Historical and Museum Commissions
Rhode Island			X					x				
South Carolina								x				
South Dakota			X									Historical Society Board of Trustees
Tennessee				X				x				
Texas	X											
Utah			X					x				
Vermont				X						X		
Virginia			X					x				
Washington						X			x			
West Virginia						X		x				
Wisconsin			X					x				
Wyoming			X					x				
District/Territory												
American Samoa	X											
District of Columbia	X											
Guam	X											
Northern Marianas	X											
Puerto Rico	X											
U.S. Virgin Islands	X											

TABLE 73. SHRAB Appointment Status and Appointing Authority Notes

State	If your SHRAB is inactive or your appointments are not current, what factors are contributing to this status?
Alaska	The ASHRAB has been inactive since 2019 due to lack of staffing and funding. The Governor's office continues to appoint folks in a timely manner to the board, but the State Archives has lacked staff to run board meetings, apply for NHPRC grants, or run grants. That, combined with a statewide travel restriction due to budgets, then COVID, made it impossible for the board to meet.
Arkansas	Lack of interest on part of the appointing authority (Governor); lack of interested candidates; discontinuity of activity due to restructuring of the board several years ago, a consequence of government reorganization.
Connecticut	While the appointment process itself has become more efficient, the main cause for out-of-date appointments is a member's failure to submit their reappointment paperwork on a timely basis. Everyone is understaffed and juggling many responsibilities. As for vacant positions, the board has made it a priority to focus on diversifying itself through community group and regional representation in addition to institutional representation as outlined in the NHPRC guidelines.

State	If your SHRAB is inactive or your appointments are not current, what factors are contributing to this status?
Florida	Confirming appointments is not a priority of state government.
Idaho	The applications process is underway.
Indiana	Difficulty with applying for NHPRC funding (both on state and federal sides). Our SHRAB exists by executive order and not statute. The person making the appointments in the Governor's Office sometimes takes a long time.
Iowa	Over the last three years a great many archival leaders in the state have either left to accept positions outside of the state or have retired from the board. Also, frankly some mid-career professionals have been hesitant to step into the open leadership either because they do not have time or don't see themselves as ready for the board. Subsequently the appointing authority has had few candidates to select from.
Maryland	Pandemic-related issues and staffing limitations.
Minnesota	Lack of staff capacity to organize, manage and administer.

State	If your SHRAB is inactive or your appointments are not current, what factors are contributing to this status?
Missouri	Appointments are not a priority for the governor's office due to the insignificant amount of funding the board is eligible to receive and other factors.
North Carolina	Mostly current but we have trouble getting potential board names to Governor's Office for vetting (trouble getting people to serve and finding a good mix of backgrounds and geographic diversity)
Rhode Island	While all our current members have current appointments, we are currently waiting on the Office of the Governor to appoint 3 vacancies.
South Carolina	Making appointments to this board is not a priority of the Governor's Office.
South Dakota	The SHRAB is on inactive status pending grant funding from NHPRC.
Tennessee	Recruiting members statewide to serve is a challenge.

State	If your SHRAB is inactive or your appointments are not current, what factors are contributing to this status?
Vermont	The Vermont State Archives and Records Administration is responsible, by law, for administering a State Boards and Commissions Registry effective January 2023. Part of that new charge requires making legislation recommendations to a Legislative Commission, which has been reviewing all boards and commissions and their laws for the past five years and amending statutes accordingly. We are in the middle of changing members on the Board due to recent retirements and while appointments are made by the State Archivist, we want to wait to the new legislation for our board as we plan to move to an advisory model under Vermont state law. This timing coincides with a revamp of the Board structure and terms, which is in progress.
Washington	Relevance of SHRAB
Wyoming	We sometimes experience difficulties identifying individuals to fill appointments due to lack expertise in the field and competition for other service.

TABLE 74. SHRAB Coordinators and Deputy Coordinators

State	SHRAB Coordinator		Deputy Coordinator	
	Name	Job Title	Name	Job Title
Alabama	Steve Murray	State Archivist	Becky Hebert	Records and information Management Coordinator
Alaska	Karen Gray	State Archivist	Leah Hainebach	Archivist II
Arizona	Holly Henley	State Librarian	Laura Palma Blandford	State Archivist
Arkansas	David Ware	State Historian		
California				
Colorado	Aly Jabrocki	State Archivist	Sara Fitzpatrick	Media Archivist / CHRAB Deputy Coordinator
Connecticut	Lizette Pelletier	State Archivist	Leith Johnson	Archivist and Reference Librarian
Delaware				
Florida	Beth Golding	State Archivist/Chief, Bur. of Archives & Rec Mgmt		
Georgia				
Hawaii				
Idaho	David Matte	Idaho	Mackenzie Stone	Government Records Manager
Illinois	David Joens	Director, Illinois State Archives	Cathy Popovitch	Archival program Administrator
Indiana	Chandler Lighty	Executive Director	Claire Alderfer	Deputy Director
Iowa	Jeffrey Dawson	Archivist		
Kansas				
Kentucky	Cathrine Giles	State Records Branch Manager		
Louisiana	Nancy Landry	First Assistant Secretary of State	Catherine Newsome	State Archivist & Director
Maine	Katherine McBrien	State Archivist	Steve Bromage	Director Maine Historical Society
Maryland	Thomas Beck	Chief Curator of Special Collections (retired)	Robert Schoeberlein	Acting Archivist of Baltimore
Massachusetts	John D. Warner, Jr.	Archivist of the Commonwealth	Alejandra Moutenot	Digital Archivist
Michigan				
Minnesota	Ken Whitworth	Minnesota Historical Society Director and CEO	Shawn Rounds	State Archivist and Director of Library & Archives
Mississippi				
Missouri	by law-John Ashcroft/functionally-John Dougan	SOS/Director of Records Services	(see above) Brian Rogers	Princip Assistant for Boards and Commissions
Montana				
Nebraska				
Nevada				

State	SHRAB Coordinator		Deputy Coordinator	
	Name	Job Title	Name	Job Title
New Hampshire				
New Jersey				
New Mexico				
New York	Tom Ruller	State Archivist	John Diefenderfer	Archives and Records Management Specialist 3
North Carolina	Dr. Darin Waters	Deputy Secretary, Office of Archives and History	Sarah E. Koonts	State Archivist and Records Administrator
North Dakota				
Ohio	Fred Previts	State Archivist	Connie Conner	Government Records Archivist
Oklahoma				
Oregon				
Pennsylvania	David Carmicheal	State Archivist	Cindy Bendroth	Archivist IV
Rhode Island	Ashley Selima	State Archivist & Public Records Administrator		
South Carolina	Dr. W. Eric Emerson	Director, SC Dept. of Archives and Hlstory	Erin Lowry	State Records Analyst
South Dakota	Chelle Somsen	State Archivist		
Tennessee	Jami Awalt	Assistant State Archivist	Sara Baxter	Archivist 2
Texas				
Utah	James Kichas	Assistant Director	Mahalla Ruddell	Archivist
Vermont	Tanya Marshall	State Archivist	Rachel Onuf	Vermont Historical Records Program Director
Virginia	Chad Owen	Records Management Manager	Vacant	
Washington				
West Virginia				
Wisconsin	Abbie Norderhaug	State Archivist & Director of Acquisitions	None	
Wyoming	Sara Davis	State Archivist	N/A	
District/Territory				
American Samoa				
District of Columbia				
Guam				
Northern Marianas				
Puerto Rico				
U.S. Virgin Islands				

TABLE 76. Funding Sources of SHRAB Activities and Administrative Support by Percentage

State	NHPRC funding	State/territorial archives budget funds	Other state/territorial budget funds	Staff matching funds/time	Other grant funding	Private donations	Other	Explanation of Other
Alabama								
Alaska	50%			50%				
Arizona	61%			39%				
Arkansas		75%		25%				
California								
Colorado	75%			25%				
Connecticut	90%			10%				
Delaware								
Florida								
Georgia								
Hawaii								
Idaho	85%			15%				
Illinois	40%	40%					20%	Grant recipients match for our re-grant program.
Indiana								
Iowa	20%	80%						
Kansas								
Kentucky		5%						
Louisiana								Recreated in 2020 and meeting regularly but have not received funds or active in granting yet.

State	NHPRC funding	State/territorial archives budget funds	Other state/territorial budget funds	Staff matching funds/time	Other grant funding	Private donations	Other	Explanation of Other
Maine	90%			10%				
Maryland		100%						Maryland SHRAB activities have been underwritten partially in the past by an NHPRC grant.
Massachusetts	80%	8%		12%				We also administer a Veteran's Grant Program funded by Legislative appropriation.
Michigan								
Minnesota								
Mississippi								
Missouri	15%	85%						Most staff match is not included in the percentages above.
Montana								
Nebraska								
Nevada								
New Hampshire								
New Jersey								
New Mexico								
New York		100%						
North Carolina	25%	5%		70%				
North Dakota								
Ohio								

State	NHPRC funding	State/territorial archives budget funds	Other state/territorial budget funds	Staff matching funds/time	Other grant funding	Private donations	Other	Explanation of Other
Oklahoma								
Oregon								
Pennsylvania	100%							
Rhode Island								Primarily funded through NHPRC, staff time matching per grant, and State Archives pays for website
South Carolina	75%			25%				
South Dakota	75%			25%				
Tennessee	50%	50%						
Texas								
Utah	90%	5%		5%				
Vermont	100%							Selected "OTHER" because we fund two FTEs for a state program that includes SHRAB admin support.
Virginia				95%			5%	Library of Virginia Foundation will sometimes chip in for food for meetings.
Washington								
West Virginia								
Wisconsin	47.50	52.50						
Wyoming	67			33				

TABLE 77A. SHRAB and State Archives Activities

State	Advocacy		Compilation/maintenance of statewide repository directory		Providing or funding workshops/trainings on archives/records topics		Providing or funding workshops/trainings on grant writing		Emergency Preparedness Activities	
	SHRAB	State Archives	SHRAB	State Archives	SHRAB	State Archives	SHRAB	State Archives	SHRAB	State Archives
Alabama				X						
Alaska	X					X				X
Arizona					X	X			X	X
Arkansas				X						
California										
Colorado	X				X		X		X	X
Connecticut	X	X			X	X				X
Delaware										
Florida						X				X
Georgia										
Hawaii										
Idaho	X	X			X	X				
Illinois	X		X	X	X	X	X			X
Indiana						X				
Iowa	X	X								
Kansas										
Kentucky										
Louisiana		X	X	X	X	X			X	X
Maine										
Maryland		X				X				X
Massachusetts	X	X	X							X
Michigan										
Minnesota										
Mississippi										
Missouri		X		X	X	X				X
Montana										
Nebraska										
Nevada										
New Hampshire										

State	Advocacy		Compilation/maintenance of statewide repository directory		Providing or funding workshops/trainings on archives/records topics		Providing or funding workshops/trainings on grant writing		Emergency Preparedness Activities	
	SHRAB	State Archives	SHRAB	State Archives	SHRAB	State Archives	SHRAB	State Archives	SHRAB	State Archives
New Jersey										
New Mexico										
New York	X	X		X		X		X	X	X
North Carolina					X	X		X		
North Dakota										
Ohio	X				X	X	X			
Oklahoma										
Oregon										
Pennsylvania					X	X		X		
Rhode Island			X		X	X	X			X
South Carolina		X	X		X		X			X
South Dakota		X				X				
Tennessee						X	X	X		X
Texas										
Utah	X	X	X		X	X	X		X	X
Vermont	X	X	X		X	X	X		X	
Virginia										
Washington		X				X		X		X
West Virginia										
Wisconsin	X				X	X				
Wyoming	X	X	X	X	X	X	X	X		
District/Territory										
American Samoa										
District of Columbia										
Guam										
Puerto Rico										
Northern Marianas Islands										
US Virgin Islands										

TABLE 77B. SHRAB and State Archives Activities

State	Field/Traveling/Roving Archivist(s)		Grant review		Promoting Archives Month		Other outreach or promotional activities	
	SHRAB	State Archives	SHRAB	State Archives	SHRAB	State Archives	SHRAB	State Archives
Alabama						X		
Alaska	X		X		X	X		X
Arizona	X		X		X	X		X
Arkansas		X				X		X
California								
Colorado			X	X		X		
Connecticut	X		X	X	X	X		X
Delaware								
Florida		X		X		X		X
Georgia								
Hawaii								
Idaho						X		X
Illinois			X	X	X	X		X
Indiana								
Iowa	X		X	X		X		
Kansas								
Kentucky					X	X		
Louisiana					X	X		
Maine				X		X		
Maryland			X			X		
Massachusetts	X		X			X	X	
Michigan								
Minnesota								
Mississippi								
Missouri		X	X	X		X		X
Montana								
Nebraska								
Nevada								
New Hampshire								

State	Field/Traveling/Roving Archivist(s)		Grant review		Promoting Archives Month		Other outreach or promotional activities	
	SHRAB	State Archives	SHRAB	State Archives	SHRAB	State Archives	SHRAB	State Archives
New Jersey								
New Mexico								
New York		X		X	X	X		
North Carolina	X	X		X		X		
North Dakota								
Ohio	X		X			X		
Oklahoma								
Oregon								
Pennsylvania		X	X	X		X	X	X
Rhode Island						X	X	X
South Carolina						X		X
South Dakota						X		
Tennessee		X	X	X		X		
Texas								
Utah		X	X			X	X	
Vermont	X		X			X	X	X
Virginia		X				X		
Washington		X		X		X		X
West Virginia								
Wisconsin								
Wyoming	X	X	X	X				
District/Territory								
American Samoa								
District of Columbia								
Guam								
Puerto Rico								
Northern Marianas Islands								
US Virgin Islands								

TABLE 77C. SHRAB and State Archives Activities

State	Regrants		Sponsoring or participating in programs directed at local governments		Sponsoring or participating in programs directed at non-governmental programs		Sponsoring or participating in other conferences		Other	
	SHRAB	State Archives	SHRAB	State Archives	SHRAB	State Archives	SHRAB	State Archives	SHRAB	State Archives
Alabama										
Alaska	X			X						
Arizona	X		X	X	X	X				
Arkansas							X	X		
California										
Colorado	X			X	X					
Connecticut	X			X	X	X		X	X	X
Delaware										
Florida				X		X		X		
Georgia										
Hawaii										
Idaho	X		X	X			X	X		
Illinois	X			X		X		X		X
Indiana								X		
Iowa										
Kansas										
Kentucky									X	
Louisiana										
Maine										
Maryland				X		X		X		
Massachusetts	X				X		X			
Michigan										
Minnesota										
Mississippi										
Missouri		X	X	X	X	X		X		
Montana										
Nebraska										
Nevada										
New Hampshire										

State	Regrants		Sponsoring or participating in programs directed at local governments		Sponsoring or participating in programs directed at non-governmental programs		Sponsoring or participating in other conferences		Other	
	SHRAB	State Archives	SHRAB	State Archives	SHRAB	State Archives	SHRAB	State Archives	SHRAB	State Archives
New Jersey										
New Mexico										
New York				X	X	X				
North Carolina				X	X	X				
North Dakota										
Ohio	X		X	X	X					
Oklahoma										
Oregon										
Pennsylvania				X		X	X	X		X
Rhode Island				X				X		
South Carolina	X			X			X			
South Dakota										
Tennessee	X	X		X	X					
Texas										
Utah	X		X	X		X				
Vermont				X	X		X	X		
Virginia				X		X		X		
Washington				X				X		
West Virginia										
Wisconsin			X		X		X			
Wyoming	X	X	X	X			X	X		
District/Territory										
American Samoa										
District of Columbia										
Guam										
Puerto Rico										
Northern Marianas Islands										
US Virgin Islands										

TABLE 77D. SHRAB and State Archives Activities

State	Explanation of Other
Alabama	
Alaska	
Arizona	
Arkansas	Archives staff have provided extramural advice to county officials re record retention and conservation; Archives staff have made public appearances promoting awareness of Archives month and also more general awareness of the Archives and its holdings; staff have presented papers at professional conferences based on Archives collections.
California	
Colorado	
Connecticut	
Delaware	
Florida	Other promotional activities—IMLS/LSTA funded digital outreach including strong social media presence; staffing info/promotional booths at local events; frequent tours for individuals, families, organizations, etc.; frequent webinars for history, genealogy, educational and other organizations to promote and instruct in use of archives for a variety of purposes; sponsorship of two awards for annual statewide History Day competition.- Presenting on a variety of topics at professional archives, records management and library conferences
Georgia	
Hawaii	

State	Explanation of Other
Idaho	Other Outreach—Idaho State Archives offers monthly onsite themed programming and Idaho State Historical Society social media and marketing efforts. SHRAB—Deputy State Coordinator attended Northwest Regional Heritage Conference to present the traveling constitution exhibit.
Illinois	For outreach, the State Archives put on three conservation workshops geared towards under served communities in Chicago. Under other, we also created a cross-training program with the Indiana State Archives, where each agency sent an archivist to the other state’s archives for a week for cross-training.
Indiana	We provide regular financial support for the Society of Indiana Archivists annual conference.
Iowa	
Kansas	
Kentucky	This SHRAB is active as of 2021. We are still in the process of establishing our work and goals.
Louisiana	
Maine	Our SHRAB was recently activated again (seats were filled) and with COVID there wasn’t much activity.
Maryland	
Massachusetts	We sponsor the Mass. History Alliance Conference, administer Archival Field Fellowships, and participate in SHRAB conferences.
Michigan	
Minnesota	

State	Explanation of Other
Mississippi	
Missouri	
Montana	
Nebraska	
Nevada	
New Hampshire	
New Jersey	
New Mexico	
New York	
North Carolina	
North Dakota	
Ohio	
Oklahoma	
Oregon	
Pennsylvania	Community History Dialogue; Annual Archives & Records Management Seminar
Rhode Island	
South Carolina	Appeared at SC Archival Association workshop to promote regrant program. Make semi-regular reports on regrant participation in newsletter of the SC Confederation of Local Historical Organizations.
South Dakota	
Tennessee	

State	Explanation of Other
Texas	
Utah	
Vermont	Through the Vermont Historical Records Program (VHRP) of the Vermont State Archives and Records Administration (VSARA) a broad range of archival technical assistance is provided to Vermont historical records repositories, including local and state agencies served by VSARA (public records) and those repositories served by the SHRAB (non-public records).
Virginia	
Washington	History Quizzes at pubs as part of outreach. Sponsor and participate in community events, genealogy conferences, fairs, etc.
West Virginia	
Wisconsin	The WHRAB sponsored 3 sessions at the Wisconsin Local History and Historic Preservation Conference as well as staffed a vendor Table.
Wyoming	
District/Territory	
American Samoa	
District of Columbia	
Guam	
Puerto Rico	
Northern Marianas Islands	
US Virgin Islands	

TABLE 78. Impact of SHRAB on State Archives and State Archival Communities

State	Direct impact of your SHRAB on your state's archives program				Direct impact of your SHRAB on your state's archival community			
	Very Positive	Positive	Neutral	Not Applicable	Very positive	Positive	Neutral	Not Applicable
Alabama			X				X	
Alaska			X			X		
Arizona		X				X		
Arkansas			X				X	
California								
Colorado		X				X		
Connecticut		X			X			
Delaware								
Florida				X				X
Georgia								
Hawaii								
Idaho		X				X		
Illinois	X				X			
Indiana				X				X
Iowa			X				X	
Kansas								
Kentucky				X				X
Louisiana			X				X	
Maine		X				X		
Maryland		X					X	
Massachusetts		X				X		
Michigan								
Minnesota			X					X
Mississippi								
Missouri			X				X	
Montana								
Nebraska								
Nevada								
New Hampshire								

State	Direct impact of your SHRAB on your state's archives program				Direct impact of your SHRAB on your state's archival community			
	Very Positive	Positive	Neutral	Not Applicable	Very positive	Positive	Neutral	Not Applicable
New Jersey								
New Mexico								
New York		X				X		
North Carolina			X			X		
North Dakota								
Ohio	X				X			
Oklahoma								
Oregon								
Pennsylvania			X				X	
Rhode Island			X			X		
South Carolina		X				X		
South Dakota		X				X		
Tennessee			X			X		
Texas								
Utah	X					X		
Vermont	X				X			
Virginia			X				X	
Washington				X				X
West Virginia								
Wisconsin		X				X		
Wyoming	X				X			
District/Territory								
American Samoa								
District of Columbia								
Guam								
Northern Marianas								
Puerto Rico								
U.S. Virgin Islands								

TABLE 79. Aspirational SHRAB Activities

State	What additional projects or activities would your SHRAB like to engage in, especially if you had additional funding?
Alabama	Local records are decentralized in Alabama and as a result, Alabama needs funding for a survey and assessment of county government permanent records.
Alaska	Alaska related lesson plans for teachers and other resources for students pertaining to Local History Day, Alaska History Day and National History Day activities. Lesson plans related to Department of Education state standards regarding teaching Alaska History.
Arizona	Hiring consultants for planning board activities and contractors to conduct some of the work.
Arkansas	Embracing regranting in support of local records preservation efforts; more general promotion of the State Archives and its missions.
California	
Colorado	Bigger regrant projects that can last longer than 10 months.
Connecticut	<p>If the funding was available, the CT-SHRAB would like to support a one or two year paid internship for graduate students or a fellowship for recent graduates. The salary would be competitive and sufficient for the cost of living in the greater Hartford area.</p> <p>This type of opportunity would provide relevant paid experience for individuals just entering the field as well as assist small to medium cultural heritage organizations within the state with needed hands-on help. The intern/fellow would work under the mentorship of one of the Traveling Archivists.</p> <p>The board would particularly like to provide opportunities for individuals from underrepresented groups within the archival profession. Despite a desire to have a diverse work force, there are very few applicants from these communities for professional level positions. By providing a paid opportunity, we hope to attract and develop a more representative candidate pool.</p>
Delaware	
Florida	
Georgia	
Hawaii	

State	What additional projects or activities would your SHRAB like to engage in, especially if you had additional funding?
Idaho	Idaho's geography is diverse and complex making it difficult to have statewide reach particularly during winter months. Our hope is to be able to create more statewide training opportunities.
Illinois	We are working on providing storage for small archival institutions to store their digitized collections. We will need to update our long-range plan someday soon and probably do a survey assessment of archives in Illinois. More outreach to under-served communities would be something also.
Indiana	The prospective SHRAB members are interested in re-grants and records management training. If funding is secured it will also be interested in professional development opportunities for local records custodians and archivists. Longer term we'd like to secure NHPRC funding for access projects. Currently the Indiana State Archives has very little digitized.
Iowa	
Kansas	
Kentucky	We hope to fund education and training opportunities for under represented and smaller archives. We also hope to collect centralized resources for disaster preparedness and recovery.
Louisiana	Members of SHRAB are currently not super active; we need more engaged appointees.
Maine	roving archivist
Maryland	The role of the SHRAB has diminished over time. Maryland institutions applying for an NHPRC would often allow the SHRAB to review their grant proposal drafts for suggestions before finalizing them for the NHPRC. This has not happened for at least a decade. Further, several years have gone by without a Maryland institution (with the exception of the State Archives) putting forth an NHPRC grant application. The focus of the Maryland SHRAB had always been grant reviewing. Recently, the NHPRC changed its reviewing process. Now board members from other states, and only one of two from the Maryland SHRAB, review grants put forth from Maryland institutions. General grant writing workshops offered by the SHRAB might bring a new purpose for the Maryland board members.

State	What additional projects or activities would your SHRAB like to engage in, especially if you had additional funding?
Massachusetts	Statewide Repository Directory
Michigan	
Minnesota	I would like to see us engage in (1) education to tribal archives in the state/regions to support and assist those programs, and (2) conduct a statewide township record survey to drive additional plans and activities for these often-neglected records.
Mississippi	
Missouri	traveling archivists, more workshops, regrants
Montana	
Nebraska	
Nevada	
New Hampshire	
New Jersey	
New Mexico	
New York	Additional training and education for archival administration in repositories statewide.
North Carolina	regrants, development of additional resources (online and printed) and training for cultural heritage institutions, survey of African American collections in state
North Dakota	
Ohio	Provide archival repositories with additional training on topics such as preservation, grant writing, and advocacy and outreach.
Oklahoma	
Oregon	
Pennsylvania	Statewide directory, regrants, advocacy
Rhode Island	
South Carolina	
South Dakota	traveling archivist program
Tennessee	

State	What additional projects or activities would your SHRAB like to engage in, especially if you had additional funding?
Texas	
Utah	Ability to provide more pass-thru grants to underserved repositories.
Vermont	We would like to expand our roving archivist concept to include geographically based field archivists, trained and paid individuals who can describe and expand access to, and knowledge about, historical records throughout the state. In addition to possibly FTEs (this is where/ why the Vermont Historical Records Program is a significant vehicle for sustaining SHRAB activities), there are a wealth of college students as well as retirees who would welcome opportunities to part of a broader network to perform this work.
Virginia	We successfully completed a strategic planning activity; our next step is hopefully to pursue programming grants for regranting.
Washington	
West Virginia	
Wisconsin	Archives Month programming
Wyoming	I would like to create a more robust roving archivist program to support the various cultural heritage institutions that have records. I would also like to have dedicated staff to facilitating the SHRAB programming and offer more workshops and training opportunities.
District/Territory	
American Samoa	
District of Columbia	
Guam	
Northern Marianas	
Puerto Rico	
U.S. Virgin Islands	

TABLE 80. SHRAB Collaborations

State	Does your SHRAB engage in any collaborative, regional activities with other SHRABs?	Does your State/Territorial Archives engage in any collaborative or regional activities with other archives? (check all that apply)							Other
		NARA	NARA Presidential Libraries	Other State Archives	Local Municipal Archives	Other Local Archives	Tribal Archives	None	
Alabama	No				X	X	X		Colleges and universities
Alaska	No			X		X	X		
Arizona	No	X			X	X	X		
Arkansas	No								
California									
Colorado	No							X	
Connecticut	No			X		X			CRIS, a private non-profit that provides reading services to the blind and reading impaired; Connecticut League of History Organizations
Delaware									
Florida				X	X	X			
Georgia									
Hawaii									
Idaho	No				X				
Illinois	Yes	X		X					
Indiana	No							X	
Iowa	No							X	
Kansas									
Kentucky	No							X	
Louisiana	No							X	

State	Does your SHRAB engage in any collaborative, regional activities with other SHRABs?	Does your State/Territorial Archives engage in any collaborative or regional activities with other archives? (check all that apply)							Other
		NARA	NARA Presidential Libraries	Other State Archives	Local Municipal Archives	Other Local Archives	Tribal Archives	None	
Maine	No	X							
Maryland	No			X	X	X			
Massachusetts	Yes			X	X	X			
Michigan									
Minnesota	No								
Mississippi									
Missouri	Yes		X	X	X	X			State and local historical societies; past digitization collaborations attempts with NARA have been declined by NARA
Montana									
Nebraska									
Nevada									
New Hampshire									
New Jersey									
New Mexico									
New York	No				X	X			
North Carolina	No			X		X			
North Dakota									
Ohio	No					X			
Oklahoma									
Oregon									

State	Does your SHRAB engage in any collaborative, regional activities with other SHRABs?	Does your State/Territorial Archives engage in any collaborative or regional activities with other archives? (check all that apply)							Other
		NARA	NARA Presidential Libraries	Other State Archives	Local Municipal Archives	Other Local Archives	Tribal Archives	None	
Pennsylvania	No							X	
Rhode Island	No							X	
South Carolina	No			X					
South Dakota	No							X	
Tennessee	No							X	
Texas									
Utah	No	X		X	X	X	X		
Vermont	Yes			X	X	X			College and university archives; archives within historical societies, museums and libraries; etc.
Virginia	No			X	X	X			
Washington	No				X	X			
West Virginia									
Wisconsin	No							X	
Wyoming	Yes			X		X	X		
District/Territory									
American Samoa									
District of Columbia									
Guam									
Northern Marianas									
Puerto Rico									
U.S. Virgin Islands									

TABLE 81. Professions Represented by SHRAB Board Members

State	What institution types are represented by your Board membership? (check all that apply)								
	Archivists	Educators	Folklorists	Genealogists	Historians	Librarians	Museum Professionals	Oral Historians	Other
Alabama	X			X	X	X	X		Local government officials, Local and state organizations
Alaska	X				X		X		University History Professors; Native American records manager, staff from Office of History and Archaeology; Records analysts
Arizona	X				X	X			
Arkansas		X				X			Businesspeople, retirees.
California									
Colorado	X				X	X	X	X	
Connecticut	X	X			X	X	X		Researchers/Users in other subject matter areas such as environmentalists
Delaware									
Florida									
Georgia									
Hawaii									
Idaho	X	X		X		X			One city clerk, one city employee, one county court employee, records manager
Illinois	X	X		X	X	X	X		A member from both our State's Local Records Commission and our State Records Commission
Indiana	X	X		X	X				County/local records custodian
Iowa	X					X			Public Members who are interested in history

State	What institution types are represented by your Board membership? (check all that apply)								
	Archivists	Educators	Folklorists	Genealogists	Historians	Librarians	Museum Professionals	Oral Historians	Other
Kansas									
Kentucky	X	X		X		X			
Louisiana	X	X			X	X	X		
Maine	X	X			X		X		
Maryland	X	X			X	X	X		
Massachusetts	X				X	X	X		State and Municipal officials and employees
Michigan									
Minnesota									Not applicable at this time, but the checklist is a good roadmap!
Mississippi									
Missouri	X	X			X	X	X		
Montana									
Nebraska									
Nevada									
New Hampshire									
New Jersey									
New Mexico									
New York	X			X	X		X		
North Carolina	X				X	X			Elected officials (registers of deeds)
North Dakota									
Ohio	X			X	X	X			Local government officials
Oklahoma									

State	What institution types are represented by your Board membership? (check all that apply)								
	Archivists	Educators	Folklorists	Genealogists	Historians	Librarians	Museum Professionals	Oral Historians	Other
Oregon									
Pennsylvania	X	X				X	X		Historical Society Volunteers
Rhode Island	X				X	X	X		
South Carolina	X	X				X			
South Dakota	X				X	X			Archaeologist
Tennessee	X			X	X	X			
Texas									
Utah	X				X				
Vermont	X				X	X	X		Conservators; Records and Information Management Specialists
Virginia	X	X		X	X	X	X		Circuit Court Judge
Washington									
West Virginia									
Wisconsin	X	X							
Wyoming	X	X	X	X	X	X	X	X	
District/Territory									
American Samoa									
District of Columbia									
Guam									
Northern Marianas Islands									
Puerto Rico									
US Virgin Islands									

TABLE 82. SHRAB Demographic Representation

State	Does your SHRAB reflect the demographics of your state/territory?
Alabama	It is fairly representative.
Alaska	There is a 20% lack of representation from the Black, Asian and Pacific Islander populations that also make up Alaska's population. Currently there is only one Native Alaskan member, representing a 10% lack of representation from the native community.
Arizona	No.
Arkansas	Not really; is entirely Euroamerican (state is approx. 18% African American, plus other significant ethnic cultural fractions) and of six current active members only one is female.
California	
Colorado	Geographically—yes. Other demographics, no
Connecticut	Not yet. CT-SHRAB recently adopted a Diversity, Inclusivity and Equity Statement https://ctstatelibrary.org/state-archives/connecticut-state-historical-records-advisory-board/ and is working towards board Membership that more accurately reflects Connecticut's demographics including traditionally excluded voices from the BIPOC, and LGBTQIA+ communities. We have made some progress in this area. We also strive for geographic diversity.
Delaware	
Florida	
Georgia	

State	Does your SHRAB reflect the demographics of your state/territory?
Hawaii	
Idaho	Yes
Illinois	It is pretty close.
Indiana	It's 50/50 for gender. The geographic distribution is okay, but the SHRAB composition (6) is relatively small per the executive order. We did try for greater racial/ethnic diversity but were unsuccessful.
Iowa	Yes
Kansas	
Kentucky	No
Louisiana	Yes
Maine	Yes
Maryland	No. We lack representation from outside central Maryland. However, virtual meetings as we go forward may allow for a broader representation.
Massachusetts	Yes, but we continue to prioritize even greater diversity.
Michigan	
Minnesota	NA
Mississippi	
Missouri	Yes.
Montana	

State	Does your SHRAB reflect the demographics of your state/territory?
Nebraska	
Nevada	
New Hampshire	
New Jersey	
New Mexico	
New York	No
North Carolina	Mostly: 1 white male, 1 Native American male, 2 African American females and 3 white females
North Dakota	
Ohio	Not currently
Oklahoma	
Oregon	
Pennsylvania	Yes, we try to get all regions of the commonwealth and we are working on diversity within the board
Rhode Island	
South Carolina	At the current time, it does not. Board currently consists of 4 Caucasian women and 1 Caucasian man. Names of individuals that would make the board more diverse have been submitted to the Governor's Office, but these nominations have not been acted on.

State	Does your SHRAB reflect the demographics of your state/territory?
South Dakota	yes
Tennessee	No, it does not.
Texas	
Utah	Yes.
Vermont	Yes, currently the SHRAB reflects the demographics of Vermont based on most categories in the latest U.S. census results.
Virginia	Somewhat, but it could be better.
Washington	
West Virginia	
Wisconsin	No
Wyoming	Yes.
District/Territory	
American Samoa	
District of Columbia	
Guam	
Northern Marianas	
Puerto Rico	
U.S. Virgin Islands	

Emergency Preparedness

TABLE 83. Emergency Preparedness and Recovery Planning

State	Does your state archives and/or records management program have an emergency preparedness and recovery plan in place?			Is your plan up to date?		Does your staff participate in emergency response drills (not including tornado and fire drills) to test the agency's disaster plan?					Have you made changes to your emergency plan in response to the COVID-19 pandemic?		Does your state's Continuity of Operations Plan (COOP) and Emergency Response Plan include archives and records management disaster planning, response, and recovery as one of the plan's components?					Does your state's COOP address the following: (check all that apply)						
	Yes	One is being developed	No	Yes	No	Yes, twice a year or more	Yes, once a year	Yes, but less often than once a year	Rarely	Never	Yes	No	Yes – Part of agency/institutional plan	Yes – Part of state plan	Yes – Part of both agency/institutional and state plan	No	Don't Know/Other	Human made physical attacks	Civil Unrest / Protest	Cyber-attacks/ransomware	Facility Failure	Hazardous Wastes Release	Natural Disasters	Pandemics
Alabama	X			X			X					X				X		X					X	X
Alaska		X											X					X		X	X	X	X	X
Arizona	X				X				X			X	X					X	X	X	X	X	X	X
Arkansas	X				X			X				X			X			X			X		X	X
California																								
Colorado	X				X					X		X	X					X		X	X	X	X	X
Connecticut		X															X	X			X		X	X
Delaware																								
Florida	X			X						X		X	X											
Georgia																								
Hawaii																								
Idaho																								
Illinois	X			X					X			X	X					X	X	X	X	X	X	
Indiana																								
Iowa	X			X					X		X	X	X					X	X	X	X		X	X
Kansas																								
Kentucky	X				X					X		X	X					X	X	X	X	X	X	X
Louisiana	X			X					X		X	X	X							X	X	X	X	X
Maine	X			X						X		X	X					X					X	
Maryland	X			X		X					X				X			X	X	X	X	X	X	X
Massachusetts	X			X				X			X	X	X					X	X	X		X	X	X
Michigan		X															X							
Minnesota		X											X					X	X	X	X		X	
Mississippi	X			X					X			X	X								X		X	
Missouri	X			X			X				X		X											
Montana																								
Nebraska																								
Nevada	X				X					X		X	X					X	X	X	X	X	X	X
New Hampshire																								
New Jersey																								
New Mexico																								
New York	X			X					X			X				X		X	X				X	
North Carolina	X			X				X				X		X				X	X	X	X	X	X	X
North Dakota																								
Ohio	X			X					X			X	X											
Oklahoma	X				X				X			X	X											
Oregon																								
Pennsylvania	X			X			X				X				X			X	X	X	X	X	X	X
Rhode Island	X			X			X				X		X											
South Carolina	X				X				X			X	X										X	
South Dakota	X			X					X		X		X					X			X	X	X	
Tennessee													X						X	X	X		X	

State	Does your state archives and/or records management program have an emergency preparedness and recovery plan in place			Is your plan up to date?		Does your staff participate in emergency response drills (not including tornado and fire drills) to test the agency's disaster plan?					Have you made changes to your emergency plan in response to the COVID-19 pandemic?		Does your state's Continuity of Operations Plan (COOP) and Emergency Response Plan include archives and records management disaster planning, response, and recovery as one of the plan's components?					Does your state's COOP address the following: (check all that apply)						
	Yes	One is being developed	No	Yes	No	Yes, twice a year or more	Yes, once a year	Yes, but less often than once a year	Rarely	Never	Yes	No	Yes – Part of agency/institutional plan	Yes – Part of state plan	Yes – Part of both agency/institutional and state plan	No	Don't Know/Other	Human made physical attacks	Civil Unrest / Protest	Cyber-attacks/ransomware	Facility Failure	Hazardous Wastes Release	Natural Disasters	Pandemics
Texas																								
Utah	X			X			X				X				X			X	X	X	X	X	X	X
Vermont	X				X			X				X			X			X			X	X	X	X
Virginia			X										X											
Washington	X				X				X			X			X			X	X	X	X	X	X	X
West Virginia		X											X							X		X		
Wisconsin	X			X						X						X		X	X			X		X
Wyoming	X				X					X		X					X	X		X				
District/Territory																								
American Samoa																								
District of Columbia																								
Guam																								
Northern Marianas																								
Puerto Rico																								
U.S. Virgin Islands																								

TABLE 84. Statewide/Regional Emergency Planning Groups and Participation

State	Does your state archives program participate in a statewide or regional group focused on emergency planning and preparedness, for example Alliance for Response or COSTEP?	If yes, what group does your state archives participate in?
Alabama	No	
Alaska	No	
Arizona	Yes	Alliance for Response
Arkansas	No	
California		
Colorado	No	
Connecticut	Yes	COSTEP-CT
Delaware		
Florida	No	
Georgia		
Hawaii		
Idaho		
Illinois	Yes	Illinois Emergency Management Agency
Indiana		
Iowa	No	
Kansas		
Kentucky	No	
Louisiana	Yes	HENTF, FEMA, connections with National Heritage Responders local contact
Maine	Yes	CERC
Maryland	No	

State	Does your state archives program participate in a statewide or regional group focused on emergency planning and preparedness, for example Alliance for Response or COSTEP?	If yes, what group does your state archives participate in?
Massachusetts	Yes	COSTEP-MA
Michigan	No	
Minnesota	No	
Mississippi	No	
Missouri	No	
Montana		
Nebraska		
Nevada	No	
New Hampshire		
New Jersey		
New Mexico		
New York	Yes	Capital District Alliance for Response
North Carolina	Yes	CREST (Cultural Resources Emergency Support Team)
North Dakota		
Ohio	No	
Oklahoma	Yes	Alliance for Response
Oregon		
Pennsylvania	Yes	PA Cultural Resource Network (PACRN) PA Cultural Response Team (PaCRT), AFR
Rhode Island	No	

State	Does your state archives program participate in a statewide or regional group focused on emergency planning and preparedness, for example Alliance for Response or COSTEP?	If yes, what group does your state archives participate in?
South Carolina	Yes	Palmetto Archives, Libraries and Museums Council on Preservation
South Dakota	No	
Tennessee	No	
Texas		
Utah	No	
Vermont	Yes	Vermont Arts and Culture Disaster and Resilience Network (VACDaRN)
Virginia	No	
Washington	No	
West Virginia	No	
Wisconsin	No	
Wyoming	No	
District/Territory		
American Samoa		
District of Columbia		
Guam		
Northern Marianas		
Puerto Rico		
U.S. Virgin Islands		

TABLE 85. Ranked Priorities for the Next Two Years

State	Priorities: Among the following issues and initiatives facing state/territorial archives and records management programs, please rank your top 10 priorities for the next 2 years.																			
	Access to restricted records	Advocacy	Archival programming and initiatives (e.g. backlog processing, policy development, etc.)	Budget/funding	Building/expanding/managing electronic records infrastructure	Building/expanding/managing facilities	Researcher demand for distant access and services	Cultural diversity and inclusion in archival description and programming	Diversity of staff represents demographics of constituents	Emergency preparedness, response and recovery, including COVID-19	Implementing/enhancing outreach to agency and/or local government partners	Navigating political landscapes	Public engagement and education	Records management programming and initiatives (e.g. records scheduling, training)	Rethinking funding models	Staff development	Staff recruitment and retention	Succession planning	Other	Description of Other
Alabama		6	4		8	1		5	2		3	7	9				10			
Alaska			8	2	9			10		5			6	7	1			3	4	Vendor compliance/coordination with other state agency (procurement) Reestablishing good relations and authority with both the State's Office of Procurement and Property Management and third-party records center vendors will help resolve issues that stand in the way of responsible records management and fiscal practices for state agencies.
Arizona			4	2	1		8	10	9		6		7	3			5			
Arkansas			1	5	2		4	8			7		9	6		10	3			
California																				
Colorado	5		4	3	8	1	9				7	2					10			
Connecticut	7		8		1		5	6		9	4						10		3	The Office of the Public Records Administrator (OPRA) and the State Archives, and records management and archival preservation in general, need an overall higher enterprise profile among state agencies. There has been a significant turnover in state agency staff due to retirements and the impact of the COVID pandemic. OPRA has been critically understaffed for years and unable to provide the training necessary for new state agency RMLOs, even with the availability of new technologies.
Delaware																				
Florida	10		9	1	2	5	8	6				7					4	3		
Georgia																				
Hawaii																				
Idaho																				
Illinois	8			3	1	5		6	10	9				2		4			7	
Indiana																				
Iowa		10	2	1	9	3					8		7			5	6	4		
Kansas																				
Kentucky		3	4	2	10					1	6		9	5		7	8			
Louisiana		6	9			2				3	5	10	7	1		4			8	
Maine		10	1	5	2		9				3		4	6		7	8			
Maryland			6	1	2	9		7		8				10	3		4	5		
Massachusetts	5		7	1	4	9		6		10				8			2	3		
Michigan		10	1	9	2			8		6	4		5			7	3			
Minnesota			5	3	9	7	4	6					10	8			2	1		
Mississippi	5			2	6		4			10	8			7		9	1	3		
Missouri	6		2		3		1	9			5		7	4		8	10			
Montana																				
Nebraska																				
Nevada		5	4	2	1	3						10	6	7	8	9				

Priorities: Among the following issues and initiatives facing state/territorial archives and records management programs, please rank your top 10 priorities for the next 2 years.																				
State	Access to restricted records	Advocacy	Archival programming and initiatives (e.g. backlog processing, policy development, etc.)	Budget/funding	Building/expanding/managing electronic records infrastructure	Building/expanding/managing facilities	Researcher demand for distant access and services	Cultural diversity and inclusion in archival description and programming	Diversity of staff represents demographics of constituents	Emergency preparedness, response and recovery, including COVID-19	Implementing/enhancing outreach to agency and/or local government partners	Navigating political landscapes	Public engagement and education	Records management programming and initiatives (e.g. records scheduling, training)	Rethinking funding models	Staff development	Staff recruitment and retention	Succession planning	Other	Description of Other
New Hampshire																				
New Jersey																				
New Mexico																				
New York	6				1		5	4	2	9	10		8		3			7		
North Carolina		9	10		4			3					8	5	6		1	7	2	We have some severe facility issues beyond "management." Working on capital projects requests, getting best environmentals, protecting collections, and emergency response.
North Dakota																				
Ohio		10	2	1	3			7	8					8	5	6	4			
Oklahoma			8	1	4	5				6	7		10	3	9		2			
Oregon																				
Pennsylvania	4	10			2	1	3	7	5		9		6					8		
Rhode Island	10		3	6	2	1	7			9	4		8	5						
South Carolina				1	5		7	8	6		9	2	10				3	4		
South Dakota		3	4	5	6	1	10				9		7		8	2				
Tennessee	7		2		1		5	10		9	8		4			6	3			
Texas																				
Utah			6	1	4	9	3	5	8			10			2	7				
Vermont			5		1		8				7	10	9	6		4	3		2	We are in the thick of accessioning and managing GBs of digital archival records that have significant legal requirements, including exemptions to public inspection and copy that are time-based and/or require only redacting, but have limited file analyses tools being made available to state agencies to mitigate and quarantine certain records prior to transfer or being made available to us post-transfer.
Virginia			1	2	3	4	10	8			6		7	5			9			
Washington		8	9	10	4	2	3				6		1	5		7				
West Virginia			1		4	2	8	6	5	7			3	9			10			
Wisconsin		4	8	7			10	2			6		3		5	9			1	Organization building a new history center that means staff and collecting commitments
Wyoming		9	8	1	4						6		10	5			2	7	3	Collection Access (e.g. finding aids, digital surrogates, etc.)
District/Territory																				
American Samoa																				
District of Columbia																				
Guam																				
Northern Marianas																				
Puerto Rico																				
US Virgin Islands																				

TABLE 86. Strategies for Addressing Priorities

State	How is your program addressing its highest ranked priorities?
Alabama	
Alaska	Budgeting and funding have been the most difficult problems over the past four years, particularly with loss of revenues during the pandemic. That combined with losing imaging staff who brought in receipts-based work that funded basic programs have made funding open staff positions very difficult. Recruitment and retention are weighing heavily on the Division's minds also. Many positions have been re-written in the hopes of attracting more applicants. Efforts to recruit more Alaskans and Alaska Natives are no longer emphasized, as very few people are applying for the many open positions division wide. Unfortunately, some positions were down classed in order to meet decreasing personnel budget lines due to decreased revenues.
Arizona	We are currently running a pilot program with the Arizona Courts to implement a trusted digital repository through Preservica. We have received funding to conduct a feasibility study in FY 23 to outline the steps needed to scale up the pilot program to cover more government agencies. We are cultivating a positive relationship with Secretary of State and Governor's Office to identify additional funding opportunities.
Arkansas	By prioritizing processing toward backlog reduction; training and acquiring tools for electronic records management and preservation; filling vacancies when possible and providing training to staff new and old alike.
California	
Colorado	Working on joint decision item to secure new facility with History Colorado, continuing to request funding for large scale digitization projects and seeking out line item adjustments and grants
Connecticut	Earlier this year, the State Library received funding through the Community Project Funding / Congressionally Directed Spending process (also known as "earmarks") which was included in the NHPRC's budget for FY 2022. Our two federal senators, Richard Blumenthal and Chris Murphy, sponsored the request. Part of the grant will develop the necessary workflows to automate the transfer of electronic archival state government records into the Connecticut Digital Archive (CTDA), our digital preservation repository. The other part will allow us to bring in a consultant to research and plan for a parallel digital preservation repository for archival records whose access is restricted by law. The State Librarian advocated for the Office of the Public Records Administrator to be able to fill two positions: a vacant due to a retirement and a new position created by the General Assembly during 2022 session. The first position is a Public Records Analyst to administer the Historic Documents Preservation Grant Program for municipal records, and the records management program for state and municipal government agencies including updating records retention policies, updating and developing policies procedures, and guidelines, and provide training for state and municipal records creators, custodians, and records officers. The new Electronic Records Analyst position will work to develop and implement an effective electronic records management program for state and local government agencies. They will also assist state and local government officials with electronic records management issues, including email and social media.
Delaware	

State	How is your program addressing its highest ranked priorities?
Florida	Continued work with department leadership to request legislative funding sufficient to conduct critical and statutorily-mandated functions. Engaged in second attempt at competitive procurement process to secure consulting services to assess and make recommendations regarding facilities (no bid responses to first RFP).
Georgia	
Hawaii	
Idaho	
Illinois	Working with partners and especially working within the Secretary of State's office (budget, physical services, Personnel, IT, etc.
Indiana	
Iowa	Working with executive leadership to make sure budget, programmatic and facility needs are understood and accounted for.
Kansas	
Kentucky	We are actively involved in disaster recovery. The SHRAP is working on disaster initiatives and the Kentucky Council on Archives Board members are facilitating training about disaster response and preparedness.
Louisiana	The records management staff are continuing to increase the number of state and local agencies in compliance with our public records law and are actively seeking opportunities to increase awareness through outreach to various organizations, offices and individuals. Much needed building upgrades, as the building was constructed in the mid-1980s, are being sought through capitol outlay avenues. Staff work with agency personnel to update the Archives portion of the COOP, but are also planning to develop a separate disaster and emergency preparedness plan specific to the State Archives programs.
Maine	We have secured funding for a preservation program and hope to incorporate our current databases into one location for better efficiency.
Maryland	The Archives has always worked to improve the infrastructure that supports what we provide to the public, especially as the expectation that all records will be available online has solidified. IT staff have built a PageViewer system that allows a patron to view a virtual book by flipping each image as though it were a page, requiring a large infrastructure buildup that included our image system, catalog system and security systems. We are also expanding our Plats system, a Digital Image Reference System for Land Survey, Subdivision, and Condominium Plats. This expansion will allow us to process plats faster, and accept delivery of electronic records from the courts as plats and other records become born digital. Managing the Archives' holdings requires not only knowing today's transfer of knowledge from citizens to government, but also of records that are nearly 400 years old. As part of bringing that knowledge back to the citizens of Maryland, the Archives has created the Mayis Indigenous Records research website that covers early Maryland and Indigenous peoples legal recordings from 1632 to 1800 including many treaty and land record agreements.
Massachusetts	We are maintaining focus on working with resource allocators and administrative authorities in both our own political subdivision (Office of the Secretary of State) and Legislative officials to move our points of priority forward.

State	How is your program addressing its highest ranked priorities?
Michigan	1. Through strategic planning, changes to our organizational structure, developing annual processing plans, and developing guidelines and procedures. 2. We have a one-time appropriation in FY23 that will allow us to hire a limited-term metadata specialist and pay for some time in Preservica's accelerated success program. We are also looking to fill a retirement vacancy with a digital archivist position.
Minnesota	Working with institutional leadership to map out a comprehensive staffing plan for the next 2-4 years within the larger institutional budget environment.
Mississippi	
Missouri	Beyond access and preservation, which fills the top priorities, we are working with our IT department to upgrade our electronic records system.
Montana	
Nebraska	
Nevada	We have a State Archivist/Deputy Administrator for Archives and Records Manger who is very eager and has started to work on them.
New Hampshire	
New Jersey	
New Mexico	
New York	We are re-shaping our electronic records program to apply additional resources to address the needs of agencies and local governments and improve our ability to service archival electronic records.
North Carolina	Capital project requests, extended recruitment circles, staff training and outreach, partnering across agency with other divisions, and rebuilding our erecs program with new staff
North Dakota	
Ohio	The priorities are being address through a cataloging and inventory project to improve the physical and intellectual control of our records.
Oklahoma	Agency Director is working with legislative budget connected members to increase agency appropriation. Agency Director is also working with a legislator and with state business/IT services agency to discuss and expand capabilities of agency to manage and provide access to state agency records, both physical records (need of remodeled space) and electronic records (electronic records repository).
Oregon	
Pennsylvania	Building a new building, contracting for a preservation system, Engaging with diverse communities through our Community History Dialog
Rhode Island	Continued collaboration with stake holders and administration.
South Carolina	
South Dakota	Our building will be undergoing construction in the coming months and that is taking a priority right now. There is no funding for travel so we are looking for free sources for staff development such as webinars.
Tennessee	We've received approval and an appropriation in the amount of \$555000 one-time and over \$250000 recurring funding to invest in Preservica. This will include hiring 4 new staff members. This will focus primarily on the Legislative Audio and Video that we are mandated to capture. Increasing our professional development for all staff at all levels; studying the salaries and job classifications for positions.

State	How is your program addressing its highest ranked priorities?
Texas	
Utah	Engaging directly the legislative and executive branch. Seeking input from patrons and collecting data to support aggressive message especially around the need for e-records management funding and support.
Vermont	We completed a successful pilot of a file analysis/information governance application for digital records that will allow us, in concert with their creating agencies, to review and manage TBs of unstructured records on state servers to determine eligibility for destruction under record schedules and also eligibility for transfer to the state archives. We negotiated an agreement to provide low-entry to us and the agencies we support. While there are current political barriers, we have the funding to deploy the application once those are resolved. We are also participating in a second beta pilot to automate the transfer of records in M365 to our digital preservation system. There is much to be done on both the State side and Preservica's to achieve true automation but, if accomplished just partially, will significant change some infrastructure needs for us.
Virginia	I think these are constant priorities and always will be. It's a never ending effort to address the backlog, especially with the growth of electronic content, to make sure we are financially solid amid ebbs and flows of state funding, etc. Two of these items—building, managing, etc the facilities and inclusive description are two of the new additions to our priorities. We have received funding for a state records center expansion and we have added a committee of staff exploring inclusive description and analyzing the current state of our collection descriptions.
Washington	Focusing staff expectations towards outreach and getting "in front" of the public and customers more. Funding digitization efforts has increased and have continued to be creative in adding to the collections online. Difficult balancing need for access to paper records and having enough staff to manage and accession electronic records. Designing new facility in progress, but trying to stay within the footprint of our regional facilities has been VERY challenging
West Virginia	
Wisconsin	Committees, focus groups, planning meetings.
Wyoming	We are focusing on management of the state's digital records (which is our best advocacy and budget strengthening tool) as well as increasing access to our collections. The latter is also an advocacy tool, building audiences and making it easier to demonstrate our value to researchers and funders alike.
District/Territory	
American Samoa	
District of Columbia	
Guam	
Northern Marianas Islands	
Puerto Rico	
US Virgin Islands	

TABLE 87. Ranked Long-Term Challenges

State	Challenges: Among the following issues and initiatives facing state/territorial archives and records management programs, please rank your top 10 challenges.																			
	Access to restricted records	Advocacy	Archival programming and initiatives (e.g. backlog processing, policy development, etc.)	Budget/funding	Building/expanding/managing electronic records infrastructure	Building/expanding/managing facilities	Researcher demand for distant access and services	Cultural diversity and inclusion in archival description and programming	Diversity of staff represents demographics of constituents	Emergency preparedness, response and recovery, including COVID-19	Implementing/enhancing outreach to agency and/or local government partners	Navigating political landscapes	Public engagement and education	Records management programming and initiatives (e.g. records scheduling, training)	Rethinking funding models	Staff development	Staff recruitment and retention	Succession planning	Other	Description of Other
Alabama		6	4		9	1		5	2		3	8	7			10				
Alaska	10		2	3	1				8					4	9	6	7	5	Vendor noncompliance and staffing issues has resulted in a backing of records dispositions costing the State approximately \$199850 per year.	
Arizona	7	5	3	4	1		10	2		9			6			8				
Arkansas		9	1	6	4		10	8	3		5		2			7				
California																				
Colorado	5	7		6	8	2	9	10			3		1			4				
Connecticut	7		10				8	9	5	4	3		2			1		6	Developing long term relationship with the Bureau of Information Technology Solutions (BITS) is a significant challenge. Despite the governor's "optimization" of IT functions through restructuring and consolidation, BITS remains siloed within itself. Staff tends to change positions frequently and the heavy reliance on consultants who also turnover means continual education of in-coming project staff on records management, its importance and our different	
Delaware																				
Florida	8		9	1	5	4	6		7		3					2	10			
Hawaii																				
Georgia																				
Idaho																				
Illinois				2	1	6			4		5	8	3		7	10	9			
Indiana																				
Iowa		10	2	1	9	3					8		7		5	6	4			
Kansas																				
Kentucky		4	5	1			7			8		10	6		9	2	3			
Louisiana		6	9			2				3	5	10	7	1	4		8			
Maine		8	4	1	3		9				2		5	6	10	7				
Maryland			6	1	2	9		7		8			10	3		4	5			
Massachusetts	3		8	1	5	9					6		4		7	2	10			
Michigan	3	4	5	6	1	7	8	9	10							2				
Minnesota	10		4	2	8	7	6	5				9				1	3			
Mississippi	5			2	6		4			10	8		7		9	1	3			
Missouri	9		2		1		3		10		5		4		6	8				
Montana																				
Nebraska																				
Nevada																				
New Hampshire																				
New Jersey																				
New Mexico																				
New York					4	5	6	2	1		3		7	8	9		10			
North Carolina		9	10		4	1		3					8	5	6	2	7			
North Dakota																				
Ohio		10	2	1	3			7	9				8	5	6	4				
Oklahoma			8	1	4	5				6	7		10	3	9	2				
Oregon																				

Challenges: Among the following issues and initiatives facing state/territorial archives and records management programs, please rank your top 10 challenges.																				
State	Access to restricted records	Advocacy	Archival programming and initiatives (e.g. backlog processing, policy development, etc.)	Budget/funding	Building/expanding/managing electronic records infrastructure	Building/expanding/managing facilities	Researcher demand for distant access and services	Cultural diversity and inclusion in archival description and programming	Diversity of staff represents demographics of constituents	Emergency preparedness, response and recovery, including COVID-19	Implementing/enhancing outreach to agency and/or local government partners	Navigating political landscapes	Public engagement and education	Records management programming and initiatives (e.g. records scheduling, training)	Rethinking funding models	Staff development	Staff recruitment and retention	Succession planning	Other	Description of Other
Pennsylvania	8				2		5	3	1		10		9			7	4	6		
Rhode Island	3	4	5	7	2	1	8				10					6		9		
South Carolina				1	5		7	8	6		9	2	10					3	4	
South Dakota		7	6	4	5	3				10	9		8		2	1				
Tennessee	4		2	10	1		5		7	6	9					8	3			
Texas																				
Utah		3	4	1	5			6	7				8		2	10		9		
Vermont			5		1		9				7	10	8	6		4	3		2	The Executive branch's central information technology agency is deploying enterprise-wide applications and forcing the migration of records into these systems without management plans or preliminary file analysis, which is resulting in a challenge to not only our program but all the agencies/departments we serve because this "lift and shift" approach is significantly impacting their day-to-day business functions, including finding responsive records to public records and discovery requests.
Virginia			5	1	4	2		9		7		8		3	6		10			
Washington	6		1	7	2	3	4	8					5				9	10		
West Virginia			8	5	1	2	6	9		4		10	7					3		
Wisconsin		2	3	4			9	6			8		7		5	10			1	Organization building a new history center that means staff and collecting commitments
Wyoming				1	8				5		6		9	3	10		7	2	4	Collection access (e.g. finding aids, digital surrogates, etc.)
District/Territory																				
American Samoa																				
District of Columbia																				
Guam																				
Northern Marianas Islands																				
Puerto Rico																				
US Virgin Islands																				

TABLE 88. Strategies for Addressing Challenges

State	How is your program addressing its highest ranked challenges?
Alabama	1) Pursuing purchase of property for expanding our facility. 2) Working with the Governor's Office for Minority Affairs to assist with recruiting interns from HBCU's in the state.
Alaska	The State Archives recently gave up the position of processing archivist to create an electronic records archivist and successfully filled this position this fall. Over the past six years the Archives has procured a TDR, hardware, and created policies to go forward with preserving the digital assets in the Archives collections. The new position is now looking at the collections and beginning to build workflow processes to lead us to a more robust electronic records program.
Arizona	Developing and maintaining positive working relationships with leadership and exploring alternative staffing models.
Arkansas	assigning staff time to backlog reduction processing; maintaining contacts with state and county officials to help then navigate the state's minimal records-retention expectations; particularly encouraging candidates of color to apply for the open positions.
California	
Colorado	Trying to keep conversation going, figuring out when to push and when to step back.
Connecticut	As noted in Q 12.2 above, the Office of the Public Records Administrator (OPRA) has been critically understaffed for years and unable to provide the training necessary for new state agency RMLOs, even with the availability of new technologies. In addition, the municipal records schedules are extremely outdated as are a number of policies. Fortunately, OPRA has received authorization to fill one vacant position and one newly created position in FY2023. The job duties have been updated to match the unit's needs. This will double the size of the professional staff. We expect that once the new hires have been brought up to speed that OPRA will be able to start addressing the next two top challenges.
Delaware	
Florida	Continued work with department leadership to request legislative funding sufficient to conduct critical and statutorily-mandated functions. Broadening platforms for advertising vacancies.

State	How is your program addressing its highest ranked challenges?
Georgia	
Hawaii	
Idaho	
Illinois	It is all about partnerships and working with other SOS departments, as well as outside agencies and agencies and individuals with similar constituencies.
Indiana	
Iowa	See answer for 12.2
Kansas	
Kentucky	We have no control over budget beyond communicating our needs with management.
Louisiana	As our challenges mirror our priorities, we have chosen to rank them the same and address them as we can. Staff are seeking all avenues to turn these challenges into success stories through outreach, advocacy and creative approaches.
Maine	Asking legislature for more positions and funding
Maryland	Cross-training staff across departments to ensure projects can be manned quickly and with knowledgeable staff. In-house assignment of two Assistant State Archivists to serve collaboratively, along with the State Archivist, as the leadership core.
Massachusetts	As we address the various challenges we face, we first seek to stabilize staffing levels and maintain staff cohesion so that whatever those challenges may be, they do not impede our essential operations or fulfillment of our mandate.
Michigan	
Minnesota	Working with institutional leadership to map out a comprehensive staffing plan for the next 2-4 years within the larger institutional budget environment.
Mississippi	
Missouri	We are working with our IT department to upgrade our electronic records system. Preservation and access are constants.
Montana	
Nebraska	

State	How is your program addressing its highest ranked challenges?
Nevada	
New Hampshire	
New Jersey	
New Mexico	
New York	We have established a Diversity, Equity and Inclusion team to develop a long-term plan as well as short-term actions.
North Carolina	Same strategies as in priorities section. In addition, other strategies include division programming among staff and raising awareness through tours and exhibits
North Dakota	
Ohio	The State Archives has implemented projects to address its highest rated challenges, including inventorying its paper and microfilm collections and processing its electronic records.
Oklahoma	
Oregon	
Pennsylvania	Contracting for a preservation system, holding Community history dialogs and advertising our positions widely.
Rhode Island	
South Carolina	
South Dakota	We will be reviewing our fee structure in the next years and updating it as needed. There is no funding for travel/registrations/ hotel for staff development so we have been looking for as many free opportunities as possible.
Tennessee	See previous question
Texas	
Utah	Aggressively engaging executive leadership (governor's office) and legislative branch (funders) for support of e-records initiatives. Ongoing support is required rather than one-time funding. Coordinating outreach and advocacy efforts with the larger department of government operations and creating an image of "service" to all levels of government.

State	How is your program addressing its highest ranked challenges?
Vermont	We are not under the same elected official as the agencies/departments we support and our division is lead the charge with our elected official and other elected state officials to address, through legislation, the challenges the Executive branch now faces with the central information technology agency the Legislature codified in 2019 following an Governor's Executive Order to central only cabinet level information technology. The desired outcome is to retain a central agency but have a CIO who is hired and selected by all elected state officials AND who will charged with ensuring all IT projects and initiatives meet the functional requirements set forth by each official based on their specific legal obligations to the public (legal, audit, recordkeeping, fiscal, etc.)
Virginia	
Washington	Working on shifting resources throughout State top address backlogs in processing and appraising. For increasing digital records management and archiving we have begun a major internal education effort to get up to 15 staff ready to assist agency customers to get electronic records into Archives.
West Virginia	We are meeting with both agency staff and outside vendors to address the issues of our digital storage space and physical storage space.
Wisconsin	Committees, focus groups, planning meetings.
Wyoming	Same thing—see above. Succession planning and staff development are intertwined. In the current budget climate, it seems unlikely that we'll be finding answers to any building needs. We are having to be flexible about staffing and budget needs. We are advocating for support with other agencies, particularly regarding the Digital Archives. We have lost staff in records management, but will be looking to find virtual ways to conduct training and encourage compliance.
District/Territory	
American Samoa	
District of Columbia	
Guam	
Northern Marianas	
Puerto Rico	
U.S. Virgin Islands	

TABLE 89. COVID-19 Impact on Priorities and Challenges

State	How has COVID-19 influenced your answers above, if at all?
Alabama	Since pandemic have noticed a dramatic drop in the number of applicants for job openings.
Alaska	COVID-19 led to decreased revenue in the State Museum that helped pay for basic services for our Division, such as upkeep and utilities for our facilities. Decreased revenue from both the receipts collected by the museum and decreased or flattened general funds have amplified previous budget woes. Decreased budget lines have affected attraction and retention as we are no longer able to offer positions at higher wages than we could in the past.
Arizona	
Arkansas	May be associated with a dearth of diverse applicants for our admittedly entry-level positions.
California	
Colorado	It hasn't really
Connecticut	<p>The COVID pandemic allowed the State Archives to expand the number of materials available online because most of the workflow could be done remotely after staff received the necessary laptops and peripheral equipment. This benefitted the State Library reference staff, which is separate from the State Archives, as researchers now expect materials to be accessible online.</p> <p>We were also able to take on a larger number of graduate student workers because they could transcribe materials and do metadata work remotely. We have adopted remote internships as an option for future student workers who are not able to come to Hartford for whatever reason.</p> <p>The Office of the Public Records administrator was able to adapt basic municipal records training during the pandemic to a virtual format so that some municipal records management training could continue.</p> <p>CT-SHRAB also modified its "Busting the Myths of Digitization" training to a virtual format. Recordings of the five workshops are available on our partner Conservation Connection's website https://ctconservationconnection.org/digitization for staff from cultural heritage institutions unable to participate in the live workshops.</p>

State	How has COVID-19 influenced your answers above, if at all?
Delaware	
Florida	
Georgia	
Hawaii	
Idaho	
Illinois	Not much. It has hurt in dealing with others because of less face to face time, something that is still going on.
Indiana	
Iowa	
Kansas	
Kentucky	It hasn't.
Louisiana	I don't believe that COVID played any part in the challenges or prioritization.
Maine	
Maryland	COVID certainly accelerated the public's belief that, if they were working from home, all information should be easily accessible to them and viewable on whatever device they were using. iPhones are often considered their device of choice and they are frustrated that current web design, file size and format, etc. make using their preferred device difficult.
Massachusetts	While sustaining operations during the pandemic was a challenge, they did not substantively alter our priorities or challenges
Michigan	
Minnesota	We experienced staff layoffs and retirements due to the pandemic, the economic impact of which is still being felt by the institution. Hiring is undertaken on a strategic basis, not just to fill vacancies, and is extremely challenging in the current job market.
Mississippi	
Missouri	

State	How has COVID-19 influenced your answers above, if at all?
Montana	
Nebraska	
Nevada	
New Hampshire	
New Jersey	
New Mexico	
New York	It has not.
North Carolina	no
North Dakota	
Ohio	
Oklahoma	With COVID-19 we have seen a large amount of turnover which means new people are taking on roles in records management. This has resulted in a need for more training and more one-on-one contacts with new agency staff members who are unfamiliar with records management.
Oregon	
Pennsylvania	No, not at all.
Rhode Island	
South Carolina	
South Dakota	No influence.
Tennessee	no
Texas	
Utah	Yes. COVID-19 has changed the way we look at delivery of services and where/when we engage our patrons.
Vermont	n/a
Virginia	Not directly.

State	How has COVID-19 influenced your answers above, if at all?
Washington	We had begun using webinars and video conferences prior to COVID, but it definitely made it more accessible and common for our customers to navigate the newer technology
West Virginia	
Wisconsin	No, our agency's new history center project was a pre-COVID goal, the biggest COVID related change has been the expectation of offsite access.
Wyoming	Primarily, we are facing a state economic downturn that predates the pandemic—then coupled with the economic effects of the pandemic. We are very fortunate that the virus has minimally affected our state's population, so the economic affects are the main fallout.
District/Territory	
American Samoa	
District of Columbia	
Guam	
Puerto Rico	
Northern Marianas Islands	
US Virgin Islands	

TABLE 90. Challenges to State/Federal Relations

What are your top three records challenges for state and federal relations? For example, managing National Guard records that have provenance at both the state and federal level.			
State	Challenge 1	Challenge 2	Challenge 3
Alabama	Not applicable		
Alaska	Federal government programs closing and record dumps on state agencies.	Closure of the Anchorage NARA facility in 2014, and the possible closure of the Seattle NARA facility in the future.	Access to Federal Retention Schedules, CFRs affecting state records, and conversations with Federal Records Officers.
Arizona			
Arkansas	Managing national guard records	Guidance to patrons for accessing federally-offered records	No third challenge
California			
Colorado	none		
Connecticut	We currently have no records challenges in this area.		
Delaware			
Florida			
Georgia			
Hawaii			
Idaho			
Illinois	Help with Electronic Records	Continued and increased funding for NHPRC	
Indiana			
Iowa			
Kansas			
Kentucky	N/A		
Louisiana	Not applicable		
Maine			
Maryland			
Massachusetts	Establishing a stronger records management program and presence	Expanding our digital records capacity and engaging with stakeholders to apply our authority and guidance in this area	Building stronger points of connection with agencies and authorities
Michigan			

What are your top three records challenges for state and federal relations? For example, managing National Guard records that have provenance at both the state and federal level.			
State	Challenge 1	Challenge 2	Challenge 3
Minnesota	NA		
Mississippi			
Missouri	Lack of access to records held by NARA—including but not limited to the military service record backlog.	The impact of federal retention guidelines which require long-term retention of records by state agencies that receive federal funding.	Centralization of records verses decentralizing. Many series make more sense being at the State Archives than 1/2 way across the country at a NARA facility.
Montana			
Nebraska			
Nevada			
New Hampshire			
New Jersey			
New Mexico			
New York	National guard records	Environmental protection records	Law enforcement records
North Carolina	federal grants to state agencies (ex. health and human services) have long-term/downstream retention challenges as end date of final report resets with audits or revision. This impacts retention		
North Dakota			
Ohio			
Oklahoma			
Oregon			
Pennsylvania	Lack of interactivity between Federal and state record keeping system and/or retention policies		
Rhode Island			
South Carolina	Retention and access to 20th century military records	Access to federal district court records	Creation and access to electronic records required by the National Parks Service
South Dakota			

What are your top three records challenges for state and federal relations? For example, managing National Guard records that have provenance at both the state and federal level.			
State	Challenge 1	Challenge 2	Challenge 3
Tennessee			
Texas			
Utah	Managing and sharing military service records	Preservation of Territorial records and providing access	SHRAB/NHPRC program. The need for a simple block grant model
Vermont	IRS Publication 1075 as it does not recognize that state agencies may be using State Records Centers	CFRs—Using the term “retention requirement” to mean that Federal agency will only be auditing the last (x) years of records. Many state employees believe this phase is a destruction authorization.	CFRs—Using the word “indefinitely” when unable to develop clear timeframes for real retention expectations for states and/or their auditing expectations.
Virginia			
Washington	Reengage with FEMA		
West Virginia			
Wisconsin	State- e records transfer, our process was built on Exactly, which is no longer supported	Decrease in availability of legislator papers (state leg. and federal)	Increase in permanent retentions at agencies
Wyoming	getting agencies, local governments and municipalities to use the digital records management system offered by the State Archives	staffing to support an enhanced records management program	funding to upgrade the systems in place for records management
District/Territory			
American Samoa			
District of Columbia			
Guam			
Puerto Rico			
Northern Marianas Islands			
US Virgin Islands			