

Residential Kitchen

\$100,000 to \$150,000

The Storyline

Getting the “Elephant” Out of the Kitchen

How do you remove a big column in the middle of the kitchen? This “elephant” question had riddled the young homeowners.

They loved the mid-century appeal of their home and their neighbors, but not the kitchen layout that made daily family life and entertaining challenging.

The goal was open up the kitchen and adjoining spaces, so they **could interact with their child and be part of the party in their own home.**



Client Needs & Desires



Open Layout & Mid-century Style

The “elephant” in the middle of the kitchen was a commanding issue, but there were others - like the **awkward layout including the desk and cabinets above and the short peninsula seating.**

While the former homeowners had done this relatively recent remodel, it **wasn't in the mid-century style** that goes with the rest of the home and what the homeowners appreciated.

Client Needs & Desires

Family Interaction

With an active toddler, meal prep was a challenge due to **limiting sight lines** caused by the surrounding walls and the kitchen's orientation.

If the child was in the living room (far doorway) playing (...or maybe getting into trouble...), the parents were unable to watch or interact while packing lunches, making meals, or cleaning dishes.



Client Needs & Desires

Entertaining With Ease

Our homeowners love to entertain! They regularly host beer and cider tastings at their home for neighbors and friends.

Smaller doorways and maze-like floor plan did not allow for relaxed mingling among guests. In addition, the choppy layout made serving an array of appetizers or displaying the featured tastings challenging.

The goal was to open up the space, so guests could easily talk without choking up a traffic pathway, engage in tastings together, and add some light to the party.



Client Needs & Desires

Organized Storage

While there were cabinetry for storage, it was **not as useful or practical as it could be**. The columns and desk area were primarily wasted space.

The desire was for logical storage including larger cabinets for pantry items and small appliances. The homeowners also desired a **place designed for beverages, glass ware, coffee maker and mugs**.



Floor Plans

Opening Up

One of the main goals was to open up the kitchen space. Columns and walls were removed, weight loads redistributed, and doorways enlarged.



**Existing Floor Plan
& Demo Markings**

Floor Plans



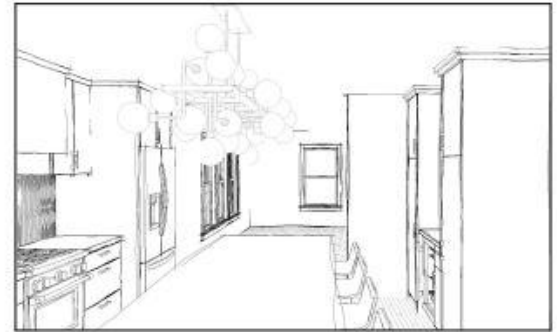

Approved Concept Plan

Wide Open Places & Chill Factor

The new floor plan features **open sight lines to adjoining spaces, large island, and customized cabinetry.** In addition, the **beverage center** allows for self-service for guests.

Client
Approval

Final
Concepts



Kicking the “elephant” column out of the kitchen by reengineering and redistributing the weight load makes all the difference! Freedom to move about and to add personalized design elements delighted the clients who were excited to see their new space.



Solutions: Connected **Family Living**

Wide open space **promotes parental supervision** while meal prep is being done or while their toddler is playing in the living room (photos taken from living room doorway). Plus, there's more room for seating for dinner and parties.



Solutions: Updated **Mid-century** Look

Clean mid-century simplicity and lines **reflect more of the home's 1950s original character**. Custom cabinetry with flat doors and drawers help define the look while the **textured backsplash adds an organic twist with depth and interest**.



Solutions: Functional & Fun - **Elevated Entertaining**

The new open layout definitely elevates entertaining! With the **added pizzazz** of a backlit panel on the thickened waterfall island, large format porcelain backsplash, and client-favorite beverage bar; the space radiates class and stylish flair. Let's just say, the homeowners didn't wait long to host gatherings once the project was finished!!




Solutions: Plentiful **Storage**




Plentiful storage makes for happy clients. Custom-designed cabinetry maximizes space. The **tall pantry cabinets** provide storage for odd-sized items and small appliances as well as visually balancing the space. Cabinetry by the beverage bar also holds mugs, glassware, drink mixers, and party supplies.





Tapped For **Happiness**



By kicking out the “elephant” with engineering experience and replacing it with an amazing entertaining attraction, our clients are truly enjoying their new kitchen area. Beer and wine tastings are ready to be tapped again!

- Enhanced Entertaining
- Thoughtful Traffic Patterns
- Interactive Family Living
- Plentiful & Organized Storage
- Brilliant Lighting - Mood & Task
- Modern Twist on Mid-Century Look

