



Modern Delight

# The Brief

This couple had lived in their home for several years before we tackled their back yard.

They love entertaining friends and family, and their place is known as party central.

They also wanted an outdoor space that would mirror the contemporary look of their home and furnishing tastes.

Originally thinking they would put an in-ground pool in, they switched their vision to one that made their backyard THE place to be whether its star watching for two, or a bustling event for their entire neighborhood; they have space galore for gathering.





## First Impressions

# Building the Basics

## Patio Area

Our clients wanted a modern concrete patio. This also helped with the specific budget.

Our concrete is colored with a darker modern look. The Concrete has a light broomed finish to the surface with custom tool cuts for the separating joints.

Our patio addition was designed to allow for comfortable lounge and fire living. This also was carefully planned to keep the hardcover below the allowed 25% property percentage.

## Soil Conditions

We knew that the soils for this site were not good.

A key detail we wanted to plan for was using helical piers for our footings. This would guarantee we meet quality for our footings.

We planned for 20 total helical piers. 4 of the 20 were 14' deep and the rest were installed to a 12' depth. Our torque ratings for the piers were from 1K-6K (see landscape plan)..



# Level Up

We started working with with 4 doors that exited onto the deck. Each of the doors had a slight elevation difference. We found a way to make this work, so we decided to step the deck down into multiple levels.

The stepped down elevation of the dining deck helped with placing the dining table at a good elevation with the fireplace. This fireplace is a see-through fireplace from main floor living room.



# Level Up

By stepping the deck gradually, we kept the main dining deck open with railing free. By planning this height below 30" we were able to meet code requirements

Creating a bar space by taking advantage of the stepped deck area also helped create a wall to hide the grills from inside the home. Adding ship lap painted to match the home and granite made this space fit seamlessly in the new area.





# Looking Good...

Our planning created many mini outdoor spaces. These smaller spaces allow for guest from the one side of the home to have their own private areas.

A black cable railing was used to tie in with the paint color of the home and also keep the modern theme.

We selected a contrasting decking color to the home and new railing. This selection breaks up the darker colors.



# Looking Good...

Our clients wanted to have a more modern landscape to fit their modern home design.

The line of the Birch Trees creates a clear view and focus to the backyard from the interior and exterior rooms.

Plantings include the following;

- Trees---Dakota Pinnacle Birch and Clump Serviceberry Trees.
- Shrubs--Chicagoland Boxwood and Little Quick Fire Hydrangea.
- Perennials--Karl Forester Grasses and Autumn Fire Sedum.
- 3/4" Gray Trap rock was used for under the deck and the landscape beds.

While our clients love to garden with their planters, they still ask for our help monthly to address their new landscape and planters.







# Light It Up

Our lighting program is set to run from dusk to dawn.

The lighting fixtures were picked to time out with other finishes. We selected a modern path light that ties in with the clients' front fixtures on their home.

Step lighting was used for the different step areas at the top area near the home throughout the stairs to the lower patio.







# Behind the Scenes- Irrigation

The current Irrigation system was removed in the building area and re-designed to fit the new outdoor space.

Turf irrigation is now watered around the new space with smaller zones.

Drip Irrigation was planned and built for each custom planter. Separate drip zones were added for the landscape planting beds.

# Behind the Scenes- Water Management

Custom gutters were added to the U-shaped area of the home.

Working with a local fabricator, we designed a gutter that would fit on the angled fascia and matched the color to the home.

Our gutters were directed away from the home and deck footings, directing it into our rock beds.

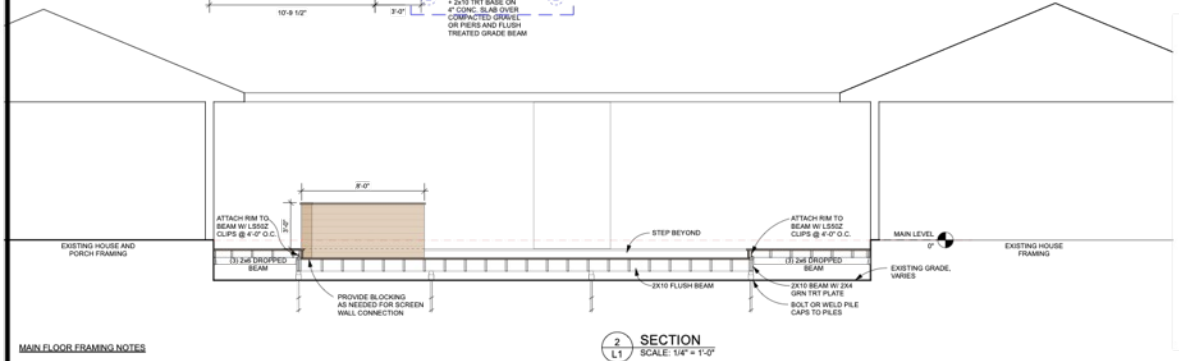
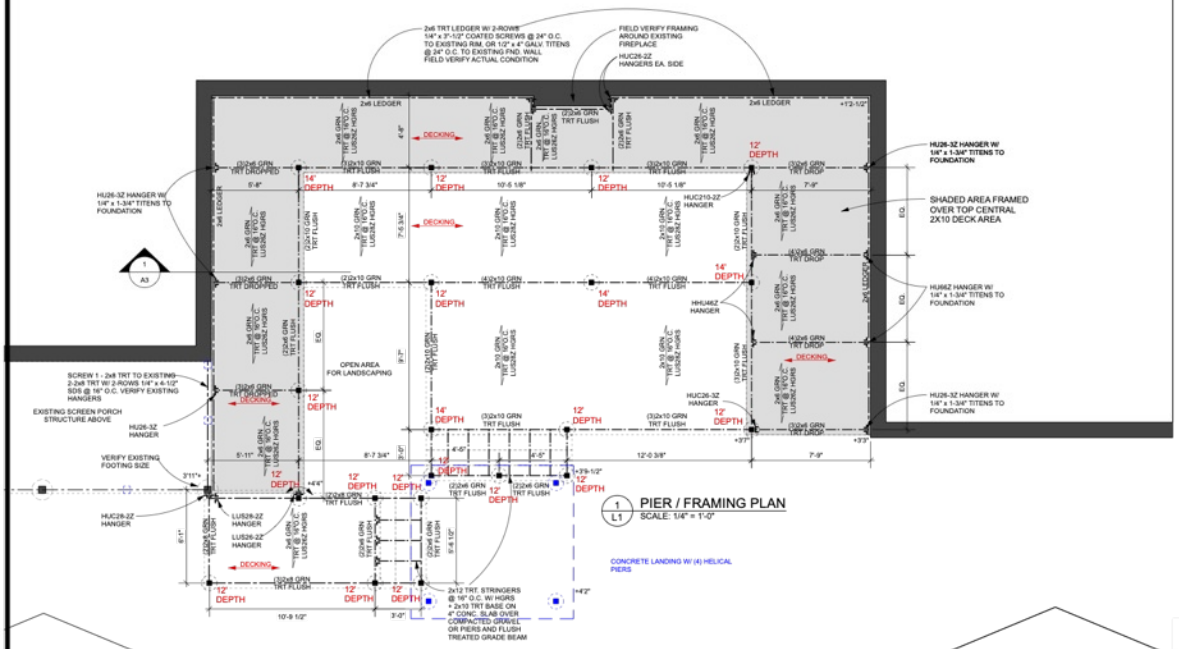
By adding these gutters, our new decking will not have water lines from the dripping water at the roof edge.

# Challenges


- Besides the poor soil conditions, access to the backyard was very difficult with side yard grades. One side dropped off while the other side had a steep slope.
- With our client's help, we worked out a plan to use the back neighboring driveway to access our backyard. This allowed us to bring our materials to the backyard with equipment via an entry point between trees that would be removed due to health reasons.







**MAIN FLOOR FRAMING NOTES**  
SEE ATTACHED STRUCTURAL LETTER FOR MORE INFORMATION.  
USE TRIPLE ZINC COATED OR STAINLESS STEEL FASTENERS AND HARDWARE FOR GREEN TREATED MEMBERS.  
TREAT ALL CUT ENDS OF TREATED MATERIAL.  
SEE PLAN AND STRUCTURAL LETTER FOR HELICAL PILE INFORMATION.



LOT AREA = 45,165 SF  
(25% ALLOWABLE HARDCOVER) = 11,291 SF  
HARDCOVER:  
HOUSE  
DRIVEWAY  
SCREENED PORCH  
FRONT PATIO  
FRONT WALKS = 9,616 SF  
NEW PATIO  
CONC. LANDING = 438 SF  
TOTAL = 10,054 SF  
HARDCOVER = 22.2%

PLANT SCHEDULE		
SYMBOL	COMMON NAME	QUANTITY
	Autumn Fire Sedum	12
	Chicagoland Boxwood	13
	Karl Foerster Grass	19
	Little Quick Fire Hydrangea	7
PROPOSED TREES		
	Autumn Brilliance Clump Serviceberry	1
	Dakota Pinnacle Birch	5

LANDSCAPE LIGHTING SCHEDULE	
	(8) PATH LIGHT
	(10) - WELL LIGHT
	(12) - DECK STEP LIGHT
	(2) - MINI SPOT LIGHT
	TRANSFORMER LOCATION



**MODERN DELIGHT**

ISSUE/REVISIONS	DATE:
BASE MAP	05-13-20
LANDSCAPE REVIEW PLAN	05-20-21
REVISED LANDSCAPE PLAN	07-19-21
STRUCTURAL REVIEW	07-23-21
PERMIT SET	07-28-21



# In Conclusion

This couple now relishes the beauty, space, intimacy and flexibility in their new backyard entertaining zone; whether it is vino for two or a work meeting this space is always the appropriate go to.

They also love the modern and clean aesthetic of the design, the materials and the plantings which only serve to enhance the home's aesthetic.

This exterior addition has brought so much more livable space to their home and they spend as much time as possible outdoors.

