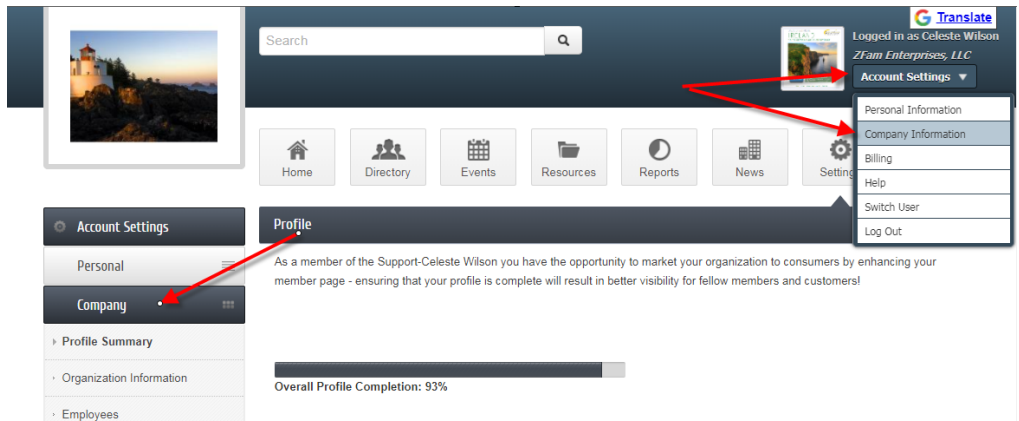
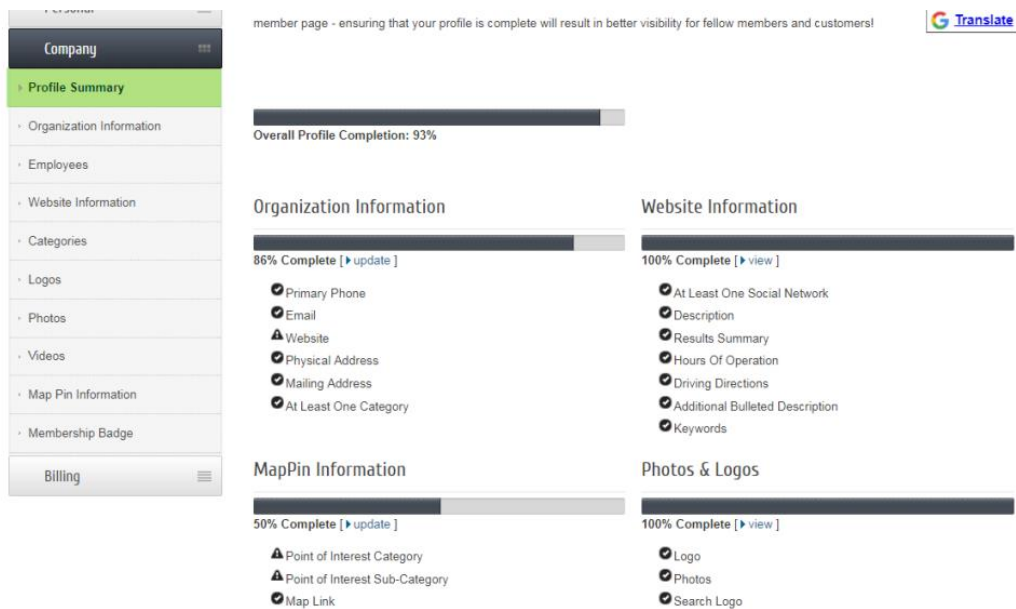


Update Company Information

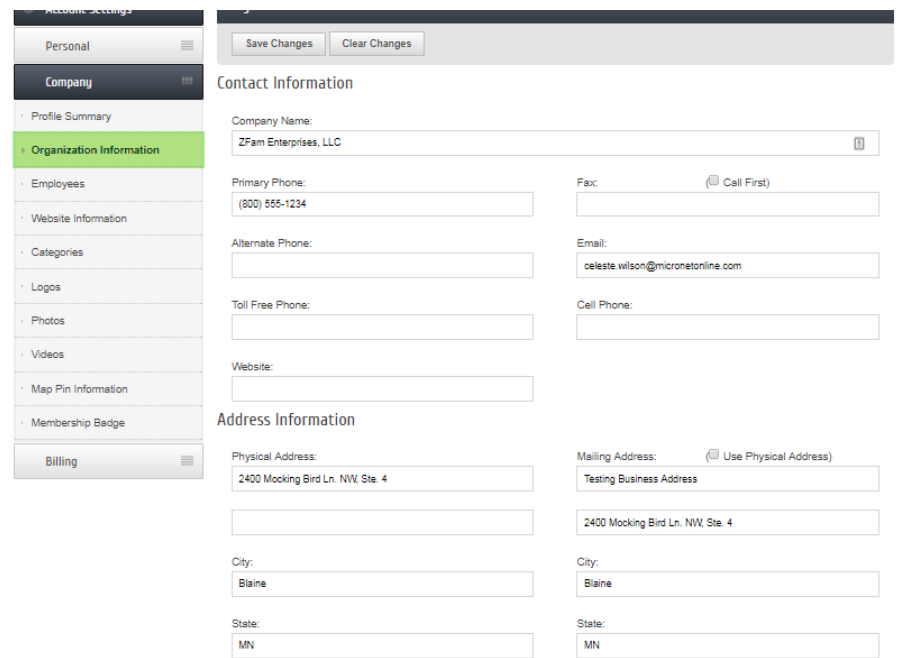
You can either click on Account Settings or Company in the shortcuts on the left side.



Profile Summary shows what you have completed and have not completed.



Update your Organization Information



If you are the primary rep, you can update employees

The screenshot shows a navigation menu at the top with options: Home, Directory, Events, Resources, Reports, News, and Settings. On the left, there is a sidebar with 'Account Settings' (Personal, Company) and a list of menu items including Profile Summary, Organization Information, Employees (highlighted), Website Information, Categories, Logos, Photos, Videos, and Map Pin Information. The main content area is titled 'Employees' and shows a table with 5 employees. Below the table are buttons for 'Deactivate Selected Reps' and 'Add Employee/Rep'.

<input type="checkbox"/>	Rep Name	Title	Primary	Phone	Email
<input type="checkbox"/>	Shaniqua Davis	Receptionist	No		[not set]
<input type="checkbox"/>	Dave Kotzer	Laborer	No		celeste.wilson@micronetonline.com
<input type="checkbox"/>	Jim Sawatzky		No	(800) 555-1234	celeste.wilson@micronetonline.com
<input type="checkbox"/>	Travis Simpson	Co-Owner	No	(800) 555-1234	travis@mailinator.com
<input type="checkbox"/>	Celeste Wilson	Owner	Yes	(800) 825-9171	celeste.wilson@growthzone.com

You can update the employees by clicking on their name.

The screenshot shows the 'Employee Profile' page for Shaniqua Davis. It includes a navigation sidebar on the left with 'Account Settings' (Personal, Company, Billing) and a list of menu items. The main content area has buttons for 'Save Changes', 'Clear Changes', and 'Employee/Rep List'. Below these are tabs for Profile, Photo, Groups/Interests, Social Networks, Preferences, and Custom Fields. The 'Edit Employee Profile' form contains fields for Prefix, Greeting, First Name (Shaniqua), Job Title (Receptionist), Middle Name, Contact Preference (Email), Last Name (Davis), Phone Preference (Work Phone), Suffix, Work Phone, and Home Phone. There is also a checkbox for 'Copy Organization Information'.

Upload Photo

The screenshot shows the 'Employee Photo' page for Shaniqua Davis. It includes a navigation sidebar on the left with 'Account Settings' (Personal, Company, Billing) and a list of menu items. The main content area has buttons for 'Save Changes', 'Clear Changes', and 'Employee/Rep List'. Below these are tabs for Profile, Photo (highlighted), Groups/Interests, Social Networks, Preferences, and Custom Fields.

Edit Employee Photo

This photo may be displayed publicly based on the settings of your organization. Common uses would be to display your photo when listing group or committee members on your organization's website.



+

Note: After clicking the '+' and selecting a new picture, the original picture will be deleted and no longer be available.

To display this photo to other members in the Member Information Center, make sure to choose "Allow my information to be displayed" in your Display Preferences.

Subscribe to groups/interests

Profile Photo **Groups/Interests** Social Networks Preferences
Custom Fields

Edit Employee Groups/Interests

Groups

- Select All
- Car Show
 Lakeside Car Show
- Relocation
 Realtors - Realtors that are part of the Chamber

Interests

- Select All
- Mailing Lists
 Relocation

Save Changes Clear Changes Employee/Rep List

Add your social networks

Employee Social Networks
Save Changes Clear Changes Employee/Rep List

Shaniqua Davis

Profile Photo Groups/Interests **Social Networks** Preferences
Custom Fields

Edit Employee Social Networks

LinkedIn: [Verify URL](#)

Facebook: [Verify URL](#)

Twitter: [Verify URL](#)

Save Changes Clear Changes Employee/Rep List

Update directory preferences

Employee Preferences
Save Changes Clear Changes Employee/Rep List

Shaniqua Davis

Profile Photo Groups/Interests Social Networks **Preferences**
Custom Fields

Edit Employee Preferences

Online public directory

Select which items should display for the public and which items should display to other members.

MIC directory

Public	Members	
<input type="checkbox"/>	<input type="checkbox"/>	Allow Shaniqua Davis information to be displayed (displays First and Last name)
<input type="checkbox"/>	<input type="checkbox"/>	Full Name (prefix, middle, suffix)
<input type="checkbox"/>	<input type="checkbox"/>	Job Title
<input type="checkbox"/>	<input type="checkbox"/>	Email Address
<input type="checkbox"/>	<input type="checkbox"/>	Work Phone
<input type="checkbox"/>	<input type="checkbox"/>	Cell Phone
<input type="checkbox"/>	<input type="checkbox"/>	Fax number
<input type="checkbox"/>	<input type="checkbox"/>	Social Networks
<input type="checkbox"/>	<input type="checkbox"/>	Address Information

Save Changes Clear Changes Employee/Rep List

If there are custom fields you can choose them here

Employee Custom Fields

Save Changes Clear Changes Employee/Rep List

Shaniqua Davis

Profile Photo Groups/Interests Social Networks Preferences

Custom Fields

Edit Employee Custom Fields

1 Directory Listing

Yes / No

Save Changes Clear Changes

Update your directory information. If your website listing is the same as your company information, you can leave this checkmark checked so you don't have to type it in again. If your listing is different, uncheck the box and make the desired edits.

Account Settings

- Personal
- Company**
- Profile Summary
- Organization Information
- Employees
- Website Information**
- Categories
- Logos
- Photos
- Videos
- Map Pin Information
- Membership Badge
- Billing

Website Information

Save Changes Clear Changes

Web Page Content

Use Organization Information [Preview Web Page](#)

Company Name: ZFarm Enterprises, LLC

Local Phone: (800) 555-1234 Toll-Free Phone:

Address Line 1: 2400 Mocking Bird Ln, NW, Ste. 4 Address Line 2:

City: Blaine State: MN

Postal Code: 01001 Fax:

Website URL Text: Website URL:

Email: celeste.wilson@micronetonline.com

Social Network Services

If permissions are granted, update your categories

Account Settings

- Personal
- Company**
- Profile Summary
- Organization Information
- Employees
- Website Information
- Categories**
- Logos
- Photos
- Videos
- Map Pin Information
- Membership Badge
- Billing

Categories

Current Categories

Category	QuickLink	Primary
Automotive	Automotive & Marine	Yes
Computer, Consulting	Computers & Telecommunications	No
Finance & Insurance	Finance & Insurance	No
Government & Education	Government, Education & Individuals	No

Available Categories [Edit Category Tags](#)

Automotive

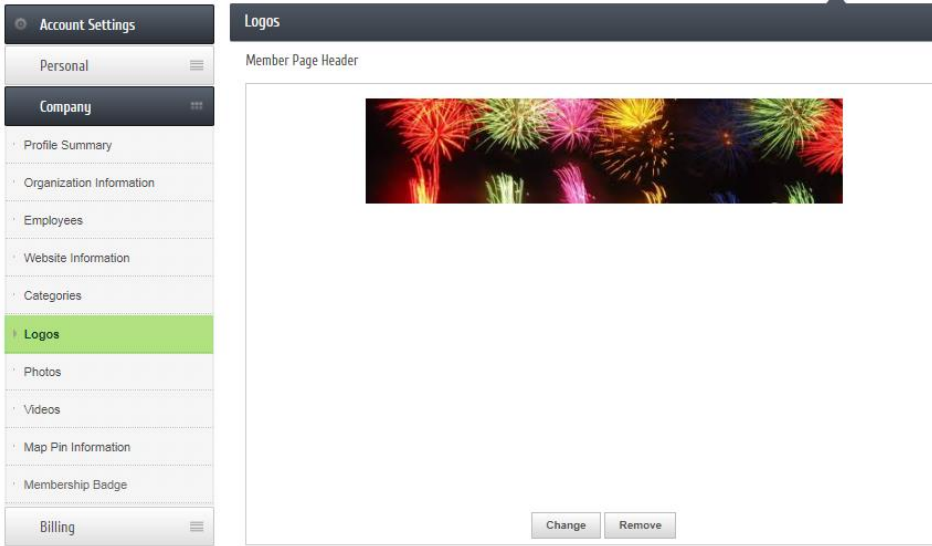
Computer, Consulting

Crafts

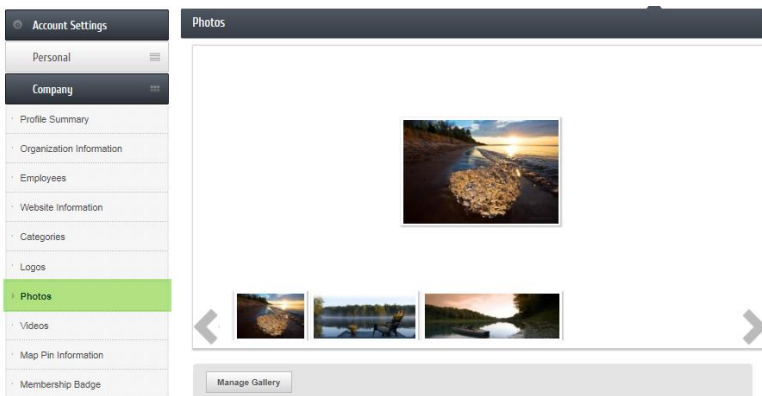
Finance & Insurance

Next 4 items are Enhanced Listing items:

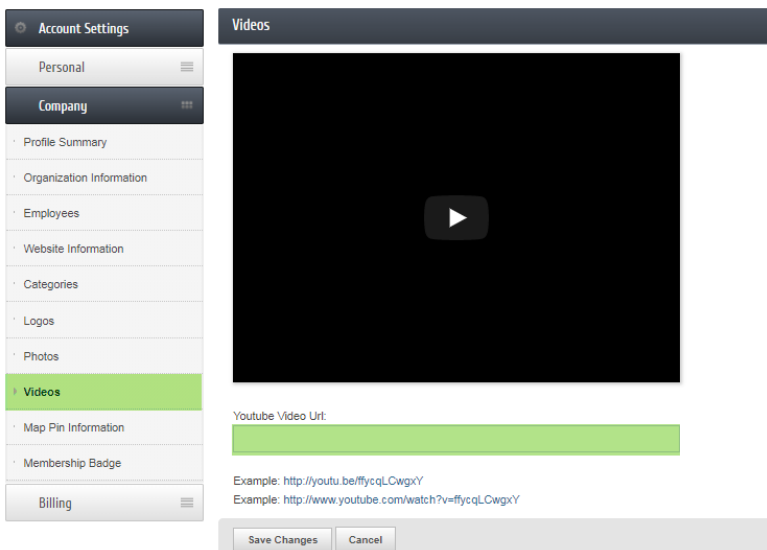
Add a logo



Add a photo gallery



Add a YouTube video – upload the video to YouTube and copy the shared link and place it here



Map information

Account Settings

- Personal
- Company**
- Profile Summary
- Organization Information
- Employees
- Website Information
- Categories
- Logos
- Photos
- Videos
- Map Pin Information**
- Membership Badge
- Billing

Map Pin Information

Map Service

None
 Google Maps
 Uploaded Image

Allow my marker and map to display on my member page and in all map search results.

Search Results Pin Placement

Show on Organization Directory

Based on the selected map service, the map pin information below is eligible to display on the map on your member page and in any map search results.

Drag the marker to refine your position.

Map Satellite

2Fam Enterprises, LLC
 2400 Mocking Bird Ln NW, Ste. 4
 Blaine, MN 55101
 (800) 555-1234

Auto detailing business
 Details Directions

Generate a code to add a Membership Badge on your website

Account Settings

- Personal
- Company**
- Profile Summary
- Organization Information
- Employees
- Website Information
- Categories
- Logos
- Photos
- Videos
- Map Pin Information
- Membership Badge**
- Billing

Membership Badge

Membership Badge for ZFam Enterprises, LLC

Proudly display your association with Support-Celeste Wilson by placing this membership badge on your website. Specify your desired HTML Element ID or use the default-value that is provided, then click "Generate" to create HTML that you can copy and paste into your website.

ZFam Enterprises, LLC
Proud Member of

HTML Element ID:

Generated HTML for Website:

```
<div id="mni-membership-638620915214440900"><div>
<script src="http://s2.chambermaster.com/Content/Script/Member.js" type="text/javascript"></script>
<script type="text/javascript">
new MNI.Widgets.Member("mni-membership-638620915214440900", {member: 220, styleTemplate: "mni-widget-member-name", font-weight: 700, font-size: 14, text-align: center, position: relative})#@id.mni-widget-member-name(font-weight: 700)#@id.mni-widget-member-logo(max-width: 100%)>.create();
</script>
```