



# KITTITAS COUNTY CHAMBER OF COMMERCE

## ECONOMIC REPORT

### — ROSLYN —



**BUILDING BUSINESS. BUILDING COMMUNITY. SINCE 1908**

# A message from the CEO:



Amy McGuffin  
Chief Executive Officer  
Kittitas County Chamber of Commerce

The Kittitas County Chamber of Commerce is an advocate for local businesses as well as Kittitas County and is positioned to assist in finding solutions and positive change for the community.

By leveraging the collective strength of our members, we are able to influence public policy related to business and economic advancement, as well as the quality of life issues impacting businesses such as those related to transportation, housing and education.

Our work in the community and our efforts to enhance the quality of life in the valley continues to be a driving force for our Chamber and its members. We know that quality of life issues are vital to attracting employers and employees alike to the communities in the county and maintaining a thriving tourism economy.

Our strength lies in our ability to work together. We invite you to join us in our quest to build a stronger and more prosperous county.

Chief Executive Officer



## CHAMBER STAFF

**Amy McGuffin**  
Chief Executive Officer

**Matt Anderson**  
Director of Tourism & Events

**Darby Grimes**  
Director of Chamber Outreach &  
Economic Advancement  
*\*Serving communities of Thorp,  
Ellensburg, Kittitas and Vantage*

**Katie Estes**  
Communications Manager  
*\*Serving communities of Elk Heights, Cle  
Elum, South Cle Elum, Roslyn, Ronald,  
Easton and Snoqualmie Pass*

**Gemma Withrow**  
Event Coordinator

**Clara Wetzel**  
Membership Communications

**Taylor Mitchell**  
Ellensburg Visitor Center Specialist

**Tippy Cooper**  
Bookkeeper




# CITY OF ROSLYN

## Overview



### TOTAL POPULATION

The number of people residing in Roslyn.  
**Source:** United States Census Bureau



The number of small businesses in Roslyn.  
**Source:** OpenGov.WA

**\$63,947**

**Median Household Income**

Household income is a measure of the combined income of a household, and the median value is the middle of all values measured in Roslyn.


**Source:** United States Census Bureau

**287**

**Labor Force**

The number of workers employed in Roslyn.

**Source:** Data USA





# CITY OF ROSLYN

## Overview



**6%**

**Poverty Rate**

The percent of the population in Roslyn at or below the poverty threshold.  
**Source:** United States Census Bureau



**43.4%**

**College Educated**

The percent of the population in Roslyn with a college degree or higher.  
**Source:** United States Census Bureau



**7.6%** **Unemployment Rate**

The percent of the population in Roslyn that is unemployed.  
**Source:** US Bureau of Labor Statistics & Zip Atlas



**MEDIAN MONTHLY RENT**  
**\$1,972**

The current market rent is the average rent paid for market-rate homes and other rental units in Roslyn.  
**Source:** niche.com

**MEDIAN OWNERS VS. RENTERS**  
**71% HOMEOWNERS**  
**63% RENTERS**

The homeownership rate is the percent of housing units occupied in Roslyn that are occupied by the owner versus occupied by a tenant.  
**Source:** Data USA

**TOTAL HOUSEHOLDS**  
**297 HOMES**

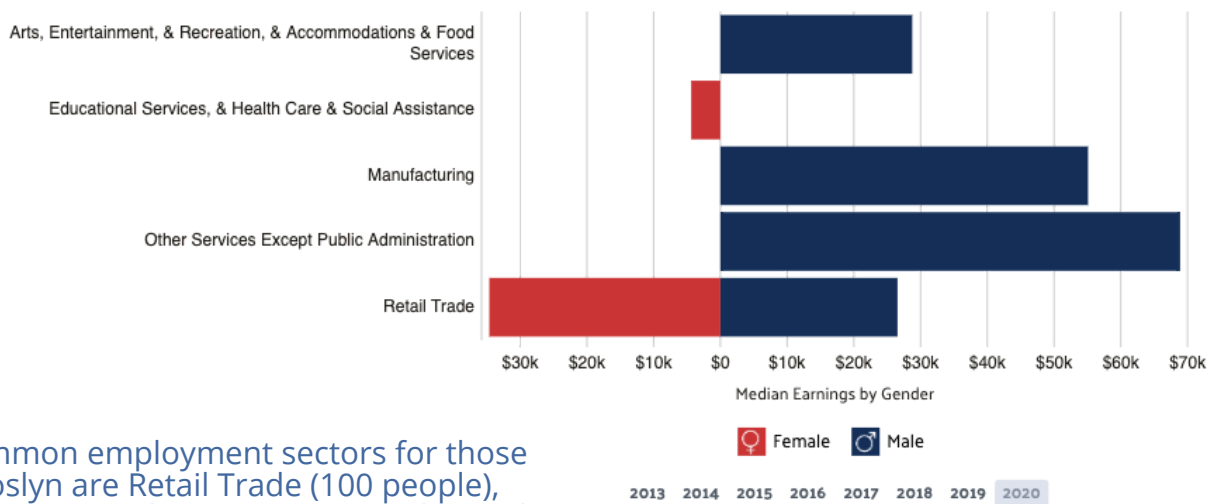
This is the total households being occupied in Roslyn.  
**Source:** Data USA





# MEDIAN EARNINGS

## By Industry



The most common employment sectors for those who live in Roslyn are Retail Trade (100 people), Accommodation & Food Services (39 people), and Manufacturing (25 people)

**Source:** Data USA

The industries with the best median earnings for men in 2020 are Other Services Except Public Administration, Manufacturing, and Arts, Entertainment, & Recreation, & Accommodations & Food Services.

The industries with the best median earnings for women in 2020 are Retail Trade and Educational Services, & Health Care & Social Assistance.

**Source:** Data USA

### Top 10 Employers

Coal Chute Cafe, Last Resort, Woodvine Lodge, R&R Cable Co., Suncadia, Inland Internet Co., Roslyn Mexican Grill, Hideaway, Turnout Cafe, Roslyn City Offices

**Source:** Employment Security Dept.

### Top 10 In-Demand Skills

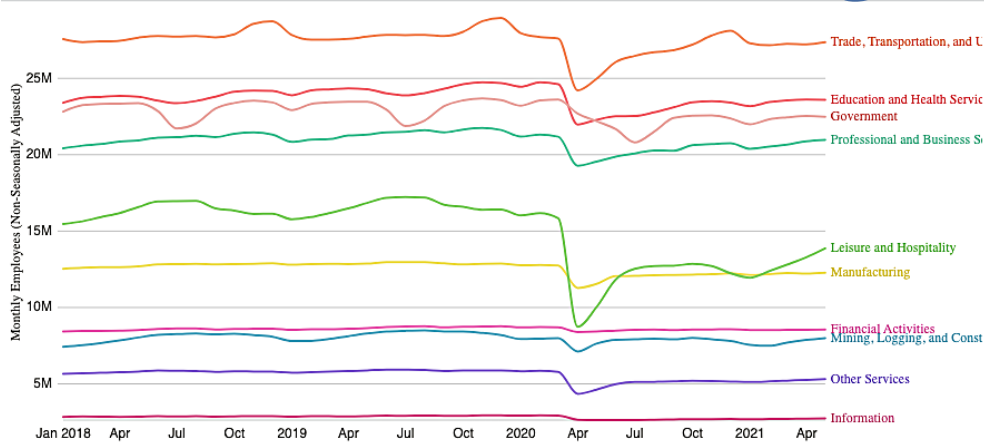
- Retail Trade
- Accommodation/food services
- Manufacturing
- Professional, Scientific, technical services
- Healthcare/Social Services
- Arts/Entertainment
- Information Services
- Agriculture
- Construction
- Education

**Source:** Data USA



# NET JOBS CREATED

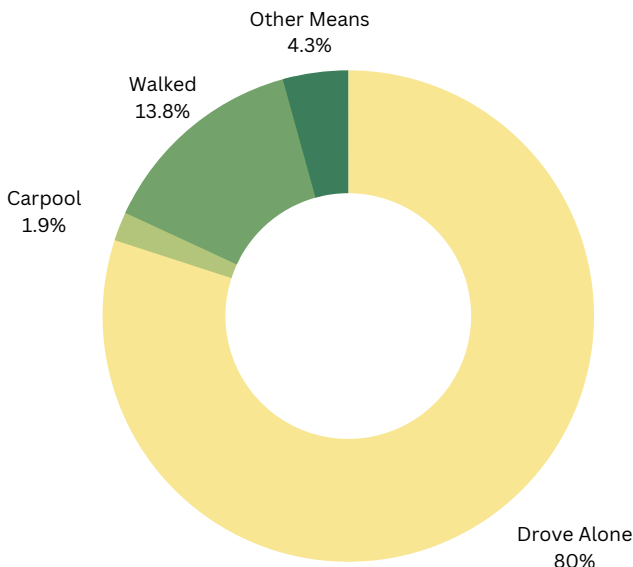
## Annual Change



As of May 2021, there are 145M people employed in Washington. This represents a 8.45% increase in employment when compared to May 2020.  
**Source:** Data USA

### Commute Patterns

Here are the commute patterns in Roslyn in 2021, majority of employees drove alone to work at 80%, 13.8% walk to work, 1.9% carpool, and 4.3% use other means outside of public transport.  
**Source:** United States Census Bureau



## 23.5 MINUTES

**Average commute time for City of Roslyn employed.**

The amount of time people spend each day getting to and from work impacts one's quality of life, the environment, and household finances. Increased motor vehicle use increases road maintenance costs, reduces productivity due to congestion, and harms certain industries. Industries most negatively affected are those requiring clean environments such as tourism, agriculture, and outdoor recreation.

**Source:** AWB Institute & United States Census Bureau





# PIVOTAL PARTNERS

## In 2022

