



# KITTITAS COUNTY CHAMBER OF COMMERCE

## ECONOMIC REPORT

### — CLE ELUM —



**BUILDING BUSINESS. BUILDING COMMUNITY. SINCE 1908**



# A message from the CEO:



Amy McGuffin  
Chief Executive Officer  
Kittitas County Chamber of Commerce

The Kittitas County Chamber of Commerce is an advocate for local businesses as well as Kittitas County and is positioned to assist in finding solutions and positive change for the community.

By leveraging the collective strength of our members, we are able to influence public policy related to business and economic advancement, as well as the quality of life issues impacting businesses such as those related to transportation, housing and education.

Our work in the community and our efforts to enhance the quality of life in the valley continues to be a driving force for our Chamber and its members. We know that quality of life issues are vital to attracting employers and employees alike to the communities in the county and maintaining a thriving tourism economy.

Our strength lies in our ability to work together. We invite you to join us in our quest to build a stronger and more prosperous county.

Chief Executive Officer



## CHAMBER STAFF

**Amy McGuffin**

Chief Executive Officer

**Matt Anderson**

Director of Tourism & Events

**Darby Grimes**

Director of Chamber Outreach &  
Economic Advancement

*\*Serving communities of Thorp,  
Ellensburg, Kittitas and Vantage*

**Katie Estes**

Communications Manager

*\*Serving communities of Elk Heights, Cle  
Elum, South Cle Elum, Roslyn, Ronald,  
Easton and Snoqualmie Pass*

**Gemma Withrow**

Event Coordinator

**Clara Wetzel**


Membership Communications

**Taylor Mitchell**

Ellensburg Visitor Center Specialist


**Tippy Cooper**

Bookkeeper




# CITY OF CLE ELUM

## Overview



### TOTAL POPULATION

The number of people residing in Cle Elum.  
**Source:** United States Census Bureau



The number of business licenses in Cle Elum.  
**Source:** Washington State Dept. Revenue

**\$63,947**

**Median Household Income**

Household income is a measure of the combined income of a household, and the median value is the middle of all values measured in Cle Elum.


**Source:** United States Census Bureau

**1.15K**

**Labor Force**

The number of workers employed in Cle Elum.

**Source:** Data USA





# CITY OF CLE ELUM

## Overview



### 19% Poverty Rate

The percent of the population in Cle Elum at or below the poverty threshold.  
**Source:** Data USA



### 13.9%

#### College Educated

The percent of the population in Cle Elum with a college degree or higher.  
**Source:** United States Census Bureau



### 2.3% Unemployment Rate

The percent of the population in Cle Elum that is unemployed.  
**Source:** Niche



**MEDIAN MONTHLY RENT**  
\$1,063


The current market rent is the average rent paid for market-rate homes and other rental units in Cle Elum.  
**Source:** Niche

**MEDIAN OWNERS VS. RENTERS**  
53% HOMEOWNERS  
47% RENTERS

The homeownership rate is the percent of housing units occupied in Cle Elum that are occupied by the owner versus occupied by a tenant.  
**Source:** Niche

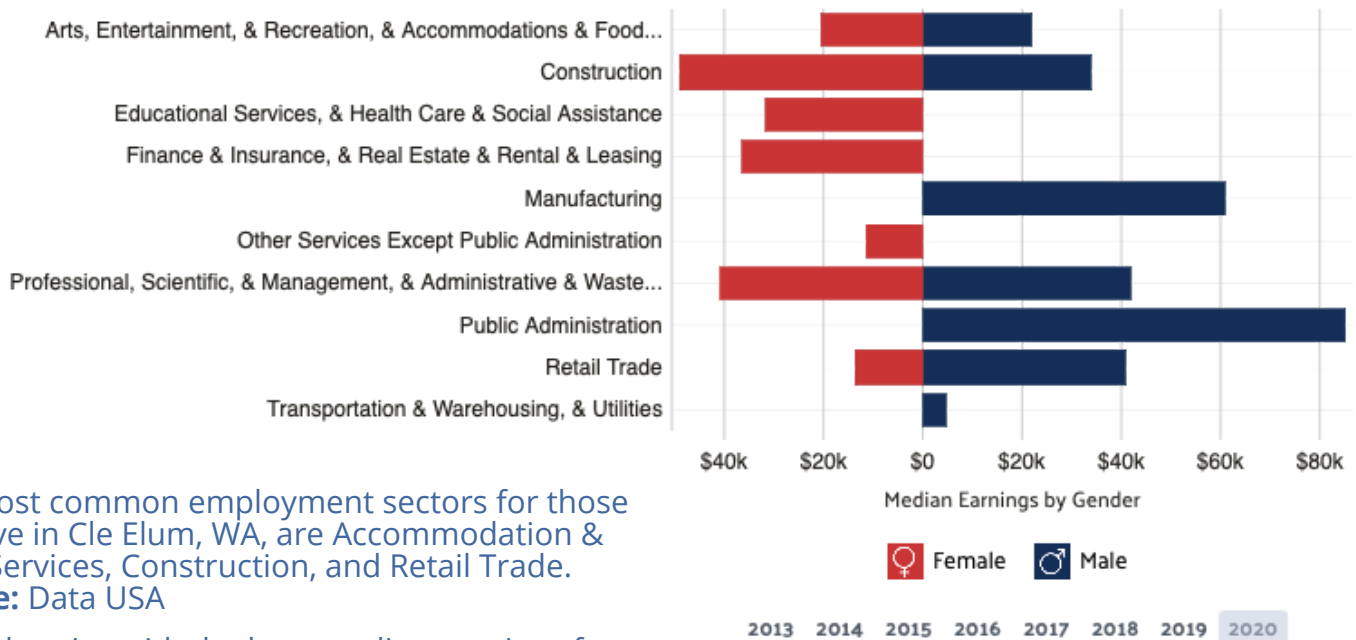
**TOTAL HOUSEHOLDS**  
295 HOMES

This is the total households being occupied in Cle Elum.  
**Source:** United States Census Bureau



# MEDIAN EARNINGS

## By Industry



The most common employment sectors for those who live in Cle Elum, WA, are Accommodation & Food Services, Construction, and Retail Trade.

**Source:** Data USA

The industries with the best median earnings for men in 2020 are Public Administration, Manufacturing, and Professional, Scientific, & Management, & Administrative & Waste Management Services.

The industries with the best median earnings for women in 2020 are Construction, Professional, Scientific, & Management, & Administrative & Waste Management Services, and Finance & Insurance, & Real Estate & Rental & Leasing.

**Source:** Data USA

### Top 10 Employers

Shoemaker Manufacturing Co., Prospector Golf Course, Tumble Creek Golf Course, McDonald's, Cle Elum - Roslyn Elementary, Cle Elum Ranger District, Cottage Cafe & Fireside Lounge, Dairy Queen, Suncadia, KVH Family Medicine - Cle Elum


**Source:** Employment Security Dept.

### Top 10 In-Demand Skills

- Construction
- Accommodation/food services
- Retail
- Professional, Scientific, technical services
- Education
- Transportation/Utilities
- Manufacturing
- Agriculture
- Finance/Insurance/Real Estate
- Public Administration

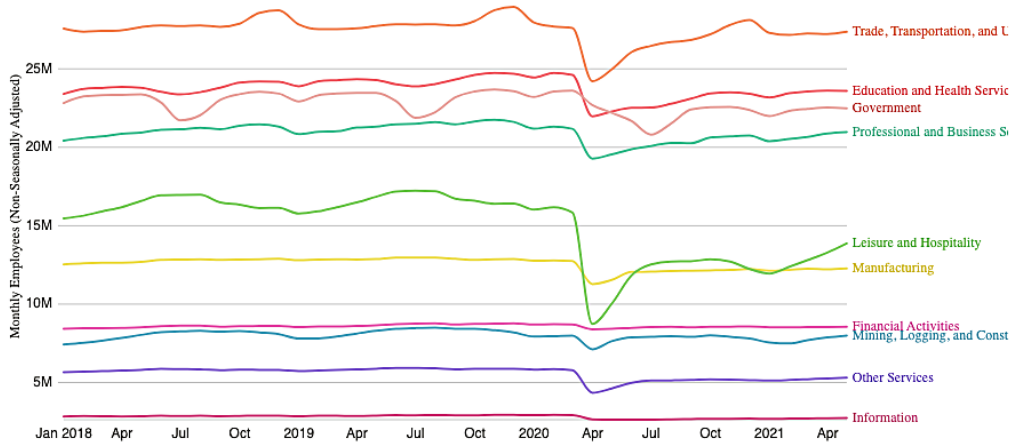
**Source:** United States Census Bureau





# NET JOBS CREATED

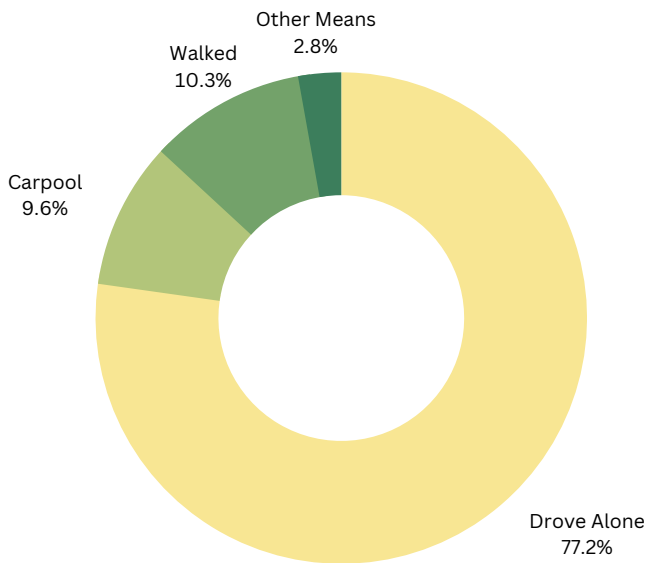
## Annual Change



As of May 2021, there are 145M people employed in Washington. This represents a 8.45% increase in employment when compared to May 2020.  
**Source:** Data USA

### Commute Patterns

In 2020, 73.3% of workers in Cle Elum, drove alone to work, followed by those who walked to work (9.78%) and those who carpoolled to work (9.15%).  
**Source:** Data USA




## 19.8 MINUTES

**Average commute time for City of Cle Elum employed.**

The amount of time people spend each day getting to and from work impacts one's quality of life, the environment, and household finances. Increased motor vehicle use increases road maintenance costs, reduces productivity due to congestion, and harms certain industries. Industries most negatively affected are those requiring clean environments such as tourism, agriculture, and outdoor recreation.

**Source:** AWB Institute & United States Census Bureau



# PIVOTAL PARTNERS

## In 2022

Heritage BANK

NOFFKE HOMES

KMS

PSE

PUGET SOUND ENERGY

WASHINGTON STATE UNIVERSITY

WSECU

ARRF Animal Rescue

FARMERS INSURANCE

ELLENBURG Rodeo

Coca-Cola

ARMSTRONG'S STOVE & SPA

UMPQUA BANK

Yakima Federal

SUNCADIA Community Associations

HOTEL WINDROW HISTORIC ELLENBURG WA.

GLONDO'S SAUSAGE CO.

JOHNSTON & WILLIAMS FUNERAL HOME AND CREMATORY

Cashmere Valley Bank

THORP FRUIT & ANTIQUE MALL

The Art Box LLC

JOY photography

CWU CENTRAL WASHINGTON UNIVERSITY 1891

Yakima County Development Association CHOOSE YAKIMA VALLEY

ADVANTAGE DIRT CONTRACTORS INC.

CS CEDAR AND SAGE

ACE The helpful place.

KNUDSON LUMBER & HARDWARE Quality & Selection...Nailed It!

EDDA ELLENBURG DOWNTOWN ASSOCIATION

Fred Meyer

Jerrol's

City of Ellensburg WASHINGTON

Ano

WORKSource

CLE ELUM DOWNTOWN ASSOCIATION

SHOEMAKER MANUFACTURING

ALPHA PYROTECHNICS

DAILY RECORD Since 1909 empowering the community

WASHINGTON HOSPITALITY ASSOCIATION

CARENET Pregnancy Center of Kittitas County

aldahra

ACX

AWB

ROSLYN DOWNTOWN ASSOCIATION

usbank

myELLENBURG.COM

RENEWAL by ANDERSEN FULL SERVICE WINDOW & DOOR REPLACEMENT

Avanta DENTAL

ecr

BLACK GRENADE ENT. EST. 2015

Kiwanis CLUB OF CLE ELUM Chartered October, 1922

WASHINGTON STATE Department of Commerce

BOSKO'S MOBILE WASH

CENTRAL WASHINGTON OUTDOOR.COM

Rotary Club of Upper Kittitas County