

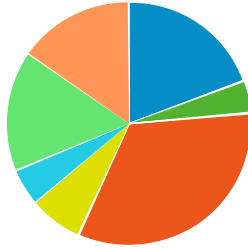


# Report

Consumer Spending Report (Eagle, Colorado)

## Apparel (2016)

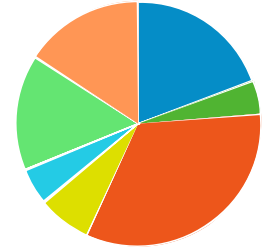
- Men's Apparel
- Boys' Apparel
- Women's Apparel
- Girls' Apparel
- Infants Apparel
- Footwear
- Apparel Services and Accessories



	\$ PER HOUSEHOLD	TOTAL \$000'S
<b>Totals:</b>	<b>\$2,809</b>	<b>\$6,819</b>
Men's Apparel	\$542	\$1,316
Boys' Apparel	\$122	\$298
Women's Apparel	\$930	\$2,259
Girls' Apparel	\$199	\$484
Infants Apparel	\$135	\$329
Footwear	\$445	\$1,082
Apparel Services and Accessories	\$433	\$1,051

## Apparel (2021)

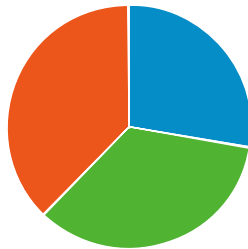
- Men's Apparel
- Boys' Apparel
- Women's Apparel
- Girls' Apparel
- Infants Apparel
- Footwear
- Apparel Services and Accessories



	\$ PER HOUSEHOLD	TOTAL \$000'S
<b>Totals:</b>	<b>\$3,197</b>	<b>\$8,126</b>
Men's Apparel	\$618	\$1,572
Boys' Apparel	\$140	\$356
Women's Apparel	\$1,059	\$2,693
Girls' Apparel	\$228	\$580
Infants Apparel	\$155	\$395
Footwear	\$489	\$1,244
Apparel Services and Accessories	\$506	\$1,286

## Entertainment (2016)

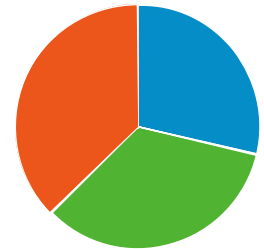
- Fees And Admissions
- Video And Audio Equipment
- Recreational Equipment And Supplies



	\$ PER HOUSEHOLD	TOTAL \$000'S
<b>Totals:</b>	<b>\$4,488</b>	<b>\$10,893</b>
Fees And Admissions	\$1,248	\$3,030
Video And Audio Equipment	\$1,546	\$3,753
Recreational Equipment And Supplies	\$1,693	\$4,111

## Entertainment (2021)

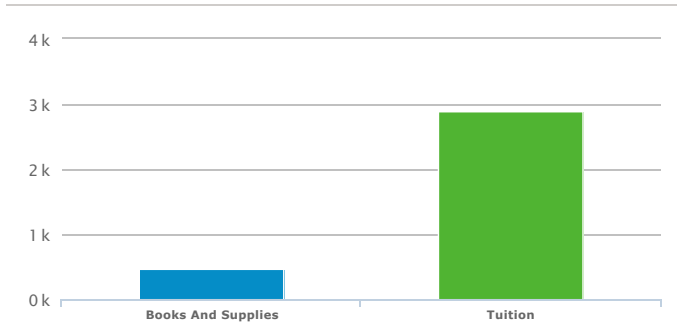
- Fees And Admissions
- Video And Audio Equipment
- Recreational Equipment And Supplies



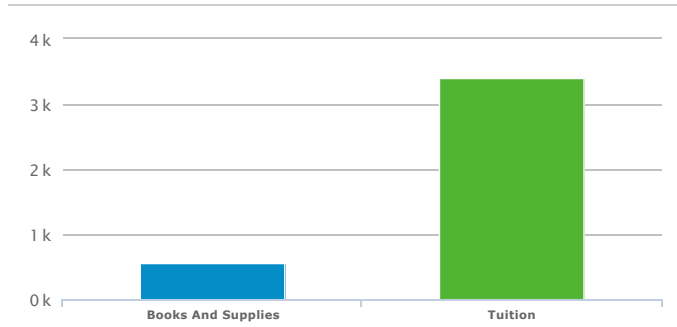
	\$ PER HOUSEHOLD	TOTAL \$000'S
<b>Totals:</b>	<b>\$5,106</b>	<b>\$12,976</b>
Fees And Admissions	\$1,464	\$3,721
Video And Audio Equipment	\$1,737	\$4,416
Recreational Equipment And Supplies	\$1,904	\$4,840

## Education (2016)

## Education (2021)

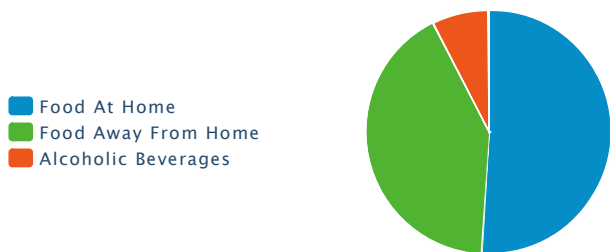


	\$ PER HOUSEHOLD	TOTAL \$000'S
<b>Totals:</b>	<b>\$3,359</b>	<b>\$8,154</b>
Books And Supplies	\$469	\$1,140
Tuition	\$2,889	\$7,014



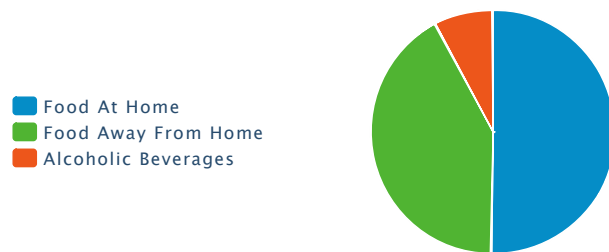
	\$ PER HOUSEHOLD	TOTAL \$000'S
<b>Totals:</b>	<b>\$3,945</b>	<b>\$10,026</b>
Books And Supplies	\$551	\$1,402
Tuition	\$3,393	\$8,623

### Food and Beverages (2016)



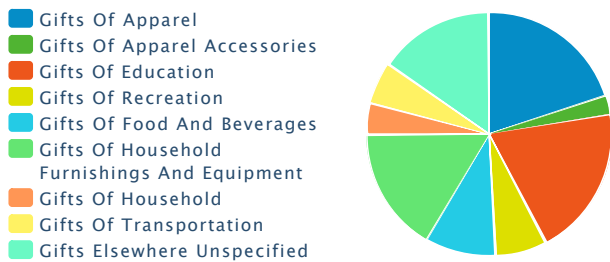
	\$ PER HOUSEHOLD	TOTAL \$000'S
<b>Totals:</b>	<b>\$11,140</b>	<b>\$27,037</b>
Food At Home	\$5,679	\$13,784
Food Away From Home	\$4,615	\$11,201
Alcoholic Beverages	\$845	\$2,052

### Food and Beverages (2021)



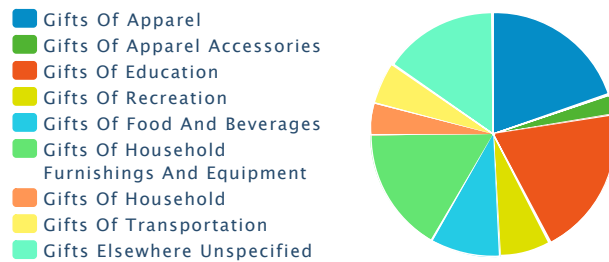
	\$ PER HOUSEHOLD	TOTAL \$000'S
<b>Totals:</b>	<b>\$12,466</b>	<b>\$31,678</b>
Food At Home	\$6,273	\$15,942
Food Away From Home	\$5,220	\$13,265
Alcoholic Beverages	\$972	\$2,470

### Gifts (2016)



	\$ PER HOUSEHOLD	TOTAL \$000'S
<b>Totals:</b>	<b>\$2,183</b>	<b>\$5,299</b>
Gifts Of Apparel	\$434	\$1,054
Gifts Of Apparel Accessories	\$55	\$134
Gifts Of Education	\$435	\$1,058
Gifts Of Recreation	\$148	\$360
Gifts Of Food And Beverages	\$203	\$493
Gifts Of Household Furnishings And Equipment	\$358	\$869
Gifts Of Household	\$92	\$225
Gifts Of Transportation	\$120	\$292
Gifts Elsewhere Unspecified	\$335	\$814

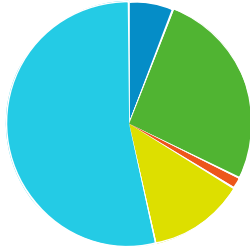
### Gifts (2021)



	\$ PER HOUSEHOLD	TOTAL \$000'S
<b>Totals:</b>	<b>\$2,536</b>	<b>\$6,445</b>
Gifts Of Apparel	\$503	\$1,280
Gifts Of Apparel Accessories	\$64	\$163
Gifts Of Education	\$506	\$1,287
Gifts Of Recreation	\$172	\$437
Gifts Of Food And Beverages	\$235	\$599
Gifts Of Household Furnishings And Equipment	\$416	\$1,057
Gifts Of Household	\$107	\$272
Gifts Of Transportation	\$141	\$359
Gifts Elsewhere Unspecified	\$389	\$990

### Household Furnishings (2016)

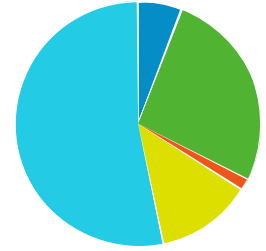
- Household Textiles
- Furniture
- Floor Coverings
- Major Appliances
- Housewares And Small Appliances



	\$ PER HOUSEHOLD	TOTAL \$000'S
<b>Totals:</b>	<b>\$2,827</b>	<b>\$6,861</b>
Household Textiles	\$166	\$405
Furniture	\$745	\$1,810
Floor Coverings	\$44	\$109
Major Appliances	\$358	\$870
Housewares And Small Appliances	\$1,510	\$3,667

### Household Furnishings (2021)

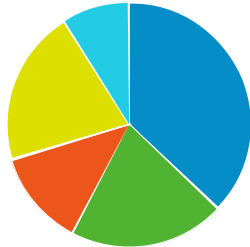
- Household Textiles
- Furniture
- Floor Coverings
- Major Appliances
- Housewares And Small Appliances



	\$ PER HOUSEHOLD	TOTAL \$000'S
<b>Totals:</b>	<b>\$3,237</b>	<b>\$8,227</b>
Household Textiles	\$188	\$480
Furniture	\$860	\$2,186
Floor Coverings	\$52	\$134
Major Appliances	\$412	\$1,049
Housewares And Small Appliances	\$1,723	\$4,378

### Shelter (2016)

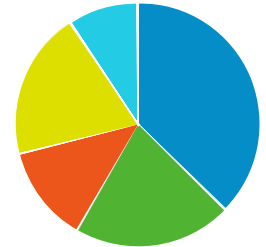
- Mortgage Interest
- Property Taxes
- Miscellaneous Owned Dwelling Costs
- Rental Costs
- Other Lodging



	\$ PER HOUSEHOLD	TOTAL \$000'S
<b>Totals:</b>	<b>\$16,259</b>	<b>\$39,462</b>
Mortgage Interest	\$6,030	\$14,637
Property Taxes	\$3,340	\$8,108
Miscellaneous Owned Dwelling Costs	\$2,081	\$5,052
Rental Costs	\$3,347	\$8,124
Other Lodging	\$1,458	\$3,541

### Shelter (2021)

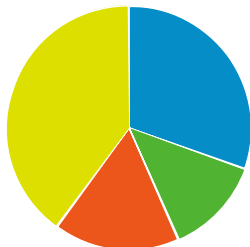
- Mortgage Interest
- Property Taxes
- Miscellaneous Owned Dwelling Costs
- Rental Costs
- Other Lodging



	\$ PER HOUSEHOLD	TOTAL \$000'S
<b>Totals:</b>	<b>\$18,451</b>	<b>\$46,886</b>
Mortgage Interest	\$6,886	\$17,499
Property Taxes	\$3,874	\$9,844
Miscellaneous Owned Dwelling Costs	\$2,364	\$6,008
Rental Costs	\$3,604	\$9,160
Other Lodging	\$1,721	\$4,375

### Household Operations (2016)

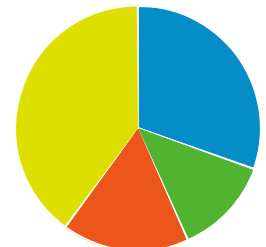
- Babysitting And Elderly Care
- Household Services
- Alimony And Child Support
- Household Supplies



	\$ PER HOUSEHOLD	TOTAL \$000'S
<b>Totals:</b>	<b>\$2,500</b>	<b>\$6,068</b>
Babysitting And Elderly Care	\$761	\$1,848
Household Services	\$323	\$786
Alimony And Child Support	\$417	\$1,012
Household Supplies	\$997	\$2,422

### Household Operations (2021)

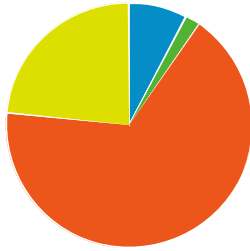
- Babysitting And Elderly Care
- Household Services
- Alimony And Child Support
- Household Supplies



	\$ PER HOUSEHOLD	TOTAL \$000'S
<b>Totals:</b>	<b>\$2,906</b>	<b>\$7,386</b>
Babysitting And Elderly Care	\$885	\$2,250
Household Services	\$375	\$954
Alimony And Child Support	\$485	\$1,233
Household Supplies	\$1,160	\$2,949

### Personal Care (2016)

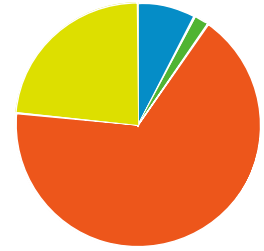
- Hair Care
- Electric Personal Care Appliances
- Personal Care Services
- Personal Care Products



	\$ PER HOUSEHOLD	TOTAL \$000'S
<b>Totals:</b>	<b>\$1,013</b>	<b>\$2,460</b>
Hair Care	\$78	\$190
Electric Personal Care Appliances	\$19	\$48
Personal Care Services	\$678	\$1,648
Personal Care Products	\$236	\$573

### Personal Care (2021)

- Hair Care
- Electric Personal Care Appliances
- Personal Care Services
- Personal Care Products



	\$ PER HOUSEHOLD	TOTAL \$000'S
<b>Totals:</b>	<b>\$1,144</b>	<b>\$2,909</b>
Hair Care	\$88	\$225
Electric Personal Care Appliances	\$22	\$57
Personal Care Services	\$766	\$1,947
Personal Care Products	\$267	\$679

### Utilities (2016)

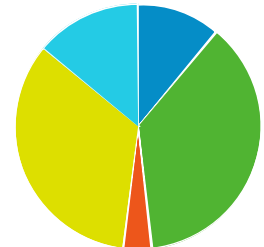
- Natural Gas
- Electricity
- Fuel Oil And Other Fuels
- Telephone Service
- Other Utilities



	\$ PER HOUSEHOLD	TOTAL \$000'S
<b>Totals:</b>	<b>\$5,502</b>	<b>\$13,356</b>
Natural Gas	\$601	\$1,460
Electricity	\$2,057	\$4,993
Fuel Oil And Other Fuels	\$201	\$490
Telephone Service	\$1,874	\$4,550
Other Utilities	\$767	\$1,862

### Utilities (2021)

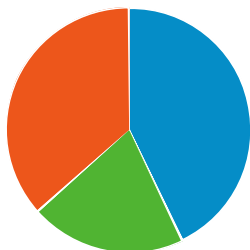
- Natural Gas
- Electricity
- Fuel Oil And Other Fuels
- Telephone Service
- Other Utilities



	\$ PER HOUSEHOLD	TOTAL \$000'S
<b>Totals:</b>	<b>\$6,108</b>	<b>\$15,521</b>
Natural Gas	\$672	\$1,709
Electricity	\$2,278	\$5,788
Fuel Oil And Other Fuels	\$225	\$572
Telephone Service	\$2,074	\$5,270
Other Utilities	\$858	\$2,182

### Reading (2016)

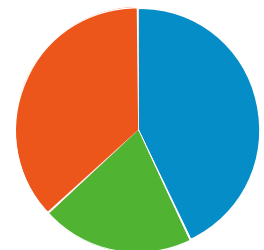
- Newspapers
- Magazines
- Books



	\$ PER HOUSEHOLD	TOTAL \$000'S
<b>Totals:</b>	<b>\$176</b>	<b>\$427</b>
Newspapers	\$75	\$183
Magazines	\$36	\$88
Books	\$64	\$157

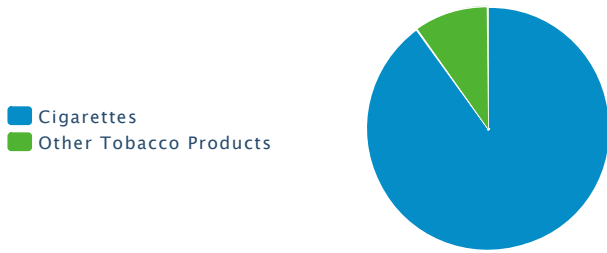
### Reading (2021)

- Newspapers
- Magazines
- Books



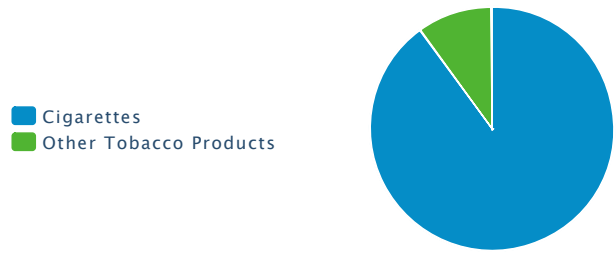
	\$ PER HOUSEHOLD	TOTAL \$000'S
<b>Totals:</b>	<b>\$199</b>	<b>\$508</b>
Newspapers	\$85	\$218
Magazines	\$40	\$104
Books	\$73	\$186

### Tobacco (2016)



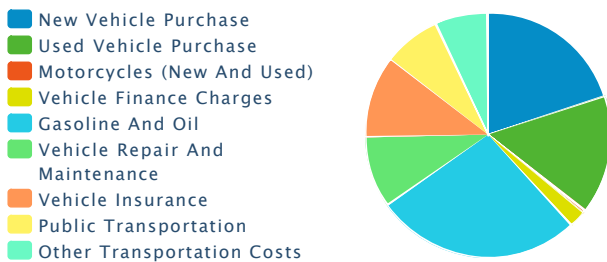
	\$ PER HOUSEHOLD	TOTAL \$000'S
<b>Totals:</b>	<b>\$396</b>	<b>\$963</b>
<b>Cigarettes</b>	<b>\$356</b>	<b>\$866</b>
<b>Other Tobacco Products</b>	<b>\$39</b>	<b>\$96</b>

### Tobacco (2021)



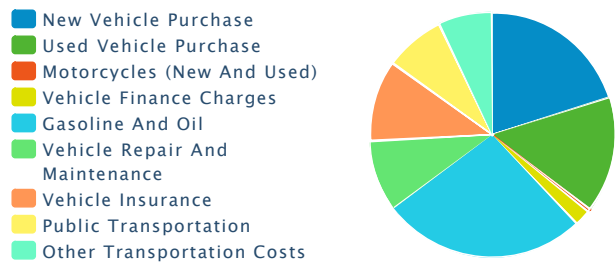
	\$ PER HOUSEHOLD	TOTAL \$000'S
<b>Totals:</b>	<b>\$430</b>	<b>\$1,094</b>
<b>Cigarettes</b>	<b>\$387</b>	<b>\$984</b>
<b>Other Tobacco Products</b>	<b>\$43</b>	<b>\$109</b>

### Transportation (2016)



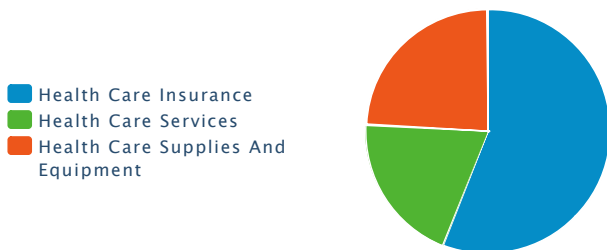
	\$ PER HOUSEHOLD	TOTAL \$000'S
<b>Totals:</b>	<b>\$14,493</b>	<b>\$35,176</b>
<b>New Vehicle Purchase</b>	<b>\$2,889</b>	<b>\$7,013</b>
<b>Used Vehicle Purchase</b>	<b>\$2,267</b>	<b>\$5,502</b>
<b>Motorcycles (New And Used)</b>	<b>\$55</b>	<b>\$134</b>
<b>Vehicle Finance Charges</b>	<b>\$322</b>	<b>\$782</b>
<b>Gasoline And Oil</b>	<b>\$3,927</b>	<b>\$9,533</b>
<b>Vehicle Repair And Maintenance</b>	<b>\$1,359</b>	<b>\$3,298</b>
<b>Vehicle Insurance</b>	<b>\$1,566</b>	<b>\$3,801</b>
<b>Public Transportation</b>	<b>\$1,095</b>	<b>\$2,659</b>
<b>Other Transportation Costs</b>	<b>\$1,010</b>	<b>\$2,453</b>

### Transportation (2021)



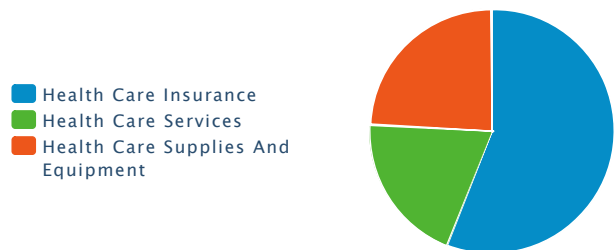
	\$ PER HOUSEHOLD	TOTAL \$000'S
<b>Totals:</b>	<b>\$16,158</b>	<b>\$41,058</b>
<b>New Vehicle Purchase</b>	<b>\$3,255</b>	<b>\$8,272</b>
<b>Used Vehicle Purchase</b>	<b>\$2,462</b>	<b>\$6,257</b>
<b>Motorcycles (New And Used)</b>	<b>\$58</b>	<b>\$150</b>
<b>Vehicle Finance Charges</b>	<b>\$355</b>	<b>\$904</b>
<b>Gasoline And Oil</b>	<b>\$4,335</b>	<b>\$11,016</b>
<b>Vehicle Repair And Maintenance</b>	<b>\$1,518</b>	<b>\$3,860</b>
<b>Vehicle Insurance</b>	<b>\$1,737</b>	<b>\$4,416</b>
<b>Public Transportation</b>	<b>\$1,278</b>	<b>\$3,250</b>
<b>Other Transportation Costs</b>	<b>\$1,154</b>	<b>\$2,935</b>

### Health Care (2016)



	\$ PER HOUSEHOLD	TOTAL \$000'S
<b>Totals:</b>	<b>\$5,812</b>	<b>\$14,108</b>
<b>Health Care Insurance</b>	<b>\$3,254</b>	<b>\$7,898</b>
<b>Health Care Services</b>	<b>\$1,156</b>	<b>\$2,807</b>
<b>Health Care Supplies And Equipment</b>	<b>\$1,402</b>	<b>\$3,403</b>

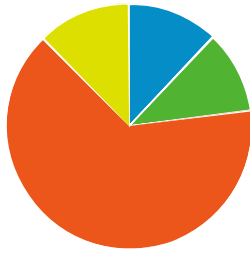
### Health Care (2021)



	\$ PER HOUSEHOLD	TOTAL \$000'S
<b>Totals:</b>	<b>\$6,471</b>	<b>\$16,443</b>
<b>Health Care Insurance</b>	<b>\$3,621</b>	<b>\$9,203</b>
<b>Health Care Services</b>	<b>\$1,287</b>	<b>\$3,272</b>
<b>Health Care Supplies And Equipment</b>	<b>\$1,561</b>	<b>\$3,968</b>

### Miscellaneous Expenses (2016)

- Legal And Accounting
- Funeral And Cemetery
- Finance Charges Excluding Mortgage And Vehicle
- Other Miscellaneous Expenses



	\$ PER HOUSEHOLD	TOTAL \$000'S
<b>Totals:</b>	<b>\$1,108</b>	<b>\$2,689</b>
Legal And Accounting	\$133	\$324
Funeral And Cemetery	\$121	\$295
Finance Charges Excluding Mortgage And Vehicle	\$715	\$1,737
Other Miscellaneous Expenses	\$137	\$334

### Personal Insurance (2016)

	\$ PER HOUSEHOLD	TOTAL \$000'S
	\$658	\$1,599

### Contributions (2016)

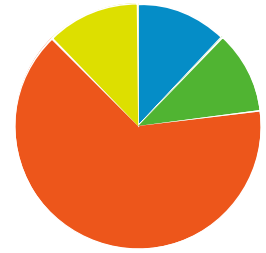
	\$ PER HOUSEHOLD	TOTAL \$000'S
	\$4,025	\$9,770

### Retail Potential (2016)

	\$ PER HOUSEHOLD	TOTAL \$000'S
New Car Dealers	\$5,100	\$12,379
User Car Dealers	\$304	\$740
Recreational Vehicle Dealers	\$16	\$39
Motorcycle and Boat Dealers	\$224	\$545
Auto Parts and Accessories	\$797	\$1,935
Tire Dealers	\$362	\$880
Furniture Stores	\$576	\$1,400
Floor Covering Stores	\$198	\$483
Other Home Furnishing Stores	\$188	\$459
Appliances and Electronics Stores	\$1,302	\$3,162
Computer Stores	\$2,425	\$5,887
Camera and Photography Stores	\$137	\$333
Hardware Stores	\$303	\$737
Paint and Wallpaper Stores	\$28	\$69
Home Centers	\$666	\$1,619
Other Building Materials Stores	\$812	\$1,971
Outdoor Power Equipment Stores	\$25	\$61
Nursery and Garden Stores	\$198	\$483
Grocery Stores	\$8,961	\$21,749
Convenience Stores	\$375	\$912
Meat Markets	\$85	\$207
Fish and Seafood Markets	\$20	\$49
Fruit and Vegetable Markets	\$39	\$97
Other Specialty Food Markets	\$62	\$151
Liquor Stores	\$223	\$542

### Miscellaneous Expenses (2021)

- Legal And Accounting
- Funeral And Cemetery
- Finance Charges Excluding Mortgage And Vehicle
- Other Miscellaneous Expenses



	\$ PER HOUSEHOLD	TOTAL \$000'S
<b>Totals:</b>	<b>\$1,229</b>	<b>\$3,124</b>
Legal And Accounting	\$148	\$377
Funeral And Cemetery	\$136	\$346
Finance Charges Excluding Mortgage And Vehicle	\$792	\$2,013
Other Miscellaneous Expenses	\$152	\$387

### Personal Insurance (2021)

	\$ PER HOUSEHOLD	TOTAL \$000'S
	\$772	\$1,962

### Contributions (2021)

	\$ PER HOUSEHOLD	TOTAL \$000'S
	\$4,800	\$12,198

Source: Applied Geographic Solutions, 2016

Pharmacy and Drug Stores	\$1,885	\$4,577
Costmetics and Beauty Stores	\$79	\$194
Optical Goods Stores	\$173	\$422
Other Health and Personal Care Stores	\$150	\$365
Gasoline Stations with Convenience Stores	\$1,420	\$3,448
Gasoline Stations without Convenience Stores	\$225	\$547
Men's Clothing Stores	\$81	\$197
Women's Clothing Stores	\$261	\$636
Childrens' and Infant's Clothing Stores	\$145	\$354
Family Clothing Stores	\$549	\$1,335
Clothing Accessory Stores	\$31	\$75
Other Apparel Stores	\$64	\$158
Shoe Stores	\$162	\$394
Jewelry Stores	\$385	\$936
Luggage Stores	\$328	\$797
Sporting Goods Stores	\$231	\$562
Hobby, Toy, and Game Stores	\$72	\$176
Sewing and Needlecraft Stores	\$30	\$73
Musical Instrument Stores	\$56	\$137
Book Stores	\$478	\$1,161
Record, Tape, and CD Stores	\$133	\$324
Department Stores	\$4,471	\$10,852
Warehouse Superstores	\$1,825	\$4,430
Other General Merchandise Stores	\$535	\$1,300
Florists	\$43	\$105
Office and Stationary Stores	\$419	\$1,018
Gift and Souvenir Stores	\$130	\$318
Used Merchandise Stores	\$83	\$204
Pet and Pet Supply Stores	\$159	\$387
Art Dealers	\$17	\$41
Mobile Home Dealers	\$1	\$2
Other Miscellaneous Retail Stores	\$174	\$424
Mail Order and Catalog Stores	\$3,284	\$7,971
Vending Machines	\$122	\$298
Fuel Dealers	\$494	\$1,200
Other Direct Selling Establishments	\$273	\$663
Hotels and Other Travel Accomodations	\$207	\$505
RV Parks	\$3	\$7
Rooming and Boarding Houses	\$1	\$2
Full Service Restaurants	\$1,391	\$3,376
Limited Service Restaurants	\$1,365	\$3,314
Special Food Services and Catering	\$229	\$557
Drinking Places	\$132	\$323