


# 2023

## Sector Data for Economic Growth





Rebecca Martin, CCE, IOM  
Greater Federal Way  
Chamber CEO

**DATA IS**  
*Good for Business*

Our Chamber members know that serving a broader business community means understanding the type of businesses growing in our regional footprint. Having that data allows businesses to plan for their own growth, expanding their marketplace and spurring innovation to reach new customers.

Businesses of every type are heroically tireless, looking for customers to buy

products and services or developing new products and services as the economic inflow and outflow of industry sectors evolves.

Industry data keeps business engaged in the workforce. To meet the demand of a rapidly changing business climate, employers know a well-prepared workforce is foundationally important. Data helps guide discussions with educational institutions to ensure there are flexible, nimble opportunities to develop needed programs. At its core, workforce is directly tied to education.

Sector data allows us to be intentional with our strategies for growth, particularly as we look at the economic impact in our area of the Washington Department of Commerce focus industries. In the growth hub city of Federal Way:

- A hotspot for talent in this field, Aerospace earnings per job are above the national average.
- In Agribusiness and Forest Products, earnings per job are the same as the national average.
- Earnings per job for Life Sciences, Maritime, and Information, Communication & Technology are all above the national average.

In addition to the WA focus industries, key growth sectors in Federal Way and other economic development dashboards are available online, [fedwaychamber.com](http://fedwaychamber.com)

At the Chamber, it's not just about research and statistics. Our business leaders are interested in seeing the regional economy grow. The annual sector data report is a helpful way to frame how we prioritize growth and innovation to accelerate overall growth.



**SPECIAL EDITION**  
(PRINTED 6/23)

**Rebecca Martin, CCE, IOM**  
President & CEO

**Rachel M. Porter**  
Membership Manager

**Susie Magdaleno**  
Administrative Coordinator

**Anthony Carrillo**  
Graphic Designer

**BOARD OF DIRECTORS**

**Greg Garcia, Chair**  
Citylight Financial, Inc.

**Shawn Harju, Vice Chair**  
Chrysalis Solutions, PLLC

**Michael Gintz, Treasurer**  
Brantley Janson

**Dan Eisenman, Past Chair**  
Equalus, LLC

**DIRECTORS-AT-LARGE**

**Dr. Dani Pfeiffer, Ed.D**  
Federal Way Public School District

**Dr. John Mosby, Ph.D.**  
Highline College

**Sara Oh**  
Kumon

**Mark Sims**  
New York Life

**Kim Zier Suchan**  
Caffé D'arte, LLC

**Jeannette Ramirez**  
JRComputax, Inc.

**Jaime Monje**  
Azteca Mexican Restaurant

**Russell Woolley**  
Virginia Mason Franciscan Health

**fedwaychamber.com • 253.838.2605**  
© 2023 All Rights Reserved

Publication design by Clare Parfitt



# Contents

## FEDERAL WAY ECONOMIC OVERVIEW

Federal Way Stats ..... 4  
 Housing Analysis ..... 5

## WASHINGTON HIGH GROWTH SECTORS

Aerospace ..... 6  
 Agribusiness ..... 8  
 Forest Products ..... 10  
 ICT ..... 12  
 Life Sciences ..... 14  
 Maritime ..... 16

## FEDERAL WAY KEY SECTORS

Retail & Accommodation ..... 18  
 Business Services ..... 20  
 Healthcare ..... 22  
 Construction ..... 24



Data for this Sector Report provided by *eImpact*.

Quarterly updates on economic data are online at [fedwaychamber.com/economicdevelopment](http://fedwaychamber.com/economicdevelopment).

Sponsored in part by:



**Shawn Harju**  
 Vice Chair, Board of Directors  
 Owner, Chrysalis Solutions, PLLC



## We are Greater Federal Way

The face of business.

*Through the Greater Federal Way Chamber of Commerce, businesses and individuals can make a difference in our community. Our chamber leverages the talents and resources of its members to enhance economic opportunities for us all.*



Become a member. **Join today.**  
[fedwaychamber.com](http://fedwaychamber.com)

## We are Greater Federal Way

The face of business

Join our network.  
[fedwaychamber.com](http://fedwaychamber.com)



**Garvaundo Hamilton**  
 Director of Sales, Minuteman Press-Union  
 Chamber Ambassador



## We are Greater Federal Way

The face of business

Join our network.  
[fedwaychamber.com](http://fedwaychamber.com)



**Michelle Wallace**  
 Realtor, Keller Williams Puget Sound  
 Chamber Ambassador



## We are Greater Federal Way

The face of business

Join our network.  
[fedwaychamber.com](http://fedwaychamber.com)



**Dan Eisenman**  
 Executive Director, Equalus, LLC  
 Chamber Board of Directors





GREATER FEDERAL WAY CHAMBER  
 Promoting Economic Prosperity Since 1953

[fedwaychamber.com](http://fedwaychamber.com)

## Take the Federal Way

GREATER FEDERAL WAY CHAMBER OF COMMERCE

Celebrating seven decades working to support a dynamic business climate and economic prosperity in the greater Federal Way region.

**Don't miss the Gala and Impact Awards on November 18, 6-9 PM at Woodbridge Corporate Park.**

# Federal Way overview

102738

-1.2%  
difference  
from 2021

## TOTAL POPULATION

The number of people residing in Federal Way.  
**Source:** U.S. Census (American Community Survey)



2.6%  
difference  
from 2021

The number of home owners and renters in Federal Way.  
**Source:** U.S. Census (American Community Survey)



.07%  
difference  
from 2021

The number of businesses holding a lease in a commercial property in Federal Way.  
**Source:** CoStar business tenant survey list

Note: there are 000 businesses with registrations listed in Federal Way.

\$ \$71,844

\$ Median Household Income

Household income is a measure of the combined income of a household, and the median value is the middle of all values measured in Federal Way.  
**Source:** U.S. Census (American Community Survey)

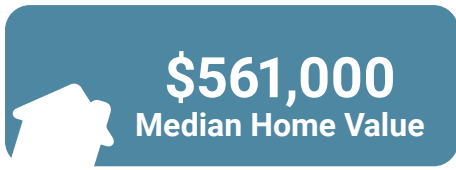
0% difference from 2021

43,104  
Labor Force

The number of workers employed in Federal Way.  
**Source:** Bureau of Labor Statistics (Quarterly Census on Earnings and Wages)

8% difference from 2021

# FEDERAL WAY HOUSING ANALYSIS



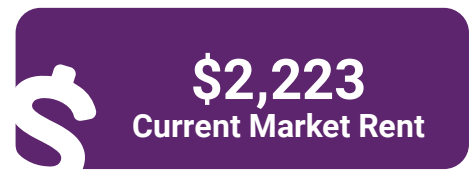
The median home value is the middle value of all homes in Federal Way, including single family homes and other types of housing units.  
**Source:** Neighborhood Scout

**-4%** difference from 2021



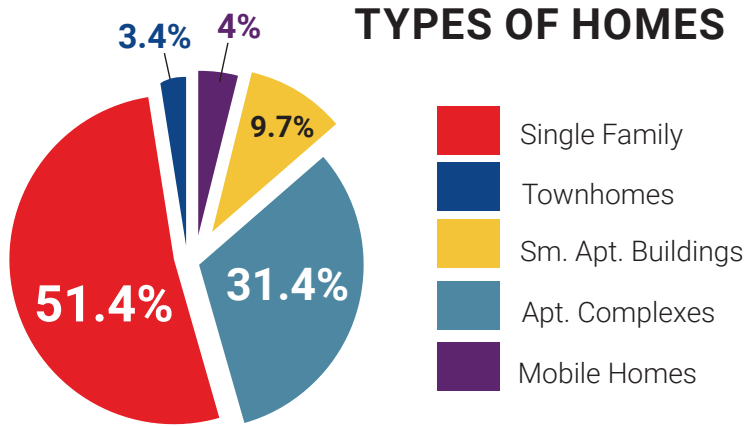
The homeownership rate is the percent of housing units occupied in Federal Way that are occupied by the owner versus occupied by a tenant.  
**Source:** Neighborhood Scout

**2%** difference from 2021



The current market rent is the average rent paid for market-rate homes and other rental units in Federal Way.  
**Source:** Neighborhood Scout

**0%** difference from 2021



The percent of homes in Federal Way by property type. **Source:** Neighborhood Scout

**0%** difference from 2022



**11.4%** Poverty Rate

The percent of the population in Federal Way at or below the poverty threshold. **Source:** U.S. Census (American Community Survey)

Washington **9.9%**  
United States **14.4%**

**-6%** difference from 2021




**32.2%** College Educated

The percent of the population in Federal Way with a college degree or higher. **Source:** U.S. Census (American Community Survey)

Washington **37.3%**  
United States **39%**

**25%** difference from 2022



The percent of the population in Federal Way that is unemployed. **Source:** U.S. Census (American Community Survey)

Washington **4.2%**  
United States **3.4%**

**-24%** difference from 2021



# Aerospace Economy in Federal Way

This report provides an overview of the economic impact of the aerospace industry in Federal Way, Washington. The area is a hotspot for this kind of talent. The national average for an area this size is 148 employees, while there are **338** here. Earnings per job are above the national average. The national average salary for your industries in an area this size is \$141,363, while in your area it is **\$174,652**. Earnings per jobs is the total industry earnings divided by the number of jobs in the industry.



**\$174,652**  
Average Wage

The average aerospace industry wage paid in Federal Way. **Source: EMSI**  
**4%** difference from 2021



**338**  
Industry Jobs

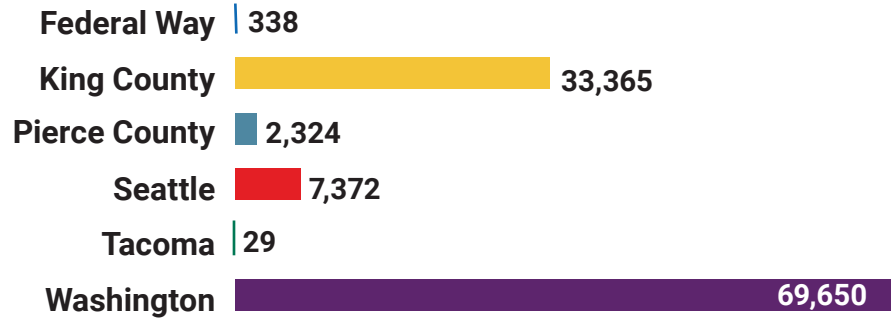
The number of aerospace industry jobs in Federal Way. **Source: EMSI**  
**-78%** difference from 2021

**-16%**  
Past Growth (2017-2022)  
**33%** difference from 2015-2020

**-9%**  
Projected Growth (2022-2027)  
**52%** difference from 2020-2025

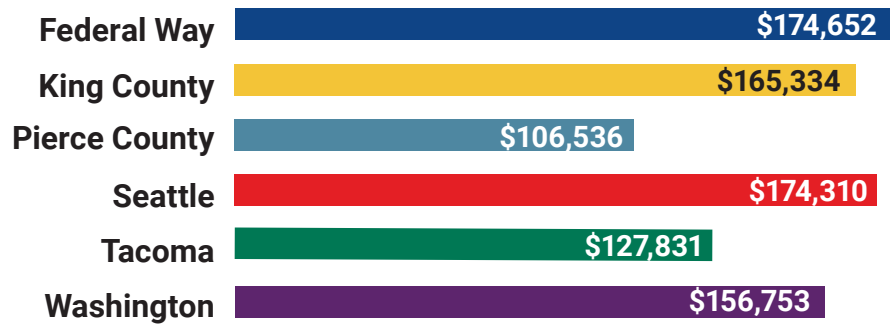
# Measuring Aerospace Economy

## JOBS



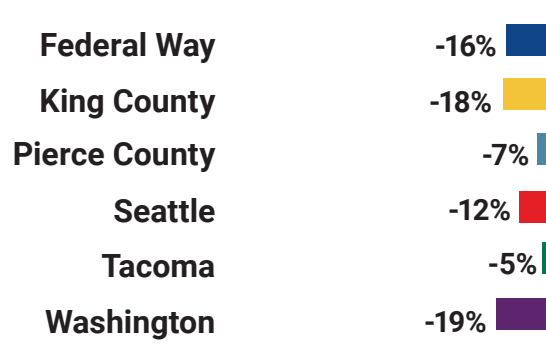
Number of jobs in this sector in the location specified, 2022. **Source:** Lightcast.io.

## AVERAGE EARNINGS



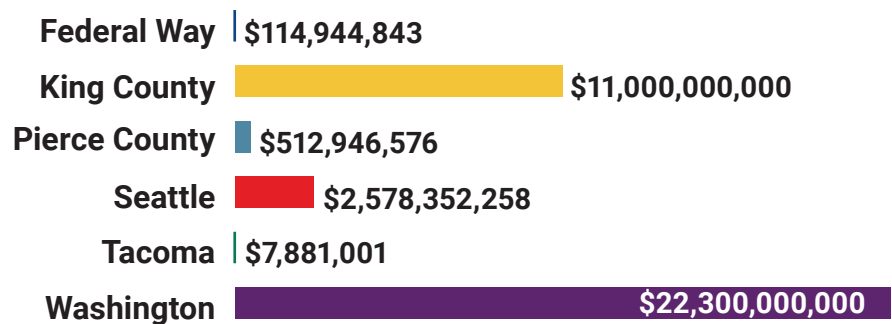
The average industry pay is calculated based on salaries of residents working in this sector, 2022. The salaries are added together, then divided by the number of residents employed in the sector. The result is the average industry pay for the location specified. **Source:** Lightcast.io.

## % JOB CHANGE



Percent change in number of jobs in the location specified over the past year. **Source:** Lightcast.io.

## GROSS REGIONAL PRODUCT



Gross regional product (GRP) is a monetary measure of the market value of all final goods and services produced in a region. **Source:** Lightcast.io.



# Agribusiness Economy in Federal Way

This report provides an overview of the economic impact of the agribusiness industry in Federal Way, Washington. The area is not a hotspot for this kind of talent. The national average for an area this size is 1,018 employees, while there are **375** here. Earnings per job are about the same as the national average. The national average salary for your industries in an area this size is \$62,967, while in your area it is **\$56,881**. Earnings per jobs is the total industry earnings divided by the number of jobs in the industry.



**\$56,881**  
Average Wage

The average agribusiness industry wage paid in Federal Way. **Source: EMSI**


**-22%** difference from 2021



**375**  
Industry Jobs

The number of agribusiness industry jobs in Federal Way. **Source: EMSI**

**635%** difference from 2021

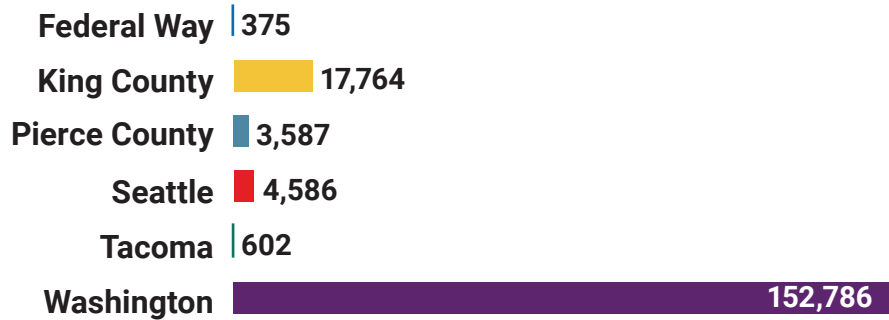
 **97%**  
Past Growth (2017-2022)  
**700%** difference from 2015-2020

 **27%**  
Projected Growth (2022-2027)  
**900%** difference from 2020-2025



# Measuring Agribusiness Economy

## JOBS



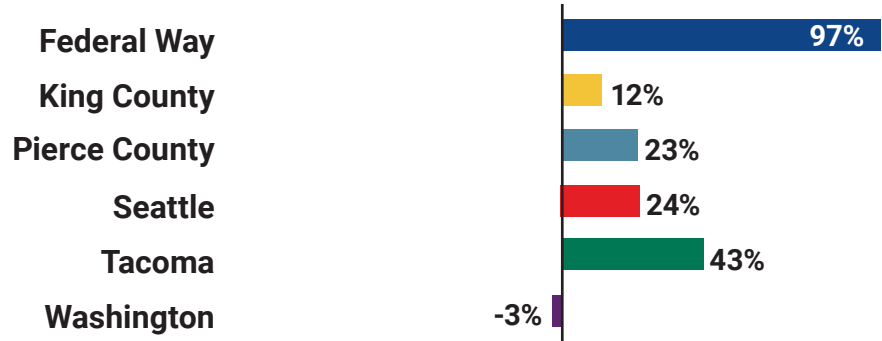
Number of jobs in this sector in the location specified, 2022. **Source:** Lightcast.io.

## AVERAGE EARNINGS




The average industry pay is calculated based on salaries of residents working in this sector, 2022. The salaries are added together, then divided by the number of residents employed in the sector. The result is the average industry pay for the location specified. **Source:** Lightcast.io.

## % JOB CHANGE



Percent change in number of jobs in the location specified over the past year. **Source:** Lightcast.io.

## GROSS REGIONAL PRODUCT



Gross regional product (GRP) is a monetary measure of the market value of all final goods and services produced in a region. **Source:** Lightcast.io.



# Forest Products Economy in Federal Way

This report provides an overview of the economic impact of the forest products industry in Federal Way, Washington. The area is not a hotspot for this kind of talent. The national average for an area this size is 552\* employees, while there are **425** here. Earnings per job are about the same as the national average. The national average salary for your industries in an area this size is \$73,552, while in your area it is **\$77,217**. Earnings per jobs is the total industry earnings divided by the number of jobs in the industry.



**\$77,217**  
Average Wage

The average forest products industry wage paid in Federal Way. **Source: EMSI**

**3%** difference from 2021



**425**  
Industry Jobs

The number of forest products industry jobs in Federal Way. **Source: EMSI**

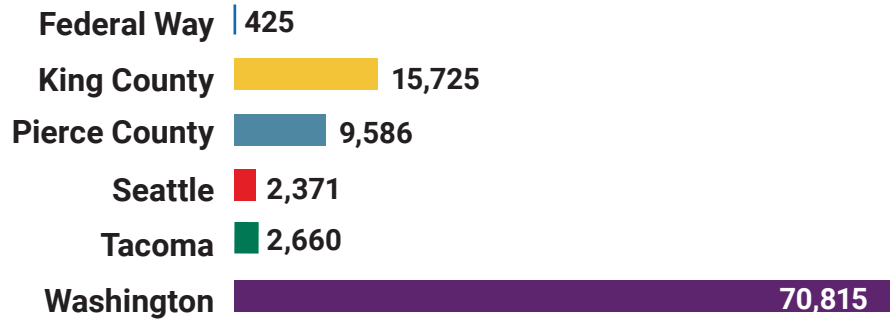
**-44%** difference from 2021

**14%**  
Past Growth (2017-2022)  
**280%** difference from 2015-2020

**15%**  
Projected Growth (2022-2027)  
**1,050%** difference from 2020-2025

# Measuring Forest Products Economy

## JOBS



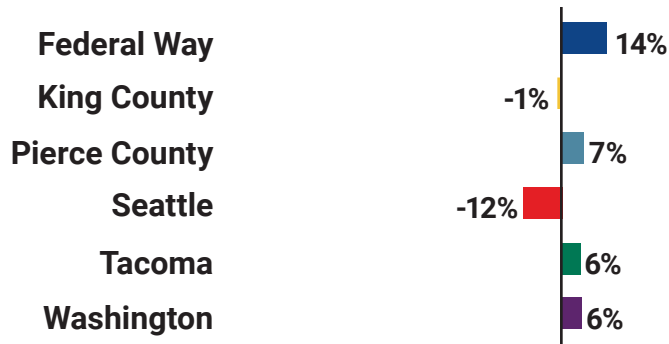
Number of jobs in this sector in the location specified, 2022. **Source:** Lightcast.io.

## AVERAGE EARNINGS



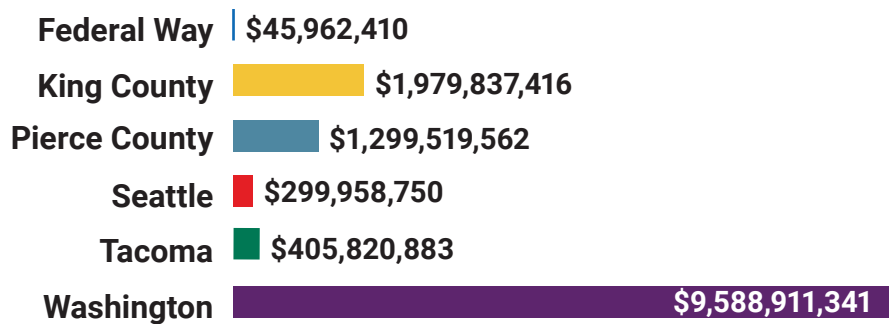
The average industry pay is calculated based on salaries of residents working in this sector, 2022. The salaries are added together, then divided by the number of residents employed in the sector. The result is the average industry pay for the location specified. **Source:** Lightcast.io.

## % JOB CHANGE




Percent change in number of jobs in the location specified over the past year. **Source:** Lightcast.io.

## GROSS REGIONAL PRODUCT



Gross regional product (GRP) is a monetary measure of the market value of all final goods and services produced in a region. **Source:** Lightcast.io.



# ICT Economy in Federal Way

This report provides an overview of the economic impact of the ICT industry in Federal Way, Washington. The area is not a hotspot for this kind of talent. The national average for an area this size is 1,909\* employees, while there are **1,112** here. Earnings per job are above the national average. The national average salary for your industries in an area this size is \$154,562, while in your area it is **\$190,753**. Earnings per jobs is the total industry earnings divided by the number of jobs in the industry.



**\$190,753**  
Average Wage

The average ICT industry wage paid in Federal Way. **Source: EMSI**

**17%** difference from 2022



**1,112**  
Industry Jobs

The number of ICT industry jobs in Federal Way. **Source: EMSI**

**-30%** difference from 2021



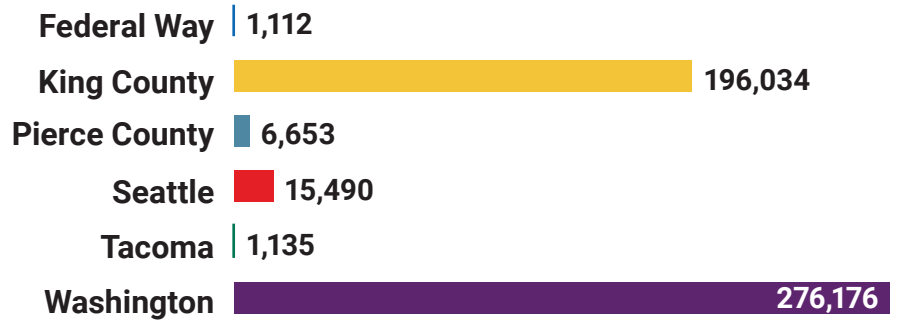
**29%**  
Past Growth (2017-2022)  
**80%** difference from 2015-2020



**21%**  
Projected Growth (2022-2027)  
**235%** difference from 2020-2025

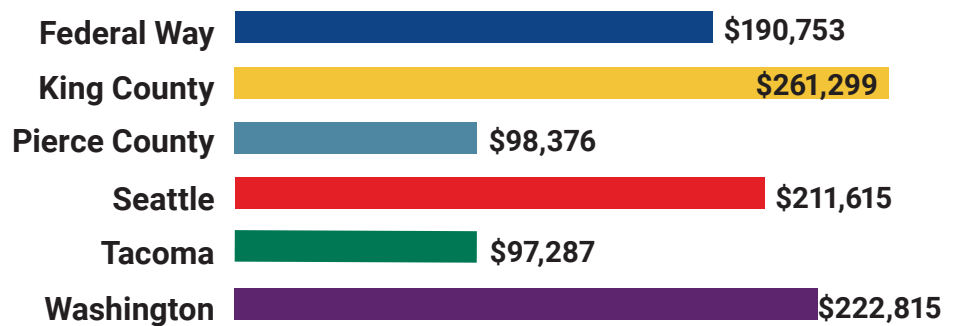
# Measuring ICT Economy

## JOBS



Number of jobs in this sector in the location specified, 2022. **Source:** Lightcast.io.

## AVERAGE EARNINGS



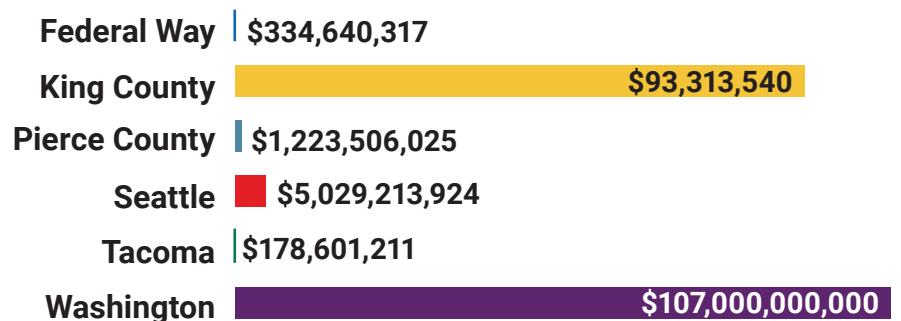
The average industry pay is calculated based on salaries of residents working in this sector, 2022. The salaries are added together, then divided by the number of residents employed in the sector. The result is the average industry pay for the location specified. **Source:** Lightcast.io.

## % JOB CHANGE



Percent change in number of jobs in the location specified over the past year. **Source:** Lightcast.io.

## GROSS REGIONAL PRODUCT



Gross regional product (GRP) is a monetary measure of the market value of all final goods and services produced in a region. **Source:** Lightcast.io.



# Life Sciences Economy in Federal Way

This report provides an overview of the economic impact of the life sciences industry in Federal Way, Washington. The area is not a hotspot for this kind of talent. The national average for an area this size is 3,515\* employees, while there are **2,351** here. Earnings per job are below the national average. The national average salary for your industries in an area this size is \$85,380, while in your area it is **\$74,566**. Earnings per jobs is the total industry earnings divided by the number of jobs in the industry.



**\$74,566**  
Average Wage

The average life science industry wage paid in Federal Way. **Source: EMSI**

**7%** difference from 2021



**2,351**  
Industry Jobs

The number of life science industry jobs in Federal Way. **Source: EMSI**

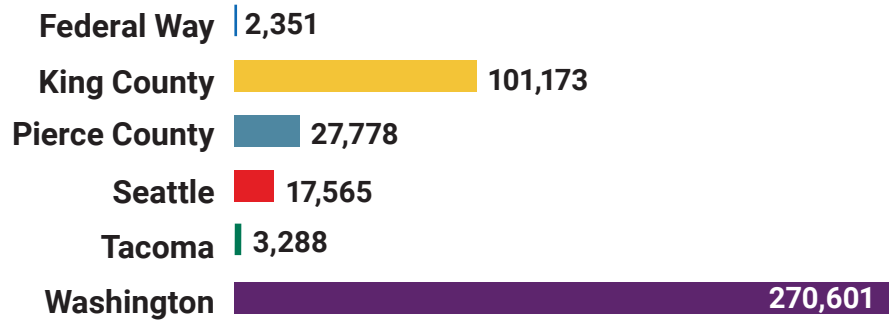
**-9%** difference from 2021

**-20%**  
Past Growth (2017-2022)  
**-400%** difference from 2015-2020

**-13%**  
Projected Growth (2022-2027)  
**-410%** difference from 2020-2025

# Measuring Life Sciences Economy

## JOBS



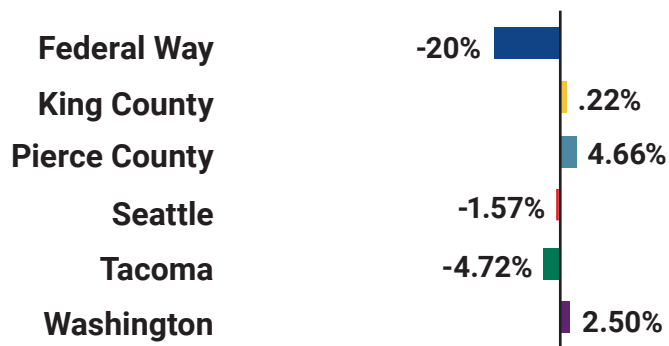
Number of jobs in this sector in the location specified, 2022. **Source:** Lightcast.io.

## AVERAGE EARNINGS



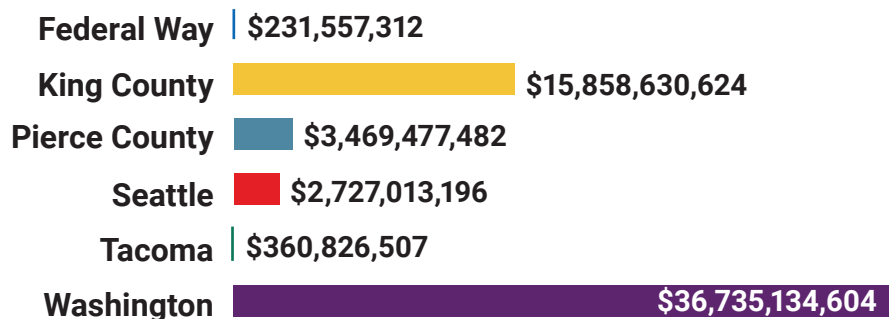
The average industry pay is calculated based on salaries of residents working in this sector, 2022. The salaries are added together, then divided by the number of residents employed in the sector. The result is the average industry pay for the location specified. **Source:** Lightcast.io.

## % JOB CHANGE



Percent change in number of jobs in the location specified over the past year. **Source:** Lightcast.io.

## GROSS REGIONAL PRODUCT



Gross regional product (GRP) is a monetary measure of the market value of all final goods and services produced in a region. **Source:** Lightcast.io.



# Maritime Economy in Federal Way

This report provides an overview of the economic impact of the maritime industry in Federal Way, Washington. The area is not a hotspot for this kind of talent. The national average for an area this size is 81\* employees, while there are **30** here. Earnings per job are above the national average. The national average salary for your industries in an area this size is \$94,526, while in your area it is **\$140,567**. Earnings per jobs is the total industry earnings divided by the number of jobs in the industry.



**\$140,657**  
Average Wage

The average maritime industry wage paid in Federal Way. **Source: EMSI**

**-4%** difference from 2021



**30**  
Industry Jobs

The number of maritime industry jobs in Federal Way. **Source: EMSI**

**-85%** difference from 2021

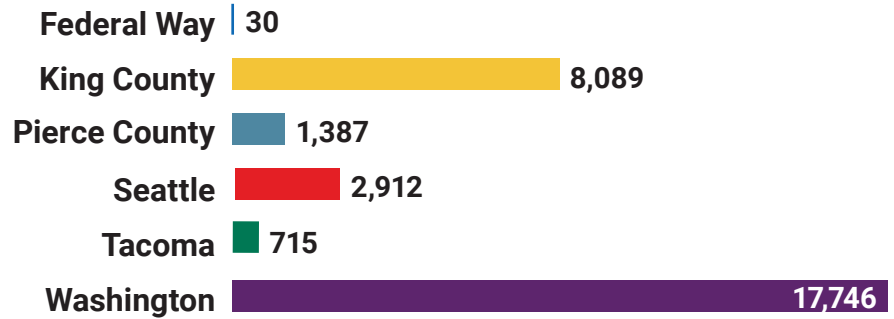
**-17%**  
Past Growth (2017-2022)  
**205%** difference from 2015-2020

**59%**  
Projected Growth (2022-2027)  
**300%** difference from 2020-2025



# Measuring Maritime Economy

## JOBS




Number of jobs in this sector in the location specified, 2022. **Source:** Lightcast.io.

## AVERAGE EARNINGS



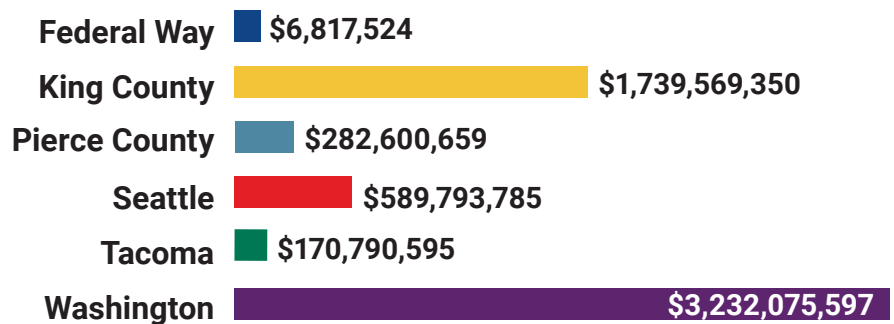
The average industry pay is calculated based on salaries of residents working in this sector, 2022. The salaries are added together, then divided by the number of residents employed in the sector. The result is the average industry pay for the location specified. **Source:** Lightcast.io.

## % JOB CHANGE



Percent change in number of jobs in the location specified over the past year. **Source:** Lightcast.io.

## GROSS REGIONAL PRODUCT



Gross regional product (GRP) is a monetary measure of the market value of all final goods and services produced in a region. **Source:** Lightcast.io.



# Retail & Accommodation

## Economy in Federal Way

This report provides an overview of the economic impact of the retail and accommodation services industry in Federal Way, Washington. The area is about average for this kind of talent. The national average for an area this size is 1,084 employees, while there are **1,021** here. Earnings per job are above the national average. The national average salary for your industries in an area this size is \$36,420, while in your area it is **\$49,154**. Earnings per jobs is the total industry earnings divided by the number of jobs in the industry.



**\$49,154**  
Average Wage

The average retail and accommodation industry wage paid in Federal Way. **Source: EMSI**

**-1%** difference from 2021



**1,021**  
Industry Jobs

The number of retail and accommodation industry jobs in Federal Way. **Source: EMSI**

**28%** difference from 2021



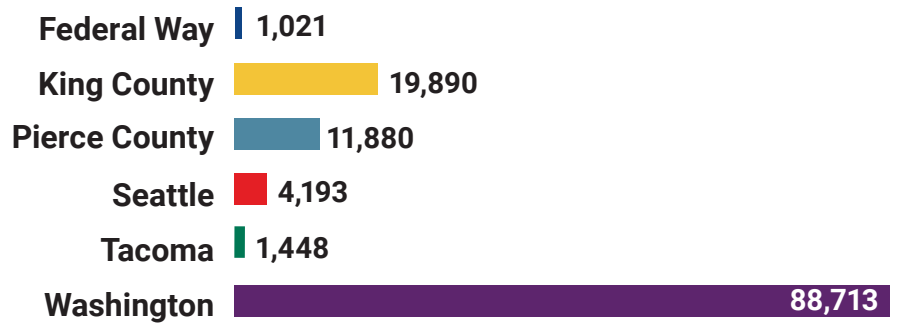
**-42%**  
Past Growth (2017-2022)  
**-50%** difference from 2015-2020



**-40%**  
Projected Growth (2022-2027)  
**-230%** difference from 2020-2025

# Measuring Retail & Accommodation Economy

## JOBS



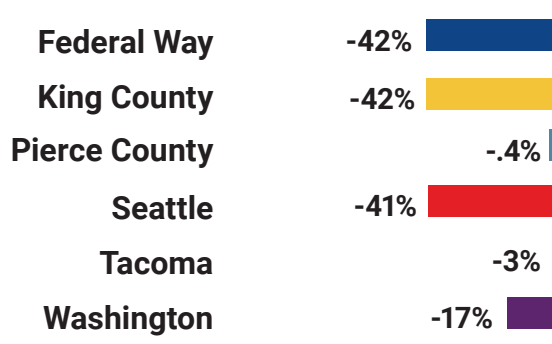
Number of jobs in this sector in the location specified, 2022. **Source:** Lightcast.io.

## AVERAGE EARNINGS



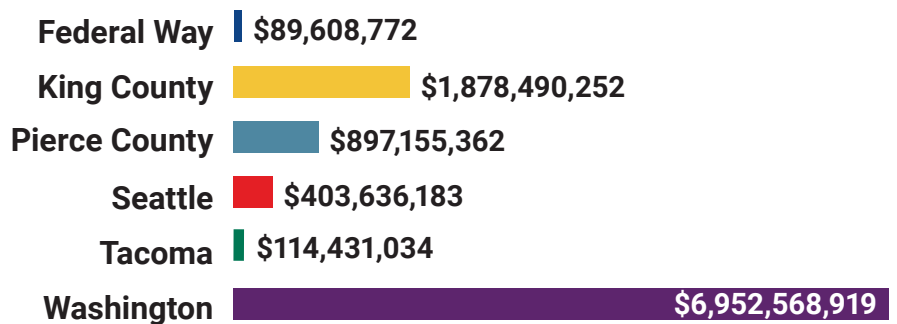
The average industry pay is calculated based on salaries of residents working in this sector, 2022. The salaries are added together, then divided by the number of residents employed in the sector. The result is the average industry pay for the location specified. **Source:** Lightcast.io.

## % JOB CHANGE



Percent change in number of jobs in the location specified over the past year. **Source:** Lightcast.io.

## GROSS REGIONAL PRODUCT



Gross regional product (GRP) is a monetary measure of the market value of all final goods and services produced in a region. **Source:** Lightcast.io.



# Business Services

## Economy in Federal Way

This report provides an overview of the economic impact of the business services industry in Federal Way, Washington. The area is not a hotspot for this kind of talent. The national average for an area this size is 2,595 employees, while there are **1,150** here. Earnings per job are above the national average. The national average salary for your industries in an area this size is \$134,477, while in your area it is **\$161,055**. Earnings per jobs is the total industry earnings divided by the number of jobs in the industry.



**\$161,055**  
Average Wage

The average business services industry wage paid in Federal Way. **Source: EMSI**

**12%** difference from 2021



**1,150**  
Industry Jobs

The number of business services industry jobs in Federal Way. **Source: EMSI**

**-27%** difference from 2021



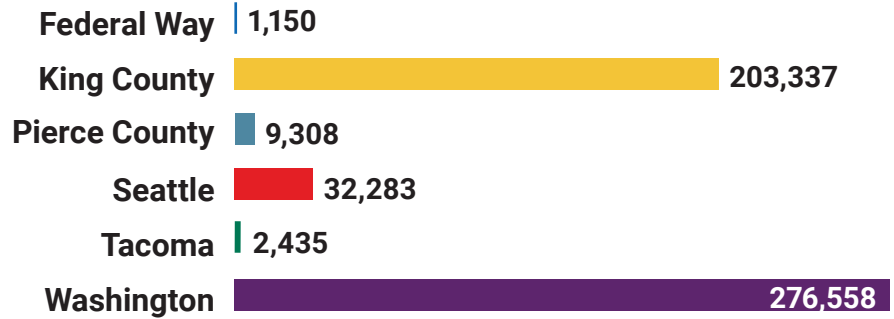
**41%**  
Past Growth (2017-2022)  
**240%** difference from 2015-2020



**31%**  
Projected Growth (2022-2027)  
**280%** difference from 2020-2025

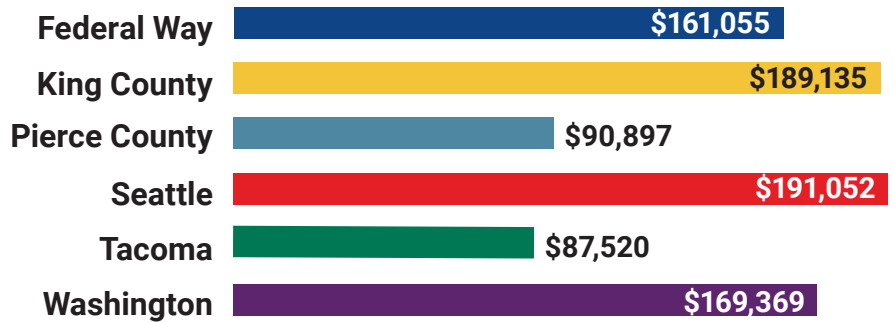
# Measuring Business Services Economy

## JOBS



Number of jobs in this sector in the location specified, 2022. **Source:** Lightcast.io.

## AVERAGE EARNINGS



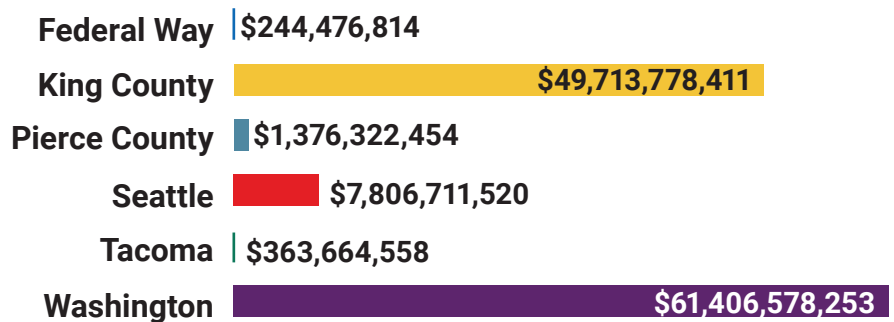
The average industry pay is calculated based on salaries of residents working in this sector, 2022. The salaries are added together, then divided by the number of residents employed in the sector. The result is the average industry pay for the location specified. **Source:** Lightcast.io.

## % JOB CHANGE



Percent change in number of jobs in the location specified over the past year. **Source:** Lightcast.io.

## GROSS REGIONAL PRODUCT



Gross regional product (GRP) is a monetary measure of the market value of all final goods and services produced in a region. **Source:** Lightcast.io.



# Healthcare Economy in Federal Way

This report provides an overview of the economic impact of the healthcare industry in Federal Way, Washington. The area is not a hotspot for this kind of talent. The national average for an area this size is 4,446 employees, while there are **3,764** here. Earnings per job are about the same as the national average. The national average salary for your industries in an area this size is \$82,906, while in your area it is **\$82,379**. Earnings per jobs is the total industry earnings divided by the number of jobs in the industry.



**\$82,379**  
Average Wage

The average healthcare industry wage paid in Federal Way. **Source:** EMSI

**8%** difference from 2022



**3,764**  
Industry Jobs

The number of healthcare industry jobs in Federal Way. **Source:** EMSI

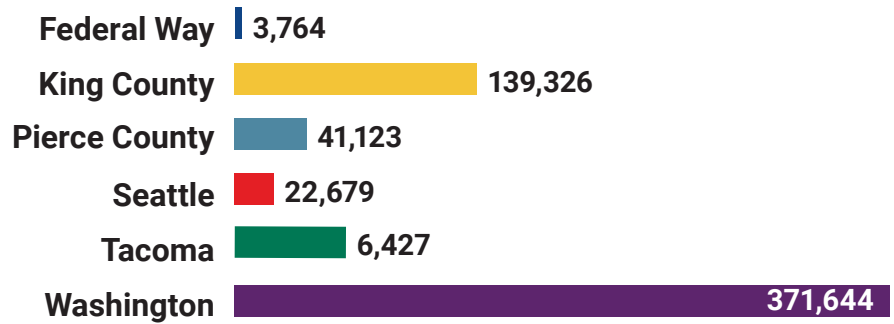
**-11%** difference from 2022

**-19%**  
Past Growth (2017-2022)  
**-950%** difference from 2015-2020

**-12%**  
Projected Growth (2022-2027)  
**1,300%** difference from 2020-2025

# Measuring Healthcare Economy

## JOBS



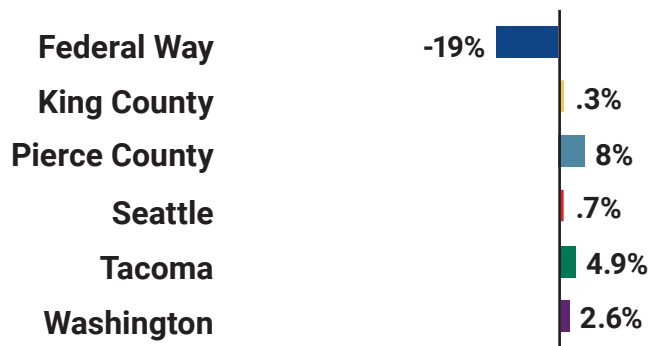
Number of jobs in this sector in the location specified, 2022. **Source:** Lightcast.io.

## AVERAGE EARNINGS



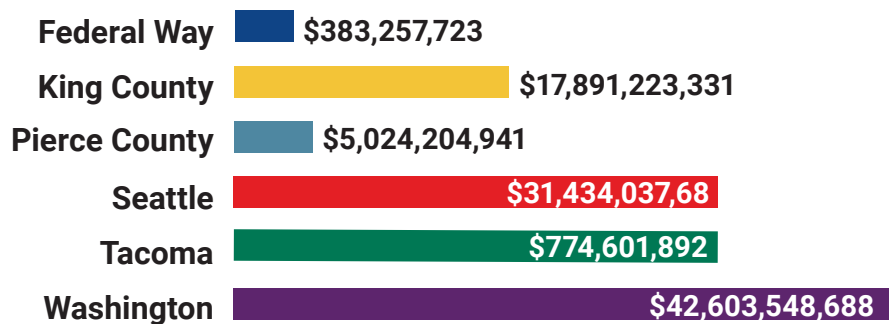
The average industry pay is calculated based on salaries of residents working in this sector, 2022. The salaries are added together, then divided by the number of residents employed in the sector. The result is the average industry pay for the location specified. **Source:** Lightcast.io.

## % JOB CHANGE



Percent change in number of jobs in the location specified over the past year. **Source:** Lightcast.io.

## GROSS REGIONAL PRODUCT



Gross regional product (GRP) is a monetary measure of the market value of all final goods and services produced in a region. **Source:** Lightcast.io.



# Construction

## Economy in Federal Way

This report provides an overview of the economic impact of the construction industry in Federal Way, Washington. The area is a hotspot for this kind of talent. The national average for an area this size is 3,143 employees, while there are **3,522** here. Earnings per job are above the national average. The national average salary for your industries in an area this size is \$75,699, while in your area it is **\$90,633**. Earnings per jobs is the total industry earnings divided by the number of jobs in the industry.



**\$90,633**  
Average Wage

The average manufacturing industry wage paid in Federal Way. **Source: EMSI**

**7%** difference from 2021



**3,522**  
Industry Jobs

The number of manufacturing industry jobs in Federal Way. **Source: EMSI**

**4%** difference from 2021

**7%**  
Past Growth (2017-2022)

**-30%** difference from 2015-2020

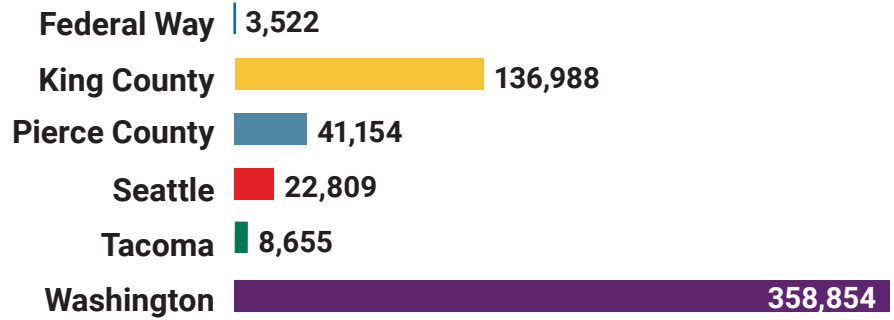
**4%**  
Projected Growth (2022-2027)

**300%** difference from 2020-2025



# Measuring Construction Economy

## JOBS



Number of jobs in this sector in the location specified, 2022. **Source:** Lightcast.io.

## AVERAGE EARNINGS



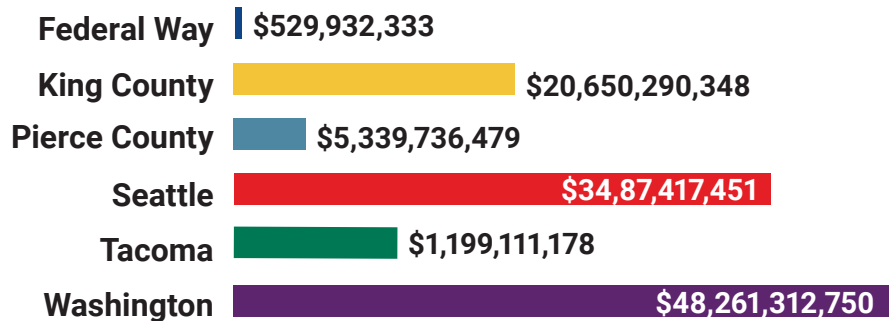
The average industry pay is calculated based on salaries of residents working in this sector, 2022. The salaries are added together, then divided by the number of residents employed in the sector. The result is the average industry pay for the location specified. **Source:** Lightcast.io.

## % JOB CHANGE



Percent change in number of jobs in the location specified over the past year. **Source:** Lightcast.io.

## GROSS REGIONAL PRODUCT



Gross regional product (GRP) is a monetary measure of the market value of all final goods and services produced in a region. **Source:** Lightcast.io.

## METHODOLOGY

This report includes totalling 91,705 data points from 30 measures, collected from 2 public sources (described below). We also estimated 0 data points based on our estimation and projection methodology. Some of the summary data included in the report may not include suppressed data. Data suppression occurs in cases where private, identifying information would be disclosed. In most cases, this does not impact the total values presented in the report, but in cases where there are small industries or areas, data suppressions may reduce the accuracy of the data we can display.

## SOURCES

### EMSI

Website: <https://www.economicmodeling.com/>

### American Community Survey

Website: <https://www.census.gov/programs-surveys/acs/data.html>; Data Year: 2029; The American Community Survey (ACS) publishes a rolling 5-year average profile of American communities.

#### Measures

Population, Race, Median Household Income, Unemployed Population, Employed Population, Population Below Poverty Level, Population with High School Diploma, Population with College Degree, Households, Median Home Value, Median Rent, Rent as Percentage of Income, Median Age, Poverty Rate, Percentage with High School Diploma, Percentage with College Degree, Unemployment Percentage.

#### Populations

Total, White alone, Black or African American alone, American Indian and Alaska Native alone, Asian alone, Native Hawaiian and Other Pacific Islander alone, Some other race alone, Two or more races.

### Quarterly Census of Employment and Wages

Website: <https://www.bls.gov/cew/>; Data Year: 2029; The Quarterly Census of Employment and Wages (QCEW) program publishes a quarterly count of employment and wages reported by employers covering more than 95 percent of U.S. jobs, available at the county, MSA, state and national levels by industry.

#### Measures

Total Annual Wages, Taxable Annual Wages, Firms, Employment Level, Annual Contributions, Employment Growth (YoY Change), Firms (YoY Change), Wage Growth (YoY Change), Yearly Pay Growth (YoY Change), Average Industry Pay, Employment vs US Average, Wages vs US Average, Yearly Pay vs US Average.

#### Populations (Federal Way)

11 - Agriculture, Forestry, Fishing and Hunting, 21 - Mining, Quarrying, and Oil and Gas Extraction, 31-33 - Manufacturing, 22 - Utilities, 23 - Construction, 42 - Wholesale Trade, 44-45 - Retail Trade, 48-49 - Transportation and Warehousing, 51 - Information, 53 - Real Estate and Rental and Leasing, 55 - Management of Companies and Enterprises, 56 - Administrative and Support and Waste Management and Remediation Services, 61 - Educational Services, 62 - Health Care and Social Assistance, 52 - Finance and Insurance, 72 - Accommodation and Food Services, 81 - Other Services (except Public Administration), 92 - Public Administration, 71 - Arts, Entertainment, and Recreation, 54 - Professional, Scientific, and Technical Services.

#### Populations (Aerospace Industry Sector)

927 - Space Research and Technology, , 336411 - Aircraft Manufacturing, 336412 - Aircraft Engine and Engine Parts Manufacturing, 336414 - Guided Missile and Space Vehicle Manufacturing, 336415 - Guided Missile and Space Vehicle Propulsion Unit and Propulsion Unit Parts Manufacturing, 336413 - Other Aircraft Parts and Auxiliary Equipment Manufacturing, 336419 - Other Guided Missile and Space Vehicle Parts and Auxiliary Equipment Manufacturing.

#### Populations (Agribusiness Industry Sector)

311 - Food Manufacturing, 115 - Support Activities for Agriculture and Forestry, , 114 - Fishing, Hunting and Trapping, 112 - Animal Production and Aquaculture, 111 - Crop Production.

#### Populations (Forest Products Industry Sector)

113 - Forestry and Logging, 115 - Support Activities for Agriculture and Forestry, 321912 - Cut Stock, Resawing Lumber, and Planing, 322 - Paper Manufacturing, 333243 - Sawmill, Woodworking, and Paper Machinery Manufacturing, 4233 - Lumber and Other Construction Materials Merchant Wholesalers, 4241 - Paper and Paper Product Merchant Wholesalers.

#### Populations (ICT Industry Sector)

333242 - Semiconductor Machinery Manufacturing, 333316 - Photographic and Photocopying Equipment Manufacturing, 333318 - Other Commercial and Service Industry Machinery Manufacturing, 334111 - Electronic Computer Manufacturing, 334112 - Computer Storage Device Manufacturing, 334118 - Computer Terminal and Other Computer Peripheral Equipment Manufacturing, 334210 - Telephone Apparatus Manufacturing, 334220 - Radio

and Television Broadcasting and Wireless Communications Equipment Manufacturing, 334310 - Audio and Video Equipment Manufacturing, 334412 - Bare Printed Circuit Board Manufacturing, 334413 - Semiconductor and Related Device Manufacturing, 334416 - Capacitor, Resistor, Coil, Transformer, and Other Inductor Manufacturing, 334417 - Electronic Connector Manufacturing, 334418 - Printed Circuit Assembly (Electronic Assembly) Manufacturing, 334419 - Other Electronic Component Manufacturing, 334513 - Instruments and Related Products Manufacturing for Measuring, Displaying, and Controlling Industrial Process Variables, 334515 - Instrument Manufacturing for Measuring and Testing Electricity and Electrical Signals, 334516 - Analytical Laboratory Instrument Manufacturing, 334613 - Blank Magnetic and Optical Recording Media Manufacturing, 334614 - Software and Other Prerecorded Compact Disc, Tape, and Record Reproducing, 423430 - Computer and Computer Peripheral Equipment and Software Merchant Wholesalers, 511210 - Software Publishers, 515210 - Cable and Other Subscription Programming, 517110 - Wired Telecommunications Carriers, 517410 - Satellite Telecommunications, 517911 - Telecommunications Resellers, 517919 - All Other Telecommunications, 518210 - Data Processing, Hosting, and Related Services, 519130 - Internet Publishing and Broadcasting and Web Search Portals, 532420 - Office Machinery and Equipment Rental and Leasing, 541511 - Custom Computer Programming Services, 541512 - Computer Systems Design Services, 541513 - Computer Facilities Management Services, 541519 - Other Computer Related Services, 811212 - Computer and Office Machine Repair and Maintenance, 811213 - Communication Equipment Repair and Maintenance,

### *Populations (Life Sciences Industry Sector)*

3345 - Navigational, Measuring, Electromedical, and Control Instruments Manufacturing, 3391 - Medical Equipment and Supplies Manufacturing, 3254 - Pharmaceutical and Medicine Manufacturing, 54171 - Research and Development in the Physical, Engineering, and Life Sciences.

### *Populations (Maritime Industry Sector)*

3117 - Seafood Product Preparation and Packaging, 3366 - Ship and Boat Building, 48832 - Marine Cargo Handling, 11411 - Fishing, 483112 - Deep Sea Passenger Transportation, 483114 - Coastal and Great Lakes Passenger Transportation, 56152 - Tour Operators.

### *Populations (Retail & Accommodation Industry Sector)*

441 - Motor Vehicle and Parts Dealers, 442 - Furniture and Home Furnishings Stores, 443 - Electronics and Appliance Stores, 444 - Building Material and Garden Equipment and Supplies Dealers, 446 - Health and Personal Care Stores, 445 - Food and Beverage Stores, 448 - Clothing and Clothing Accessories Stores, 447 - Gasoline Stations, 721 - Accommodation, 722 - Food Services and Drinking Places.

### *Populations (Business Services Industry Sector)*

5415 - Computer Systems Design and Related Services, 5417 - Scientific Research and Development Services, 5411 - Legal Services, 5412 - Accounting, Tax Preparation, Bookkeeping, and Payroll Services, 5413 - Architectural, Engineering, and Related Services, 5414 - Specialized Design Services, 5416 - Management, Scientific, and Technical Consulting Services, 5418 - Advertising, Public Relations, and Related Services, 5419 - Other Professional, Scientific, and Technical Services.

### *Populations (Healthcare Industry Sector)*

3391 - Medical Equipment and Supplies Manufacturing, 446 - Health and Personal Care Stores, 42345 - Medical, Dental, and Hospital Equipment and Supplies Merchant Wholesalers, 52411 - Direct Life, Health, and Medical Insurance Carriers, 621 - Ambulatory Health Care Services, 622 - Hospitals, 623 - Nursing and Residential Care Facilities.

### *Populations (Construction Industry Sector)*

2362 - Nonresidential Building Construction, 4233 - Lumber and Other Construction Materials Merchant Wholesalers, 2361 - Residential Building Construction, 2371 - Utility System Construction, 2373 - Highway, Street, and Bridge Construction.

*Thank you!*

## **District 30 Legislators**

### **State Senator**

The Honorable Claire Wilson

### **State Representatives**

The Honorable Jamila Taylor

The Honorable Kristine Reeves

*This publication was supported in part by the state of Washington.*

**GREATER FEDERAL WAY  
Chamber of Commerce**

The Chamber of Commerce Building  
31919 1st Ave S, Ste 202  
Federal Way, WA 98003



This publication was printed/mailed by **Minuteman Press**

*Pivotal Partners*



Virginia Mason  
Franciscan Health

**woodbridge**  
CORPORATE PARK



*Cornerstone Investors*

**HIGHLINE  
COLLEGE**



*Champion Investors*

