

# Manchester, Connecticut

## General

ACS, 2018–2022	Manchester	State
Current Population	59,510	3,611,317
Land Area <i>mi</i> <sup>2</sup>	27	4,842
Population Density <i>people per mi</i> <sup>2</sup>	2,172	746
Number of Households	24,900	1,409,807
Median Age	37	41
Median Household Income	\$85,048	\$90,213
Poverty Rate	12%	10%

## Economy

### Top Industries

Lightcast, 2022 (2 and 3 digit NAICS)	Jobs	Share of Industry
1 Government	9,096	
Local Government		49%
2 Health Care and Social Assistance	5,764	
Social Assistance		56%
3 Retail Trade	4,177	
General Merchandise Retailers		31%
4 Manufacturing	2,715	
Fabricated Metal Product Mfg		22%
5 Other Services (except Public Admin)	2,307	
Personal and Laundry Services		41%
Total Jobs, All Industries	31,244	

### SOTS Business Registrations

Secretary of the State, March 2024

#### New Business Registrations by Year

Year	2019	2020	2021	2022	2023
Total	403	466	596	619	686

Total Active Businesses 4,153

### Key Employers

Data from Municipalities, 2024

- Manchester Memorial Hospital/ECHN
- ACMT Aerospace
- Pursuit Aerospace
- FLEX Manufacturing
- Allied Printing

## Schools

CT Department of Education, 2023-24

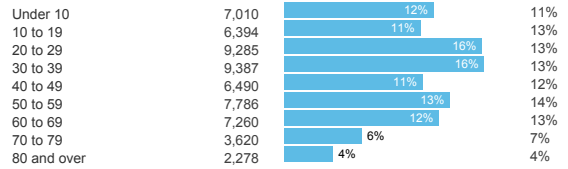
### School Districts

	Available Grades	Total Enrollment	Pre-K Enrollment	4-Year Grad Rate (2021-22)
Manchester School District	PK-12	6,167	244	86%
Odyssey Community School District	PK-8	370	36	
Statewide	-	512,652	19,530	89%

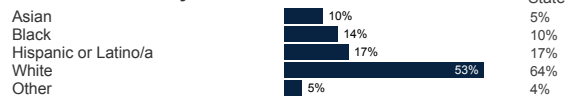
## Demographics

ACS, 2018–2022

### Age Distribution



### Race and Ethnicity

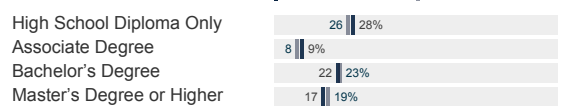


*Hispanic includes those of any race. Remaining racial groups include only non-hispanic. 'Other' includes American Indian, Alaska Native, Native Hawaiian, Pacific Islander, two or more races.*

### Language Spoken at Home



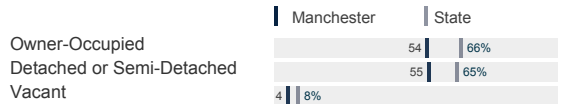
### Educational Attainment



## Housing

ACS, 2018–2022

	Manchester	State
Median Home Value	\$220,300	\$323,700
Median Rent	\$1,406	\$1,374
Housing Units	26,005	1,531,332



# Manchester, Connecticut

## Labor Force

CT Department of Labor, 2023

	Manchester	State
Employed	31,433	1,822,090
Unemployed	1,180	71,113

Unemployment Rate

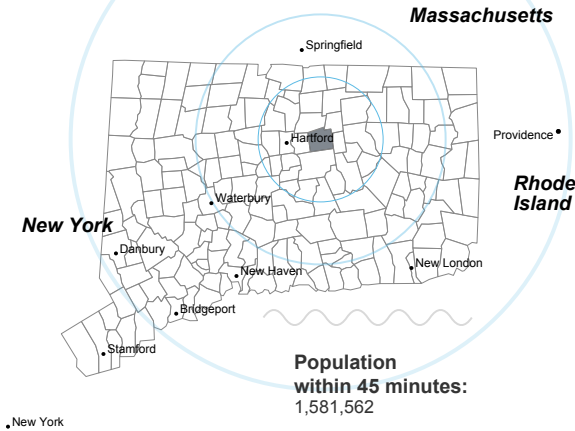


Self-Employment Rate\*



\*ACS, 2018–2022

## Catchment Areas of 15mi, 30mi, and 60mi



## Fiscal Indicators

CT Office of Policy and Management, State FY 2020-21

### Municipal Revenue

Total Revenue	\$207,686,000
Property Tax Revenue	\$150,443,000
<i>per capita</i>	\$2,750
<i>per capita, as % of state avg.</i>	86%
Intergovernmental Revenue	\$53,460,000
Revenue to Expenditure Ratio	103%

### Municipal Expenditure

Total Expenditure	\$201,774,000
Educational	\$133,588,000
Other	\$68,186,000

### Grand List

Equalized Net Grand List	\$6,434,918,381
<i>per capita</i>	\$108,285
<i>per capita, as % of state avg.</i>	67%
Commercial/Industrial Share of Net Grand List	25%
Actual Mill Rate	36.52
Equalized Mill Rate	25.39

### Municipal Debt

Moody's Rating (2023)	Aa1
S&P Rating (2023)	AA+
Total Indebtedness	\$124,510,000
<i>per capita</i>	\$2,095
<i>per capita, as % of state avg.</i>	77%
<i>as percent of expenditures</i>	62%
Annual Debt Service	\$14,678,000
<i>as % of expenditures</i>	7%

## Access

ACS, 2018–2022

	Manchester	State
--	------------	-------

Mean Commute Time \*



No Access to a Car



No Internet Access



## Commute Mode

Public Transport	2	4%
Walking or Cycling	2	3%
Driving	80	83%
Working From Home *	12	13%

## Public Transit

CT <i>transit</i> Service	Local, Express, CTfastrak
Other Public Bus Operations	-
Train Service	-

\* 5 year estimates include pre-pandemic data



Search AdvanceCT's **SiteFinder**, Connecticut's most comprehensive online database of available commercial properties.  
[advancect.org/site-selection/ct-sitefinder](http://advancect.org/site-selection/ct-sitefinder)

## About Town Profiles

The Connecticut Town Profiles are two-page reports of demographic and economic information for each of Connecticut's 169 municipalities. Reports for data are available from [profiles.ctdata.org](http://profiles.ctdata.org)

Feedback is welcome, and should be directed to [info@ctdata.org](mailto:info@ctdata.org)

These Profiles can be used free of charge by external organizations, as long as *AdvanceCT* and *CTData Collaborative* are cited. No representation or warranties, expressed or implied, are given regarding the accuracy of this information.